







Statistically Valid Survey







Facilities - Top 5 Priorities

-  Walking and Hiking Trails
-  Nature Parks
-  Neighborhood Parks
-  Bike Trails
-  Indoor Swimming Pool

Programs - Top 5 Priorities

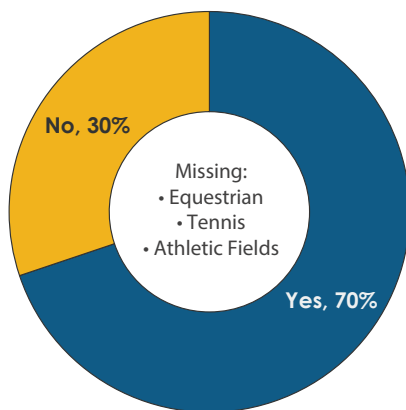
-  Adult Fitness and Wellness
-  Summer Concerts
-  Programs for Seniors (Age 50+)
-  Nature Programs
-  Pet Exercise (at Dog Parks)

Most Important Actions

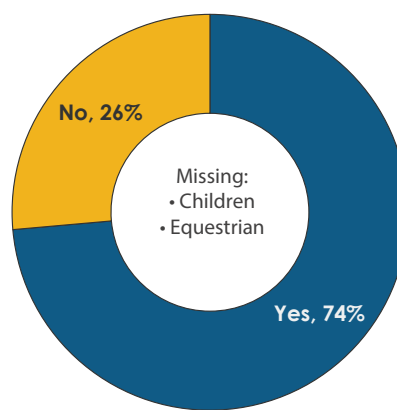
-  Upgrade Current Parks
-  Build New Walking and Biking Trails
-  Buy Land for Future Parks
-  952 Households

Follow-Up Handout Survey

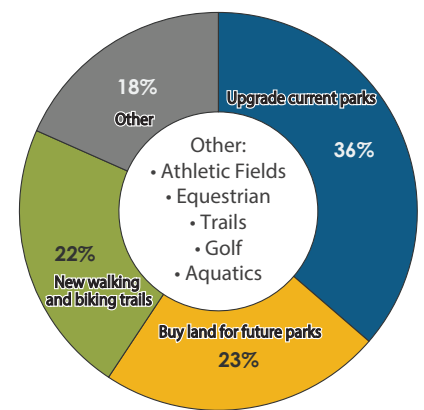
Facilities - Top 5 Agreement



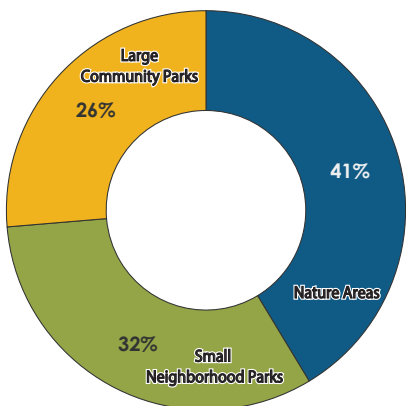
Programs - Top 5 Agreement



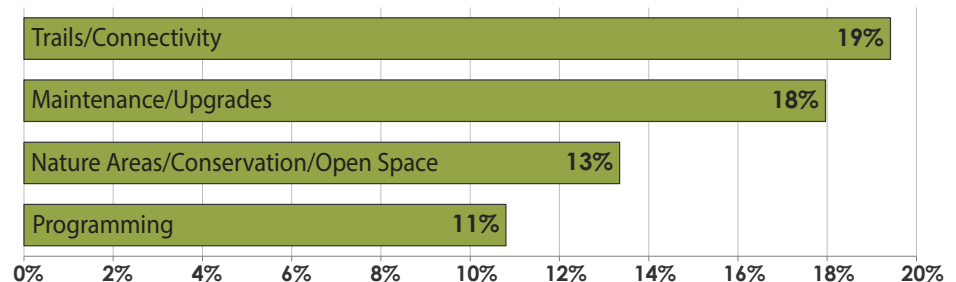
Most Important Actions



Uses for New Land



Biggest Need for the Next 5-10 Years



Public Input Summary



Engagement Summary

- Community Conversations (4)
- Stakeholder Groups (22)
- Events (16)
- Dollar Voting
- Surveys (2)
- Online Engagement (mySidewalk)



3000 Engaged

Community Conversations - Most Discussed

- Youth Programs
- Nature/Conservation
- Neighborhood/Specific Parks
- Adult Programs
- Universal Access/ADA
- Athletic Fields
- Trails
- Marketing/Communication
- Game Courts
- Events
- Maintenance
- Golf Facilities and Programs
- Equity/Affordability

Key Findings

- Upgrades and maintenance to existing parks
- More and better connected trails
- Preservation of open space
- More athletic fields
- Affordability and equity
- Parks in underserved areas
- Neighborhood parks within walking distance
- Unique amenities
- More events
- A variety of game courts
- Improved accessibility
- Maintain equestrian and golf facilities
- Dog parks and programs
- Better marketing and communication

Features Board - 3 Dots

Feature	Northside Library	Lyric Theater	Senior Center	Clays Mill Elementary	Total
Trails	12	14	22	19	67
Multipurpose Fields	16	10	6	33	65
Golf	2	6	27	8	43
Game Courts	11	19	5	5	40
Natural Areas	5	7	15	9	36
Aquatics	8	6	11	9	34
Playgrounds	8	6	7	10	31
Community Gardens	7	5	13	4	29
Dog Parks	7	3	9	7	26
Event/Gathering Spaces	6	4	10	5	25
Community Centers	8	5	8	2	23
Equestrian	3	3	14	2	22
Ball Diamonds	4	3	7	2	16
Disc Golf	0	1	3	6	10
Skateparks	3	1	2	3	9
Anything Else	2	0	0	5	7
Total	102	93	159	129	483
Participants	34	31	53	43	161

Dollar Voting

Allocation by Box

Action (Box Title)	Events	Community Conversations	Total	
Upgrade current parks	\$46,700	\$38,800	\$85,500	26%
New walking and biking trails	\$50,600	\$24,500	\$75,100	23%
Buy land for future parks	\$55,100	\$28,000	\$83,100	25%
Other	\$26,900	\$61,700	\$88,600	27%
Total	\$179,300	\$153,000	\$332,300	100%

330 Participants

Other Box Totals

Improvement	Total
Athletic Fields	\$13,800
Golf	\$12,500
Game Courts	\$8,900
Aquatic Facilities	\$8,500
Universal Access/IR	\$7,600
Restrooms, drinking fountains, etc.	\$6,500
Playgrounds/Equipment	\$6,000
Other	\$24,800
Total	\$88,600