

Lexington-Fayette Urban County Government

Mayor's Proposed Budget

FY 2014-2015

Jim Gray
Mayor



Mayor's Budget Address - April 8, 2014

MAYOR'S PROPOSED BUDGET

Fiscal Year July 1, 2014 - June 30, 2015

Mayor
Jim Gray

Councilmembers-at-Large
Linda Gorton (Vice-Mayor)
Chuck Ellinger II
Steve Kay

Councilmembers by District

Chris Ford
1st District

Shevawn Akers
2nd District

Diane Lawless
3rd District

Julian Beard
4th District

Bill Farmer, Jr.
5th District

Kevin Stinnett
6th District

Jennifer Scutchfield
7th District

George Myers
8th District

Jennifer Mossotti
9th District

Harry Clarke
10th District

Peggy Henson
11th District

Ed Lane
12th District

Table of Contents

	Page		Page
INTRODUCTION		Chief Administrative Officer (CAO)	
Table of Elected Officials		CAO Administration	36
Table of Contents		Grants and Special Programs	38
Listing of Mayor, Senior Staff, and Commissioners	i	Government Communications	39
Economic Contingency Designation Information	ii	Human Resources	42
		Risk Management	46
GENERAL SERVICES DISTRICT FUND - 1101			
Summary of Revenue and Appropriations	2	Planning, Preservation, and Development	
Revenue Statement	3	Planning, Preservation, and Development	48
		Historic Preservation	49
Constitutional		Planning	50
Circuit Judges	5	Purchase of Development Rights	52
County Clerk	6	Engineering	53
Elections - Board of Elections	8	Code Enforcement	55
Commonwealth Attorney	9	Building Inspection	59
County Judge Executive	10		
County Attorney	11	Internal Audit	
Coroner	12	Internal Audit	60
Property Valuation Administrator	14		
		Chief Information Officer (CIO)	
Council		Chief Information Officer	61
Council Office	15	Computer Services	62
Citizens' Advocate	20	Enterprise Solutions	67
Clerk of the Urban County Council	21		
		Law	
Mayor		Law	68
Mayor's Office	23		
Special Programs	25	Finance	
		Finance Administration	70
Chief Development Officer		Budgeting	72
Chief Development Officer	28	Accounting	73
		Revenue	74
Non-Departmental		Central Purchasing	76
Contract Debt	30		
Contingency	34	Environmental Quality and Public Works	
Indirect Cost Allocation	35	Environmental Quality and Public Works	77
		Streets and Roads	80
		Traffic Engineering	85
		Environmental Policy	88

	Page
Public Safety	
Public Safety Administration	89
ABC Administration	92
Enhanced 911/Emergency Management	93
Community Corrections	99
Police	104
Fire and Emergency Services	117
Social Services	
Social Services Administration	125
Adult and Tenant Services	130
Family Services	133
Youth Services	137
General Services	
General Services Commissioner	142
Facilities and Fleet Management	144
Parks and Recreation	151
Partner Agencies	
American Red Cross	210
Arbor Youth Services	202
AVOL Incorporated	185
Baby Health Service	193
Big Brothers Big Sisters	209
Bluegrass Area Dev District	194
Bluegrass Community Action Age	195
Bluegrass Rape Crisis Center	204
Bluegrass Regional MH MR Board	186
Bluegrass Technology Center	197
Carnegie Literacy Center	238
Central KY Radio Eye	191
Child Care Council	188
Children's Advocacy Center	192
Children's Law Center	218
Chrysalis House	183
Commerce Lexington	175
Community Action Council	199
Downtown Arts Center	176
Downtown Development Authority	239
Downtown Lexington Corporation	177

	Page
Partner Agencies	
Environmental Quality Comm.	200
Explorium of Lexington	237
Faith Feeds Lexington	223
Family Counseling Service	225
Girl Scouts of Kentucky	219
God's Pantry Food Bank	206
GreenHouse 17	196
Hope Center	201
Human Rights Commission	233
Iglesia Nueva Vida, Inc.	220
ITNBluegrass, Inc.	226
Jubilee Jobs of Lexington	224
Kentucky Pink Connection	211
Kentucky Refugee Ministries	212
Kentucky Theater Operations	180
LAB Community Foundation	227
Lexington Center Corporation	234
Lexington Convention and Visitor	236
Lexington History Museum	228
Lexington Leadership Foundation	229
Lexington Public Library	235
Lexington Woman's Club	221
Living Arts and Science Center	215
Lyric	181
Mission Lexington, Inc	213
Moveable Feast Lexington, Inc.	207
NAMI Lexington KY	222
New Beginnings of the Bluegrass	189
New Life Day Center	216
Nursing Home Ombudsman Program	203
Opportunity for Work and Learning	230
Prevent Child Abuse Kentucky	214
Repairers of the Breach	190
Salvation Army	205
SCORE	179
Sisohpromatem Art Foundation	217
South Eastern Medical Interpreters Association	231
Sunflower Kids	187
The Methodist Home of Kentucky	232
The Nest	198

	Page
Partner Agencies	
Urban League	182
Volunteers of America	184
World Trade Center Kentucky	178
YMCA of Central Kentucky	208
TENANT RELOCATION FUND - 1104	
Summary of Revenue and Appropriations	242
Revenue Statement	243
Social Services	
Adult and Tenant Services	244
URBAN SERVICES DISTRICT FUND 1115	
Summary of Revenue and Appropriations	246
Revenue Statement	247
Non-Departmental	
Contract Debt	248
Contingency	249
Indirect Cost Allocation	250
Chief Administrative Officer (CAO)	
Government Communications	251
Human Recourses	253
Risk Management	255
Chief Information Officer (CIO)	
Computer Services	257
Law	
Law	258
Finance	
Finance Administration	259
Environmental Quality and Public Works	
Environmental Quality and Public Works	260
Streets and Roads	265
Waste Management	269
Traffic Engineering	279
Environmental Policy	281

	Page
General Services	
Facilities and Fleet Management	283
SPECIAL REVENUE FUNDS	
POLICE CONFISCATED - FEDERAL 1131	
Summary of Revenue and Appropriations	286
Revenue Statement	287
Public Safety	
Police	288
POLICE CONFISCATED - STATE 1132	
Summary of Revenue and Appropriations	290
Revenue Statement	291
Public Safety	
Police	292
PUBLIC SAFETY FUND - 1133	
Summary of Revenue and Appropriations	294
Revenue Statement	295
Public Safety	
Enhanced 911/Emergency Management	296
Community Corrections	297
Police	298
MUNICIPAL AID PROGRAM (MAP) FUND - 1136	
Summary of Revenue and Appropriations	300
Revenue Statement	301
Planning, Preservation, and Development	
Engineering	302
Environmental Quality and Public Works	
Streets and Roads	304
Traffic Engineering	305

	Page
COUNTY AID FUND - 1137	
Summary of Revenue and Appropriations	308
Revenue Statement	309
Environmental Quality and Public Works	
Streets and Roads	310
MINERAL SEVERANCE FUND - 1138	
Summary of Revenue and Appropriations	312
Revenue Statement	313
Environmental Quality and Public Works	
Streets and Roads	314
General Services	
Parks and Recreation	315
COAL SEVERANCE FUND - 1139	
Summary of Revenue and Appropriations	318
Revenue Statement	319
Environmental Quality and Public Works	
Streets and Roads	320
MISCELLANEOUS SPECIAL REVENUE FUND - 1141	
Summary of Revenue and Appropriations	322
Revenue Statement	323
Environmental Quality and Public Works	
Traffic Engineering	324
POLICE CONFISCATED - TREASURY - 1142	
Summary of Revenue and Appropriations	328
Revenue Statement	329
Public Safety	
Police	330

	Page
CAPITAL PROJECTS FUNDS	
Summary of Revenue and Appropriations	332
Revenue Statement	333
Fund 2604 - FY 2015 Bond Projects	334
ENTERPRISE FUNDS	
SANITARY SEWER REVENUE AND OPERATING FUND - 4002	
Summary of Revenue and Appropriations	354
Revenue Statement	355
Council	
Clerk of the Urban County Council	356
Non-Departmental	
Contract Debt	357
Contingency	358
Indirect Cost Allocation	359
Chief Administrative Officer (CAO)	
Government Communications	360
Human Resources	361
Risk Management	363
Planning, Preservation, and Development	
Planning	365
Engineering	366
Chief Information Officer (CIO)	
Computer Services	368
Law	
Law	369
Finance	
Finance Administration	370
Revenue	371
Central Purchasing	373

	Page
Environmental Quality and Public Works	
Environmental Quality and Public Works	374
Streets and Roads	378
Water Quality	379
Environmental Policy	390
Social Services	
Adult and Tenant Services	391
General Services	
Facilities and Fleet Management	392
SANITARY SEWER CONSTRUCTION FUND - 4003	
Summary of Revenue and Appropriations	394
Revenue Statement	395
Planning, Preservation, and Development	
Engineering	396
Environmental Quality and Public Works	
Water Quality	397
PUBLIC FACILITIES CORPORATION FUNDS	
PFC - GENERAL FUND - 4022	
Summary of Revenue and Appropriations	406
Revenue Statement	407
Non-Departmental	
Contract Debt	408
Finance	
Finance Administration	409
Environmental Quality and Public Works	
Environmental Policy	410
General Services	
General Services Commissioner	411
Facilities and Fleet Management	412

	Page
Partner Agencies	
Kentucky Theater Operations	414
PFC - PARKS PROJECTS FUND - 4024	
Summary of Revenue and Appropriations	415
Revenue Statement	416
Non-Departmental	
Contingency	417
General Services	
Parks and Recreation	418
WATER QUALITY MANAGEMENT FUND - 4051	
Summary of Revenue and Appropriations	422
Revenue Statement	423
Council	
Clerk of the Urban County Council	424
Non-Departmental	
Contract Debt	425
Contingency	426
Indirect Cost Allocation	427
Chief Administrative Officer (CAO)	
Government Communications	428
Planning, Preservation, and Development	
Engineering	429
Chief Information Officer (CIO)	
Computer Services	430
Law	
Law	431
Finance	
Finance Administration	432
Revenue	433
Central Purchasing	435

	Page
Environmental Quality and Public Works	
Environmental Quality and Public Works	436
Streets and Roads	439
Water Quality	442
Environmental Policy	449
Social Services	
Adult and Tenant Services	451
General Services	
Facilities and Fleet Management	452
Parks and Recreation	453
WATER QUALITY CONSTRUCTION FUND - 4052	
Summary of Revenue and Appropriations	454
Environmental Quality and Public Works	
Water Quality	455
LANDFILL FUND - 4121	
Summary of Revenue and Appropriations	458
Revenue Statement	459
Non-Departmental	
Contingency	460
Indirect Cost Allocation	461
Law	
Law	462
Finance	
Finance Administration	463
Revenue	464
Environmental Quality and Public Works	
Environmental Quality and Public Works	466
Waste Management	469
Environmental Policy	475

	Page
Social Services	
Adult and Tenant Services	476
General Services	
Facilities and Fleet Management	477
RIGHT-OF-WAY FUND - 4201	
Summary of Revenue and Appropriations	480
Revenue Statement	481
Non-Departmental	
Contingency	482
Planning, Preservation, and Development	
Engineering	483
EXTENDED SCHOOL PROGRAM FUND - 4202	
Summary of Revenue and Appropriations	486
Revenue Statement	487
Non-Departmental	
Contingency	488
Indirect Cost Allocation	489
General Services	
Parks and Recreation	490
PRISONERS' ACTIVITY FUND - 4203	
Summary of Revenue and Appropriations	494
Revenue Statement	495
Public Safety	
Community Corrections	496
ENHANCED 911 FUND - 4204	
Summary of Revenue and Appropriations	500
Revenue Statement	501
Non-Departmental	
Contingency	502

	Page
Chief Information Officer (CIO)	
Computer Services	503
Public Safety	
Enhanced 911/Emergency Management	504
General Services	
Facilities and Fleet Management	507
CENTRAL KENTUCKY 911 FUND - 4205	
Summary of Revenue and Appropriations	510
Revenue Statement	511
Public Safety	
Enhanced 911/Emergency Management	512
FIDUCIARY FUNDS	
PUBLIC LIBRARY CORPORATION FUND - 1181	
Summary of Revenue and Appropriations	514
Revenue Statement	515
Non-Departmental	
Contract Debt	516
Finance	
Finance Administration	517
CITY EMPLOYEES' PENSION FUND - 5002	
Summary of Revenue and Appropriations	518
Revenue Statement	519
Finance	
Finance Administration	520
POLICE AND FIRE RETIREMENT FUND - 5003	
Summary of Revenue and Appropriations	521
Revenue Statement	522
Finance	
Accounting	524

	Page
Public Safety	
Public Safety Administration	525
INTERNAL SERVICE FUNDS - INSURANCE FUNDS	
MEDICAL INSURANCE FUND - 6002	
Summary of Revenue and Appropriations	528
Revenue Statement	529
Chief Administrative Officer (CAO)	
Human Resources	530
PROPERTY AND CASUALTY CLAIMS FUND - 6021	
Summary of Revenue and Appropriations	532
Revenue Statement	533
Chief Administrative Officer (CAO)	
Risk Management	534
Law	
Law	535
CAPITAL IMPROVEMENTS PLAN (CIP)	
Capital Projects Summary	537
Approved Projects by Fund	538
Existing Bond Fund Reallocation	561

Mayor, Senior Staff and Commissioners

<i>Mayor</i>	<i>Jim Gray</i>
<i>Chief of Staff</i>	<i>Jamie Emmons</i>
<i>Chief Administrative Officer (CAO)</i>	<i>Sally Hamilton</i>
<i>Communications Director</i>	<i>Susan Straub</i>
<i>Chief Development Officer</i>	<i>Kevin Atkins</i>
<i>Chief Information Officer</i>	<i>Aldona Valicenti</i>
<i>Commissioner of Environmental Quality & Public Works</i>	<i>Charles Martin, Acting</i>
<i>Commissioner of Finance</i>	<i>Bill O'Mara</i>
<i>Commissioner of General Services</i>	<i>Geoff Reed</i>
<i>Commissioner of Law</i>	<i>Janet Graham</i>
<i>Commissioner of Planning, Preservation, and Development</i>	<i>Derek Paulsen</i>
<i>Commissioner of Public Safety</i>	<i>Clay Mason</i>
<i>Commissioner of Social Services</i>	<i>Beth Mills</i>

Economic Contingency Designation Information

The Economic Contingency Account (ECA) has the following characteristics:

Revenue Stabilization Concept:

Operates as a safety cushion against sharp downturns in the three major revenues that produce about 75% of the General Fund resources for each fiscal year.

Emergency Reserve Account Concept:

Available when a federal, state, or Fayette County-wide emergency has been declared.

Deposits to the Economic Contingency Account:

1. Goal is to accumulate 10% of the General Fund prior year's total revenue in the account.
2. Budgeted - \$50,000 per month deposit each budget year until goal achieved, except when a withdrawal is proposed.
3. Year-end - 25% of available fund balance moved to the ECA.

Withdrawals from the Economic Contingency Account:

1. Emergencies – amount needed to insure the health and safety of residents within Fayette County.
2. Revenue Stabilization Concept.

The Economic Contingency Designation was established by ordinance in 1996 with an initial deposit of \$4,000,000.

Interest income and deposits have brought the balance up to \$23.3 million as of June 30, 2013. Ten percent of the FY 2013 General Fund Revenues is \$30.1 million which means that LFUCG is at 77% of the goal established by this ordinance.

The Economic Contingency Designation Release calculation on the following page is in full compliance with Ordinance 78-2006.

Economic Contingency Designation Release Calculation

Fiscal Year Ending June 30, 2015

Account		FY 2011 Actual Revenues	FY 2012 Actual Revenues	FY 2013 Actual Revenues
40100	Licenses - Insurances	\$ 21,536,475	\$ 23,374,165	\$ 25,684,002
40010	Licenses - Employee Withholding	153,648,213	159,615,915	162,487,723
40040	Licenses - Business Returns (Net Profits)	30,209,107	29,839,407	31,936,132
		<u>\$ 205,393,795</u>	<u>\$ 212,829,487</u>	<u>\$ 220,107,857</u>
Average % Change between 3 Complete Fiscal Years (Calculated Percentage)				<u>3.6%</u>

		FY 2014	FY 2015
<u>Account</u>		<u>Projected Collections</u>	<u>Proposed Revenues</u>
40100	Licenses - Insurances	\$ 26,500,000	\$ 27,000,000
40010	Licenses - Employee Withholding	168,000,000	174,750,000
40040	Licenses - Business Returns	33,500,000	35,175,000
		<u>\$ 228,000,000</u>	<u>\$ 236,925,000</u>
% Change between Estimated and Proposed Revenues (Proposed Percentage)			3.9%

If the Proposed Percentage is LESS THAN the Calculated Percentage, a withdrawal may be proposed (Ordinance 78-2006, Section 3,(4)).

	Difference	Maximum Withdrawal (1/2)
Difference between Estimated and Proposed Amounts	<u>\$ (8,925,000)</u>	<u>-</u>
Amount Proposed for Inclusion in FY 2015 Mayor Proposed Budget		<u><u>\$ -</u></u>

General Services District Fund

The charter creating the government divided the county into geographical taxing districts. The General Services District covers the entire county and encompasses most of the basic services provided to residents (Police, Fire, Parks, Housing, etc.).

Summary of Revenue and Appropriations
FY 2015 Mayor's Proposed Budget
General Services District

	FY 2013 Adopted	FY 2014 Adopted	FY 2015 Proposed	\$ Change	% Change
Revenue					
Ad Valorem Taxes	\$ 20,663,000	\$ 21,251,000	\$ 21,594,500	\$ 343,500	1.6%
Licenses and Permits	243,370,924	250,373,160	262,796,780	12,423,620	5.0%
Services	21,580,614	21,906,320	24,418,660	2,512,340	11.5%
Fines and Forfeitures	175,300	167,000	214,000	47,000	28.1%
Intergovernmental	1,658,930	1,426,950	1,512,700	85,750	6.0%
Property Sales	-	20,000	90,000	70,000	350.0%
Investments	68,000	120,000	280,000	160,000	133.3%
Other Financing Sources	200,000	200,000	200,000	-	
Other Income	1,713,200	1,746,750	2,148,450	401,700	23.0%
Total Revenue	\$ 289,429,968	\$ 297,211,180	\$ 313,255,090	\$ 16,043,910	5.4%
Fund Balance, July 1	1,500,000	1,500,000	-	(1,500,000)	-100.0%
Total Funds Available	\$ 290,929,968	\$ 298,711,180	\$ 313,255,090	\$ 14,543,910	4.9%
Appropriations					
Operating Expenditures					
Personnel	\$ 186,666,370	\$ 191,398,070	\$ 200,683,490	\$ 9,285,420	4.9%
Partner Agencies	16,691,988	17,860,495	18,545,640	685,145	3.8%
Debt Service	33,580,650	33,848,720	33,407,290	(441,430)	-1.3%
Insurance	8,321,420	8,762,760	9,698,590	935,830	10.7%
Operating	41,075,403	42,402,090	46,355,300	3,953,210	9.3%
Transfers To\ (From) Other Funds	3,074,934	2,895,930	2,484,190	(411,740)	-14.2%
Total Operating	\$ 289,410,765	\$ 297,168,065	\$ 311,174,500	\$ 14,006,435	4.7%
Capital Expenditures					
CIP Capital	\$ 648,700	\$ 284,000	\$ 775,000	\$ 491,000	172.9%
Operating Capital	205,500	569,800	660,570	90,770	15.9%
Total Capital	\$ 854,200	\$ 853,800	\$ 1,435,570	\$ 581,770	68.1%
Total Appropriations	\$ 290,264,965	\$ 298,021,865	\$ 312,610,070	\$ 14,588,205	4.9%
Fund Balance, June 30	\$ 665,003	\$ 689,315	\$ 645,020	\$ (44,295)	-6%

REVENUE STATEMENT

Acct. Code	DESCRIPTION	FY 2011 Actual	FY 2012 Actual	FY 2013 Actual	FY 2014 Adopted	FY 2014 Amended	FY 2014 Year to Date Thru February	FY 2014 Revised Estimate	FY 2015 Estimate	FY 2015 Estimate versus FY 2014 Revised	
										\$	%
40810	Realty Taxes	17,619,943	17,821,795	17,911,311	18,305,000	18,274,000	17,789,632	18,274,000	18,657,000	383,000	2.1%
40840	Personalty Taxes	1,558,538	1,583,413	1,696,858	1,634,000	1,619,000	1,667,386	1,667,400	1,619,000	(48,400)	-2.9%
40900	PSC Taxes	866,560	670,811	873,670	782,000	737,000	533,314	737,000	737,000	0	0.0%
40930	Property Tax Discount	(351,357)	(343,113)	(342,389)	(339,000)	(338,000)	(350,190)	(338,000)	(354,000)	(16,000)	4.7%
40960	Property Tax Commission	(841,909)	(843,611)	(861,056)	(848,000)	(846,000)	(835,711)	(846,000)	(862,000)	(16,000)	1.9%
40990	Delinquent - Realty and Personal	168,369	234,519	231,173	53,000	53,000	220,806	220,800	53,000	(167,800)	-76.0%
41020	Motor Vehicle Ad Valorem Tax	1,697,174	1,518,928	1,706,695	1,645,000	1,659,000	1,020,444	1,659,000	1,709,000	50,000	3.0%
41050	County Clerk Com - Mtr Veh	(57,414)	(62,680)	(58,732)	(66,000)	(66,000)	(37,195)	(66,000)	(68,000)	(2,000)	3.0%
41080	Tobacco Taxes - Current	0	0	0	0	0	0	0	0	0	0.0%
41110	Supplementary Tax Bills	21,429	11,682	453	8,000	8,000	3,313	8,000	3,500	(4,500)	-56.3%
41140	Omitted Tax	311,512	288,607	210,343	77,000	77,000	110,450	110,500	100,000	(10,500)	-9.5%
Total Ad Valorem		20,992,845	20,880,351	21,368,325	21,251,000	21,177,000	20,122,249	21,426,700	21,594,500	167,800	0.8%
40010	Employee Withholdings	153,648,213	159,615,915	162,487,723	166,250,000	166,250,000	112,802,708	168,000,000	174,750,000	6,750,000	4.0%
40040	Business Returns	30,209,107	29,839,407	31,936,132	33,375,000	33,375,000	11,443,971	33,500,000	35,175,000	1,675,000	5.0%
40070	Individual Returns	613	178	0	0	0	1,658	0	0	0	0.0%
40100	Insurance	21,536,475	23,374,165	25,684,002	26,500,000	26,500,000	19,786,644	26,500,000	27,000,000	500,000	1.9%
40130	Bond Deposits	(16,368)	4,000	30,500	2,000	2,000	(900)	2,000	3,000	1,000	50.0%
40160	Regulated License Fee	886,433	957,845	909,630	853,300	853,300	810,982	853,300	800,780	(52,520)	-6.2%
40190	Franchise Fee	18,135,392	16,788,691	17,876,171	20,225,000	20,225,000	13,352,400	21,000,000	21,500,000	500,000	2.4%
40220	Bank Franchise Fee	1,329,718	1,328,072	1,350,665	1,337,160	1,337,160	1,384,978	1,385,000	1,400,000	15,000	1.1%
40250	Vehicle License	186,835	220,768	199,594	220,000	220,000	0	200,000	200,000	0	0.0%
40310	Deed Tax Fee	981,399	1,164,010	1,205,622	1,100,000	1,100,000	1,173,418	1,400,000	1,400,000	0	0.0%
40340	Contractor Registration Fee	351,735	417,541	410,296	310,000	310,000	291,347	360,000	360,000	0	0.0%
40350	Certificates of Occupancy	16,845	10,295	10,870	10,000	10,000	5,865	10,000	10,000	0	0.0%
40370	Filing Fee - Planning and Zoning	118,450	104,517	130,526	126,700	126,700	74,066	125,000	125,000	0	0.0%
40400	Animal License	46,950	46,018	44,832	40,000	40,000	23,777	40,000	45,000	5,000	12.5%
40430	Hotel - Motel License Fee	54,939	26,623	28,070	24,000	24,000	19,062	24,000	28,000	4,000	16.7%
Total License and Permits		227,486,734	233,898,045	242,304,633	250,373,160	250,373,160	161,169,977	253,399,300	262,796,780	9,397,480	3.7%
41510	Detention Work Release Fees	65,933	59,567	43,984	50,000	50,000	29,840	50,000	50,000	0	0.0%
41540	Detention Center Bed Fees	4,943,179	5,288,200	5,808,845	4,500,000	4,500,000	4,420,854	5,711,500	5,711,450	(50)	0.0%
41570	Detention Center Prisoner Fees	608,610	402,496	373,927	264,000	264,000	175,441	264,000	264,000	0	0.0%
41600	Detention Center Medical Reimb	305,758	424,455	683,083	300,000	300,000	349,455	381,725	170,000	(211,725)	-55.5%
41630	Detention Center Other	651,773	806,151	699,304	770,000	770,000	881,215	881,500	965,000	83,500	9.5%
41910	Building Permits	898,171	1,175,531	1,050,461	1,008,130	1,008,130	801,666	1,111,050	1,211,050	100,000	9.0%
41940	Park Land Acquisition	204,296	334,882	226,321	170,000	170,000	157,655	185,000	185,000	0	0.0%
41970	EMS Fees	6,457,087	6,991,079	6,749,362	7,000,000	7,000,000	4,272,902	6,457,230	6,500,000	42,770	0.7%
42000	EMS Mileage	0	0	0	0	0	0	0	0	0	0.0%
42030	Golf Course Collections	2,705,046	2,942,975	2,713,755	3,262,220	3,262,220	1,432,480	2,730,530	2,815,380	84,850	3.1%
42060	Parks and Recreation Programs	1,088,113	1,075,475	1,045,811	1,074,550	1,074,550	373,640	1,013,970	1,152,080	138,110	13.6%
42090	ESP Fees	0	(850)	(13)	0	0	0	0	0	0	0.0%
42120	District Court Jail Fees	712,066	630,387	592,635	200,000	200,000	180,630	400,000	400,000	0	0.0%
42150	Ground Leases	51,584	4,160	0	0	0	0	0	0	0	0.0%
42181	Rent Or Lease Income	519,313	545,462	642,446	711,120	711,120	479,249	706,500	683,100	(23,400)	-3.3%
42210	Animal Shelter Collections	20,575	16,525	18,475	16,000	16,000	10,750	16,000	18,000	2,000	12.5%
42240	Accident Report Sales	4,697	43,174	85,481	90,000	90,000	75,455	90,000	90,000	0	0.0%
42270	Developer Landscape Fees	9,780	4,680	1,950	5,500	5,500	4,370	5,500	5,500	0	0.0%
42300	Administrative Collection Fees	13,520	15,672	12,652	16,000	16,000	9,451	15,000	16,000	1,000	6.7%
42330	Computer Services Fees	10,958	34,391	7,127	0	0	2,855	0	0	0	0.0%
42360	Domestic Relations Collection	5,911	4,133	2,429	3,800	3,800	992	2,000	2,100	100	5.0%
42390	Adult Probation Fees	142,032	95,969	84,788	65,000	65,000	58,520	80,000	80,000	0	0.0%
42420	Lexington Store	24	0	0	0	0	0	0	0	0	0.0%
42900	Excess Fees And Collections	4,619,239	2,968,135	3,359,336	2,400,000	2,400,000	1,708,975	2,700,000	4,100,000	1,400,000	51.9%

REVENUE STATEMENT

Acct. Code	DESCRIPTION	FY 2011 Actual	FY 2012 Actual	FY 2013 Actual	FY 2014 Adopted	FY 2014 Amended	FY 2014 Year to Date Thru February	FY 2014 Revised Estimate	FY 2015 Estimate	FY 2015 Estimate versus FY 2014 Revised	
										\$	%
43210	Parking - Monthly Rental	21,540	7,970	0	0	0	0	0	0	0	0.0%
43240	Parking - Transient Rental	110	3,632	0	0	0	0	0	0	0	0.0%
43300	Parking - Event	0	236	0	0	0	0	0	0	0	0.0%
43330	Parking - Validations	0	0	0	0	0	0	0	0	0	0.0%
43360	Parking - Jurors	0	0	0	0	0	0	0	0	0	0.0%
43390	Parking - Meter Collections	15,701	4,145	0	0	0	0	0	0	0	0.0%
Total Services		24,075,017	23,878,634	24,202,159	21,906,320	21,906,320	15,426,395	22,801,505	24,418,660	1,617,155	7.1%
43710	Fines And Forfeitures	185,108	148,026	291,942	150,000	150,000	182,425	210,000	200,000	(10,000)	-4.8%
43740	ABC Fines	30,385	21,975	17,475	17,000	17,000	5,900	12,150	14,000	1,850	15.2%
Total Fines		215,493	170,001	309,417	167,000	167,000	188,325	222,150	214,000	(8,150)	-3.7%
44010	Intergovernmental - Federal	1,195,585	1,174,011	1,170,776	992,500	992,500	985,864	992,500	1,021,050	28,550	2.9%
44040	Intergovernmental - State/Oth	575,127	492,691	481,516	434,450	434,450	238,374	380,200	491,650	111,450	29.3%
44130	Citation Fees - State	988	850	510	0	0	752	0	0	0	0.0%
Total Intergovernmental		1,771,699	1,667,553	1,652,802	1,426,950	1,426,950	1,224,990	1,372,700	1,512,700	140,000	10.2%
44810	Sales Of Real Property	1,770,033	63,485	0	0	0	29,000	0	0	0	0.0%
44840	Sales Of Surplus Equipment	215,285	88,709	137,719	20,000	20,000	10,409	20,000	90,000	70,000	350.0%
44850	Gain on Property Sale	0	0	0	0	0	0	0	0	0	0.0%
Total Property Sales		1,985,318	152,194	137,719	20,000	20,000	39,409	20,000	90,000	70,000	350.0%
45111	Interest	94,681	171,762	80,068	0	0	52,239	60,000	60,000	0	0.0%
45141	Interest - Restricted Funds	6,894	0	0	0	0	0	0	0	0	0.0%
45144	Interest - Restricted, Eco Con	4,810	46,005	152,827	120,000	120,000	114,294	220,000	220,000	0	0.0%
45201	Gain/Loss On Security Transact	15,600	0	0	0	0	0	0	0	0	0.0%
45231	Adjustment Cost To Market	(125,384)	172,825	(789,678)	0	0	(82,607)	0	0	0	0.0%
Total Investment Income		(3,399)	390,592	(556,782)	120,000	120,000	83,926	280,000	280,000	0	0.0%
45610	Debt Proceeds	0	0	0	0	0	0	0	0	0	0.0%
45911	Transfer From General Service	0	97,168	0	0	0	0	0	0	0	0.0%
45912	Transfer From Family Care	625	0	0	0	0	0	0	0	0	0.0%
45913	Transfer From Full Urban	101,990	0	0	0	0	0	0	0	0	0.0%
45916	Transfer From Sanitary Sewer	76,500	0	0	0	0	0	0	0	0	0.0%
45917	Transfer From Landfill	200,000	200,000	200,000	200,000	200,000	100,000	200,000	200,000	0	0.0%
45925	Transfer From Other Funds	86,900	11,671,469	0	0	0	0	0	0	0	0.0%
Total Other Financing Sources		466,015	11,968,636	200,000	200,000	200,000	100,000	200,000	200,000	0	0.0%
46510	Contributions	1,330,340	27,017	102,587	0	6,548	29,655	0	0	0	0.0%
46520	Owner Contribution	(1)	0	0	0	0	0	0	0	0	0.0%
46540	Loan Income	0	0	24,084	0	0	18,063	18,060	0	(18,060)	-100.0%
46550	Assistance Repayment	50,395	23,721	1,180	0	0	80,463	0	0	0	0.0%
46600	Penalties And Interest	1,236,536	1,362,006	1,323,221	1,385,000	1,385,000	1,222,088	1,596,000	1,632,000	36,000	2.3%
46630	School Board Tax Fee	10,000	12,000	12,000	15,000	15,000	9,500	15,000	15,000	0	0.0%
46660	Tourist Commission Fee	2,735	0	173	0	0	316	0	0	0	0.0%
46690	Payment in Lieu of Taxes	(50)	48,692	0	0	0	30,269	30,370	30,000	(370)	-1.2%
46720	Miscellaneous	746,642	587,409	810,015	346,750	412,833	413,854	415,000	471,450	56,450	13.6%
46750	Grant Revenue - Other	0	0	8,125	0	0	0	0	0	0	0.0%
49999	Revenue - Other	0	0	0	0	0	0	0	0	0	0.0%
Total Other Income		3,376,596	2,060,845	2,281,385	1,746,750	1,819,381	1,804,208	2,074,430	2,148,450	74,020	3.6%
Grand Total Revenue		280,366,319	295,066,852	291,899,658	297,211,180	297,209,811	200,159,478	301,796,785	313,255,090	11,458,305	3.8%



4/2/2014

Operating Budget By Fund and Division

Current Budget Year

Continuation

New or Expanded Service

	1 2013 Actual	2 2014 Original	3 2014 YTD Actual	4 2015 Request	5 2015 Mayor's	6 2015 Council	7 2015 Request	8 2015 Mayor's	9 2015 Council
Fund 1101 GENERAL SERVICES DISTRICT			Department 111001	Circuit Judges					
Adopted Budget Control Levels									
Personnel	324,770	336,650	215,890	335,970	335,970				
Operating	3,200								
Transfers									
Capital									
Total	327,970	336,650	215,890	335,970	335,970				

Budget Detail (Information Only)

Fund 1101 GENERAL SERVICES DISTRICT	Department	111001	Circuit Judges	Section 0001	Unallocated Subsection
Account					
63121 Non-Civil Service Salaries	175,640	175,600	117,140	177,300	177,300
63122 Appointed Officials	59,390	59,400	39,610	59,900	59,900
63511 Pension Contributions	42,860	44,400	27,360	41,900	41,900
63612 Health Insurance	2,080		1,530		
63615 Life/Health/Dental/Vision	28,220	38,600	18,930	38,200	38,200
63621 FICA	13,190	14,600	8,900	14,700	14,700
63622 Unemployment Insurance	410	650	440	570	570
63624 Medicare Expense	2,980	3,400	1,980	3,400	3,400
71299 Prof Svc - Other	3,200				
Section 0001 Total	327,970	336,650	215,890	335,970	335,970
Department 111001 Total	327,970	336,650	215,890	335,970	335,970



4/2/2014

Operating Budget By Fund and Division

Current Budget Year

Continuation

New or Expanded Service

	1 2013 Actual	2 2014 Original	3 2014 YTD Actual	4 2015 Request	5 2015 Mayor's	6 2015 Council	7 2015 Request	8 2015 Mayor's	9 2015 Council
Fund 1101 GENERAL SERVICES DISTRICT			Department	112001	County Clerk				
Adopted Budget Control Levels									
Personnel									
Operating	224,960	261,000	108,910	327,280	327,280				
Transfers									
Capital									
Total	224,960	261,000	108,910	327,280	327,280				


Budget Detail (Information Only)

Fund 1101 GENERAL SERVICES DISTRICT	Department	112001	County Clerk	Section	0001	Unallocated Subsection
Account						
71299 Prof Svc - Other	700	6,000	-100	6,000	6,000	
72101 Electric	25,920	39,640	15,680	26,400	26,400	
72102 Gas	9,650	15,230	7,880	11,700	11,700	
72103 Water	3,600	5,400	2,760	4,740	4,740	
72104 Sewer User Fee	2,340	3,740	1,630	2,560	2,560	
72105 Landfill User Fee	480	550	400	630	630	
72107 Water Quality Management I	1,030	1,340	730	1,150	1,150	
75101 Operating Supplies and Expi	24,030	38,700	15,220	38,700	38,700	
76101 Repairs and Maintenance	1,080	15,000	6,080	15,000	15,000	
Section 0001 Total	68,830	125,600	50,280	106,880	106,880	
Department 112001 Total	68,830	125,600	50,280	106,880	106,880	



4/2/2014

Operating Budget By Fund and Division



		Current Budget Year			Continuation	New or Expanded Service				
		1	2	3	4	5	6	7	8	9
		2013	2014	2014 YTD	2015	2015	2015	2015	2015	2015
		Actual	Original	Actual	Request	Mayor's	Council	Request	Mayor's	Council
Fund 1101	GENERAL SERVICES DISTRICT		Department	112002	Elections - County Court Clerk		Section	0001	Unallocated Subsection	
Account										
71201	Prof Svc - Legal	11,300		4,630						
71299	Prof Svc - Other		15,000		30,000	30,000				
71302	Rent/Lease - Buildings	21,300	26,400	14,330	26,400	26,400				
75101	Operating Supplies and Expi	111,300	80,000	39,670	150,000	150,000				
76101	Repairs and Maintenance	12,230	14,000		14,000	14,000				
Section 0001 Total		156,130	135,400	58,630	220,400	220,400				
Department 112002 Total		156,130	135,400	58,630	220,400	220,400				



4/2/2014

Operating Budget By Fund and Division

Current Budget Year

Continuation

New or Expanded Service

	1 2013 Actual	2 2014 Original	3 2014 YTD Actual	4 2015 Request	5 2015 Mayor's	6 2015 Council	7 2015 Request	8 2015 Mayor's	9 2015 Council
Fund 1101 GENERAL SERVICES DISTRICT			Department	112003	Elections - Board Of Elections				
Adopted Budget Control Levels									
Personnel	388,070	412,770	151,450	744,690	744,690				
Operating	42,220	54,280	14,570	86,700	86,700				
Transfers									
Capital									
Total	430,290	467,050	166,020	831,390	831,390				

Budget Detail (Information Only)

Fund 1101 GENERAL SERVICES DISTRICT	Department	112003	Elections - Board Of Elections	Section 0001	Unallocated Subsection
Account					
63121 Non-Civil Service Salaries	37,410	37,400	25,060	37,800	37,800
63152 Overtime-CERS	3,130	3,700	830	5,000	5,000
63311 Temporary		327,500		633,000	633,000
63313 Part Time - Non-CERS	312,290		107,810		
63411 Longevity	390	370	260	370	370
63511 Pension Contributions	7,470	7,800	4,570	7,600	7,600
63612 Health Insurance	520		380		
63615 Life/Health/Dental/Vision	4,490	7,700	3,030	7,600	7,600
63621 FICA	17,570	22,900	7,430	41,900	41,900
63622 Unemployment Insurance	570	100	370	1,620	1,620
63624 Medicare Expense	4,230	5,300	1,710	9,800	9,800
71302 Rent/Lease - Buildings	3,220	6,200	300	11,400	11,400
72202 Landline Phones	2,360	3,080	1,630	2,750	2,750
74201 Business Travel	4,380	5,000	30	8,850	8,850
75101 Operating Supplies and Exp	32,260	40,000	12,610	63,700	63,700
Section 0001 Total	430,290	467,050	166,020	831,390	831,390
Department 112003 Total	430,290	467,050	166,020	831,390	831,390



4/2/2014

Operating Budget By Fund and Division

Current Budget Year

Continuation

New or Expanded Service

	1 2013 Actual	2 2014 Original	3 2014 YTD Actual	4 2015 Request	5 2015 Mayor's	6 2015 Council	7 2015 Request	8 2015 Mayor's	9 2015 Council
Fund 1101 GENERAL SERVICES DISTRICT			Department	112006	Commonwealth Attorney				
Adopted Budget Control Levels									
Personnel									
Operating	129,650	156,510	88,030	275,200	202,040				
Transfers									
Capital									
Total	129,650	156,510	88,030	275,200	202,040				

Budget Detail (Information Only)

Fund 1101 GENERAL SERVICES DISTRICT	Department	112006	Commonwealth Attorney	Section	0001	Unallocated Subsection
Account						
71201 Prof Svc - Legal	69,340	108,990	54,870	226,330	153,170	
71207 Prof Svc - Outside Labor	11,170					
71208 Prof Svc - Information Servic	13,160	10,000	1,630	10,000	10,000	
71301 Rent/Lease - Land	25,020					
71302 Rent/Lease - Buildings		24,040	24,040	24,040	24,040	
72101 Electric	2,720	4,780	3,310	4,780	4,780	
75101 Operating Supplies and Exp	7,670	8,700	4,180	10,050	10,050	
76101 Repairs and Maintenance	570					
Section 0001 Total	129,650	156,510	88,030	275,200	202,040	
Department 112006 Total	129,650	156,510	88,030	275,200	202,040	



4/2/2014

Operating Budget By Fund and Division

		Current Budget Year			Continuation	New or Expanded Service				
		1 2013 Actual	2 2014 Original	3 2014 YTD Actual	4 2015 Request	5 2015 Mayor's	6 2015 Council	7 2015 Request	8 2015 Mayor's	9 2015 Council
Fund 1101	GENERAL SERVICES DISTRICT			Department	112007	County Judge Executive				
Adopted Budget Control Levels										
Personnel		12,830	19,400	8,380		19,200	19,200			
Operating			1,550			1,550	1,550			
Transfers										
Capital										
Total		12,830	20,950	8,380		20,750	20,750			

Budget Detail (Information Only)

Fund 1101 GENERAL SERVICES DISTRICT		Department	112007	County Judge Executive		Section	0001	Unallocated Subsection
Account								
63211	Elected Officials	8,980	9,100	5,870	9,000	9,000		
63511	Pension Contributions	1,640	1,700	1,020	1,600	1,600		
63612	Health Insurance	520		380				
63615	Life/Health/Dental/Vision	1,080	7,900	710	7,900	7,900		
63621	FICA	500	600	330	600	600		
63624	Medicare Expense	110	100	70	100	100		
71201	Prof Svc - Legal		150		150	150		
72202	Landline Phones		700		700	700		
75101	Operating Supplies and Exp		700		700	700		
	Section 0001 Total	12,830	20,950	8,380	20,750	20,750		
	Department 112007 Total	12,830	20,950	8,380	20,750	20,750		



4/2/2014

Operating Budget By Fund and Division

Current Budget Year

Continuation

New or Expanded Service

	1 2013 Actual	2 2014 Original	3 2014 YTD Actual	4 2015 Request	5 2015 Mayor's	6 2015 Council	7 2015 Request	8 2015 Mayor's	9 2015 Council
Fund 1101 GENERAL SERVICES DISTRICT			Department 112008	County Attorney					
Adopted Budget Control Levels									
Personnel									
Operating	801,310	851,310	554,910	1,246,660	851,310				
Transfers									
Capital									
Total	801,310	851,310	554,910	1,246,660	851,310				

Budget Detail (Information Only)

Fund 1101 GENERAL SERVICES DISTRICT	Department	112008	County Attorney	Section 0001	Unallocated Subsection
Account					
71299 Prof Svc - Other	636,220	669,260	446,040	935,260	669,260
71302 Rent/Lease - Buildings	139,590	178,000	98,140	253,350	178,000
71399 Rent/Lease - Other	21,450		10,730		
75101 Operating Supplies and Exp	4,050	4,050		58,050	4,050
Section 0001 Total	801,310	851,310	554,910	1,246,660	851,310
Department 112008 Total	801,310	851,310	554,910	1,246,660	851,310



4/2/2014

Operating Budget By Fund and Division

Current Budget Year

Continuation

New or Expanded Service

	1 2013 Actual	2 2014 Original	3 2014 YTD Actual	4 2015 Request	5 2015 Mayor's	6 2015 Council	7 2015 Request	8 2015 Mayor's	9 2015 Council
Fund 1101 GENERAL SERVICES DISTRICT			Department	112009	Coroner				
Adopted Budget Control Levels									
Personnel	560,180	621,140	405,020	649,430	649,430		42,070		
Operating	145,130	273,420	159,770	305,750	289,450				
Transfers									
Capital				30,000	30,000				
Total	705,310	894,560	564,790	985,180	968,880		42,070		

Budget Detail (Information Only)

Fund 1101 GENERAL SERVICES DISTRICT	Department	112009	Coroner		Section	0001	Unallocated Subsection
Account							
63121 Non-Civil Service Salaries			21,900				
63122 Appointed Officials	291,770	328,800	185,210	324,000		324,000	28,800
63152 Overtime-CERS	41,090	21,500	35,230	54,000		54,000	
63211 Elected Officials	68,760	70,500	45,500	71,700		71,700	
63413 Sick Leave	9,630	9,800	9,820	10,000		10,000	
63416 Lump Sum Termination Pay			3,070				
63511 Pension Contributions	73,230	79,400	50,270	79,500		79,500	5,100
63612 Health Insurance	4,160		2,670				
63615 Life/Health/Dental/Vision	43,370	77,300	30,510	74,100		74,100	5,900
63621 FICA	22,510	26,700	16,480	28,500		28,500	1,800
63622 Unemployment Insurance	580	940	690	930		930	70
63624 Medicare Expense	5,080	6,200	3,670	6,700		6,700	400
71251 Professional Services - Insur		28,000	18,580	28,000		28,000	
71299 Prof Svc - Other	19,760	25,540	13,240	25,540		25,540	
71303 Rent/Lease - Equipment	1,360	2,050	1,340	2,050		2,050	
72101 Electric	17,530	19,360	13,230	19,360		19,360	
72102 Gas	4,910	6,950	3,120	5,100		5,100	
72103 Water	1,250	1,350	1,010	1,570		1,570	
72104 Sewer User Fee	470	450	300	500		500	
72105 Landfill User Fee	220	230	140	230		230	
72107 Water Quality Management I	160	180	110	180		180	
72202 Landline Phones	1,160	1,350	920	2,600		1,300	
72203 Cell Phones	6,930	8,460	4,170	8,460		8,460	
73101 Property and Casualty Exces	34,380	3,040	5,960	1,590		1,590	
73102 Property and Casualty Self I				11,110		11,110	
74101 Required Certification/Traini	400	3,200	930	3,200		3,200	
74102 Conferences and Other Trai		10,000	3,940	25,000		15,000	
75101 Operating Supplies and Exp	16,390	16,200	9,200	16,200		16,200	
75601 Clothing/Equipment - Other	5,560	8,000	4,810	10,000		10,000	
75801 Equipment Under \$5000	6,460	7,300	6,060	9,800		9,800	
76101 Repairs and Maintenance	2,560	4,000	3,490	6,500		6,500	
76201 Vehicle and Equipment Fuel	16,310	19,780	9,460	16,000		16,000	
76331 Vehicle Repairs and Mainte	8,840	11,720	6,640	11,500		11,500	
77801 Dues	300	700	640	700		700	
77802 Subscriptions and Publicatio	180	560	180	560		560	



4/2/2014

Operating Budget By Fund and Division

		Current Budget Year				Continuation		New or Expanded Service		
		1	2	3	4	5	6	7	8	9
		2013	2014	2014 YTD	2015	2015	2015	2015	2015	2015
		Actual	Original	Actual	Request	Mayor's	Council	Request	Mayor's	Council
78102	Assistance-Burials/Crematio		95,000	52,300	100,000	95,000				
95601	Radio Equipment				30,000	30,000				
	Section 0001 Total	705,310	894,560	564,790	985,180	968,880		42,070		
	Department 112009 Total	705,310	894,560	564,790	985,180	968,880		42,070		



4/2/2014

Operating Budget By Fund and Division

Current Budget Year

Continuation

New or Expanded Service

		1	2	3	4	5	6	7	8	9
		2013	2014	2014 YTD	2015	2015	2015	2015	2015	2015
		Actual	Original	Actual	Request	Mayor's	Council	Request	Mayor's	Council
Fund 1101	GENERAL SERVICES DISTRICT			Department	112011	Property Valuation Admin				
Adopted Budget Control Levels										
Personnel										
Operating		335,400	335,400	256,880	375,500	335,400				
Transfers										
Capital			7,100							
Total		335,400	342,500	256,880	375,500	335,400				
Budget Detail (Information Only)										
Fund 1101	GENERAL SERVICES DISTRICT		Department	112011	Property Valuation Admin		Section	0001	Unallocated	Subsection
Account										
71299	Prof Svc - Other	335,400	335,400	256,880	375,500	335,400				
96208	Servers		7,100							
	Section 0001 Total	335,400	342,500	256,880	375,500	335,400				
	Department 112011 Total	335,400	342,500	256,880	375,500	335,400				



4/2/2014

Operating Budget By Fund and Division

		Current Budget Year			Continuation		New or Expanded Service			
		1	2	3	4	5	6	7	8	9
		2013	2014	2014 YTD	2015	2015	2015	2015	2015	2015
		Actual	Original	Actual	Request	Mayor's	Council	Request	Mayor's	Council
Fund 1101	GENERAL SERVICES DISTRICT			Department	121000	Council Office				
Adopted Budget Control Levels										
Personnel		2,045,310	2,259,060	1,315,090	2,300,490	2,300,490				
Operating		370,120	467,780	93,750	433,010	433,010				
Transfers										
Capital		14,920	17,000	12,890	18,500	18,500				
Total		2,430,350	2,743,840	1,421,730	2,752,000	2,752,000				
Budget Detail (Information Only)										
Fund 1101	GENERAL SERVICES DISTRICT		Department	121001	Council Office Administration		Section	0001	Unallocated Subsection	
Account										
63121	Non-Civil Service Salaries	1,024,120	1,062,500	653,340	1,137,200	1,137,200				
63211	Elected Officials	428,900	464,400	299,510	472,300	472,300				
63313	Part Time - Non-CERS		47,330							
63411	Longevity	420	440	290	450	450				
63413	Sick Leave	4,220	4,300	4,300	4,400	4,400				
63416	Lump Sum Termination Pay	16,280		270						
63417	Sick Pay Service Credit	8,820								
63511	Pension Contributions	275,090	288,500	166,400	284,500	284,500				
63612	Health Insurance	9,350		8,020						
63615	Life/Health/Dental/Vision	174,560	267,500	115,030	275,400	275,400				
63621	FICA	83,000	98,110	54,060	100,100	100,100				
63622	Unemployment Insurance	1,840	3,050	1,830	2,740	2,740				
63624	Medicare Expense	18,710	22,930	12,040	23,400	23,400				
71201	Prof Svc - Legal		25,000		25,000	25,000				
71207	Prof Svc - Outside Labor		11,500	3,630	11,500	11,500				
71299	Prof Svc - Other	26,250	40,000	5,510	40,000	40,000				
73101	Property and Casualty Exces	4,260	13,660	6,070	11,280	11,280				
73102	Property and Casualty Self Li	103,220	110,670	1,280	78,620	78,620				
74102	Conferences and Other Trai	100	500	2,130						
75101	Operating Supplies and Expi	24,210	7,500	2,410	7,755	7,755				
75102	Food And Household Items	1,950	4,600	680	4,750	4,750				
75103	Software - Operating	910								
75801	Equipment Under \$5000	760	2,000	1,800	2,000	2,000				
76101	Repairs and Maintenance		500							
77801	Dues		1,000	590	1,250	1,250				
77802	Subscriptions and Publicatio	600	5,000	1,200	5,000	5,000				
95101	Copy Machine Lease Purcha	14,920	17,000	12,890	18,500	18,500				
Section 0001 Total		2,222,490	2,497,990	1,353,280	2,506,145	2,506,145				
Department 121001 Total		2,222,490	2,497,990	1,353,280	2,506,145	2,506,145				



4/2/2014


Operating Budget By Fund and Division

		Current Budget Year				Continuation	New or Expanded Service		
		1	2	3	4	5	6	7	8
		2013	2014	2014 YTD	2015	2015	2015	2015	2015
		Actual	Original	Actual	Request	Mayor's	Council	Request	Mayor's
Fund	Account		Department	121002	Council Districts		Section	1001	District 1
1101	GENERAL SERVICES DISTRICT								
71214	Prof Svc - Neighborhood De	10,950	10,000	7,040	10,000	10,000			
74101	Required Certification/Traini			120					
74102	Conferences and Other Trai	400	2,500		2,500	2,500			
74201	Business Travel	300	300	540	300	300			
75101	Operating Supplies and Expi	3,940	2,750	2,750	2,750	2,750			
75102	Food And Household Items		340		340	340			
75801	Equipment Under \$5000	400	500	190	500	500			
	Section 1001 Total	15,990	16,390	10,640	16,390	16,390			
1101	GENERAL SERVICES DISTRICT		Department	121002	Council Districts		Section	1002	District 2
71214	Prof Svc - Neighborhood De	7,740	10,000	2,630	5,000	5,000			
74102	Conferences and Other Trai		2,500	1,200	1,250	1,250			
74201	Business Travel	200	300	150	150	150			
75101	Operating Supplies and Expi	1,500	2,750	370	1,375	1,375			
75102	Food And Household Items	20	340		170	170			
75801	Equipment Under \$5000	880	500		250	250			
	Section 1002 Total	10,340	16,390	4,350	8,195	8,195			
1101	GENERAL SERVICES DISTRICT		Department	121002	Council Districts		Section	1003	District 3
71214	Prof Svc - Neighborhood De	10,760	10,000	1,830	5,000	5,000			
71299	Prof Svc - Other	90							
74102	Conferences and Other Trai	2,100	2,500	40	1,250	1,250			
74201	Business Travel	170	300	40	150	150			
75101	Operating Supplies and Expi	2,320	2,750	280	1,375	1,375			
75102	Food And Household Items		340		170	170			
75801	Equipment Under \$5000		500		250	250			
	Section 1003 Total	15,440	16,390	2,190	8,195	8,195			
1101	GENERAL SERVICES DISTRICT		Department	121002	Council Districts		Section	1004	District 4
71214	Prof Svc - Neighborhood De	15,250	10,000	4,550	5,000	5,000			
74102	Conferences and Other Trai		2,500		1,250	1,250			
74201	Business Travel	90	300	120	150	150			
75101	Operating Supplies and Expi		2,750	170	1,375	1,375			
75102	Food And Household Items		340		170	170			
75801	Equipment Under \$5000		500		250	250			
	Section 1004 Total	15,340	16,390	4,840	8,195	8,195			
1101	GENERAL SERVICES DISTRICT		Department	121002	Council Districts		Section	1005	District 5
71214	Prof Svc - Neighborhood De	10,700	10,000	350	10,000	10,000			
74102	Conferences and Other Trai		2,500	40	2,500	2,500			
74201	Business Travel	320	300	150	300	300			
75101	Operating Supplies and Expi	2,920	2,750	490	2,750	2,750			



4/2/2014

Operating Budget By Fund and Division

		Current Budget Year			Continuation	New or Expanded Service				
		1	2	3	4	5	6	7	8	9
		2013	2014	2014 YTD	2015	2015	2015	2015	2015	2015
		Actual	Original	Actual	Request	Mayor's	Council	Request	Mayor's	Council
75102	Food And Household Items		340		340	340				
75801	Equipment Under \$5000	500	500	900	500	500				
Section 1005 Total		14,440	16,390	1,930	16,390	16,390				
Fund 1101	GENERAL SERVICES DISTRICT		Department	121002	Council Districts		Section	1006	District 6	
Account										
71214	Prof Svc - Neighborhood De	8,380	10,000	2,740	5,000	5,000				
75101	Operating Supplies and Expi	1,190	6,390	360	3,195	3,195				
Section 1006 Total		9,570	16,390	3,100	8,195	8,195				
Fund 1101	GENERAL SERVICES DISTRICT		Department	121002	Council Districts		Section	1007	District 7	
Account										
71214	Prof Svc - Neighborhood De	12,830	10,000	4,000	5,000	5,000				
74102	Conferences and Other Trai		2,500	40	1,250	1,250				
74201	Business Travel	220	300	150	150	150				
75101	Operating Supplies and Expi	80	2,750	170	1,375	1,375				
75102	Food And Household Items		340		170	170				
75801	Equipment Under \$5000		500		250	250				
Section 1007 Total		13,130	16,390	4,360	8,195	8,195				
Fund 1101	GENERAL SERVICES DISTRICT		Department	121002	Council Districts		Section	1008	District 8	
Account										
71214	Prof Svc - Neighborhood De	10,120	10,000	2,810	5,000	5,000				
74102	Conferences and Other Trai	2,160	2,500	40	1,250	1,250				
74201	Business Travel	270	300	40	150	150				
75101	Operating Supplies and Expi	3,650	2,750	1,090	1,375	1,375				
75102	Food And Household Items		340		170	170				
75801	Equipment Under \$5000		500	1,200	250	250				
Section 1008 Total		16,200	16,390	5,180	8,195	8,195				
Fund 1101	GENERAL SERVICES DISTRICT		Department	121002	Council Districts		Section	1009	District 9	
Account										
71214	Prof Svc - Neighborhood De	12,750	10,000	3,530	5,000	5,000				
71299	Prof Svc - Other	130								
74102	Conferences and Other Trai		2,500	40	1,250	1,250				
74201	Business Travel	220	300	120	150	150				
75101	Operating Supplies and Expi	3,580	2,750	1,000	1,375	1,375				
75102	Food And Household Items		340		170	170				
75103	Software - Operating			270						
75801	Equipment Under \$5000		500		250	250				
Section 1009 Total		16,680	16,390	4,960	8,195	8,195				
Fund 1101	GENERAL SERVICES DISTRICT		Department	121002	Council Districts		Section	1010	District 10	
Account										
71214	Prof Svc - Neighborhood De	11,930	10,000	3,420	5,000	5,000				
74102	Conferences and Other Trai	1,230	2,000	40	1,250	1,250				
74201	Business Travel	1,060	2,000	120	570	570				
75101	Operating Supplies and Expi	320	2,390	30	1,375	1,375				



4/2/2014

Operating Budget By Fund and Division

Current Budget Year

Continuation

New or Expanded Service

		1	2	3	4	5	6	7	8	9
		2013	2014	2014 YTD	2015	2015	2015	2015	2015	2015
		Actual	Original	Actual	Request	Mayor's	Council	Request	Mayor's	Council
Section 1010	Total	14,540	16,390	3,610	8,195	8,195				
Fund 1101	GENERAL SERVICES DISTRICT		Department	121002	Council Districts		Section 1011	District 11		
Account										
71214	Prof Svc - Neighborhood De	14,930	10,000	5,300	10,000	10,000				
74102	Conferences and Other Trai		2,500	40	2,500	2,500				
74201	Business Travel	230	300	150	300	300				
75101	Operating Supplies and Exp	450	2,750	220	2,750	2,750				
75102	Food And Household Items		340		340	340				
75801	Equipment Under \$5000		500	30	500	500				
Section 1011	Total	15,610	16,390	5,740	16,390	16,390				
Fund 1101	GENERAL SERVICES DISTRICT		Department	121002	Council Districts		Section 1012	District 12		
Account										
71214	Prof Svc - Neighborhood De	3,830	10,000	1,370	10,000	10,000				
74102	Conferences and Other Trai		2,500	40	2,500	2,500				
74201	Business Travel	370	300	140	300	300				
75101	Operating Supplies and Exp	1,050	2,750	590	2,750	2,750				
75102	Food And Household Items		340		340	340				
75801	Equipment Under \$5000	430	500		500	500				
Section 1012	Total	5,680	16,390	2,140	16,390	16,390				
Fund 1101	GENERAL SERVICES DISTRICT		Department	121002	Council Districts		Section 1021	Vice-Mayor		
Account										
71214	Prof Svc - Neighborhood De	14,080	10,000	5,450	5,000	5,000				
74102	Conferences and Other Trai		2,500	40	1,250	1,250				
74201	Business Travel	280	300	120	150	150				
75101	Operating Supplies and Exp	1,650	2,750	1,040	1,375	1,375				
75102	Food And Household Items	220	340		170	170				
75801	Equipment Under \$5000		500		250	250				
Section 1021	Total	16,230	16,390	6,650	8,195	8,195				
Fund 1101	GENERAL SERVICES DISTRICT		Department	121002	Council Districts		Section 1022	At-Large 1		
Account										
71214	Prof Svc - Neighborhood De	9,800	10,000	4,790	5,000	5,000				
74102	Conferences and Other Trai	2,100	2,500		1,250	1,250				
74201	Business Travel	40	300	150	150	150				
75101	Operating Supplies and Exp		2,750	150	1,375	1,375				
75102	Food And Household Items		340		170	170				
75801	Equipment Under \$5000		500		250	250				
Section 1022	Total	11,940	16,390	5,090	8,195	8,195				
Fund 1101	GENERAL SERVICES DISTRICT		Department	121002	Council Districts		Section 1023	At-Large 2		
Account										
71214	Prof Svc - Neighborhood De	13,380	10,000	3,230	5,000	5,000				
74102	Conferences and Other Trai	2,100	2,500		1,250	1,250				
74201	Business Travel	460	300	310	150	150				
75101	Operating Supplies and Exp	490	2,750	130	1,375	1,375				
75102	Food And Household Items		340		170	170				



4/2/2014

Operating Budget By Fund and Division

Current Budget Year

Continuation

New or Expanded Service

		1	2	3	4	5	6	7	8	9
		2013	2014	2014 YTD	2015	2015	2015	2015	2015	2015
		Actual	Original	Actual	Request	Mayor's	Council	Request	Mayor's	Council
75801	Equipment Under \$5000	300	500		250	250				
	Section 1023 Total	16,730	16,390	3,670	8,195	8,195				
Fund 1101	GENERAL SERVICES DISTRICT		Department	121002	Council Districts		Section 1031	Second 6 Months Budgets		
Account										
71214	Prof Svc - Neighborhood De				55,000	55,000				
74102	Conferences and Other Trai				12,500	12,500				
74201	Business Travel				1,920	1,920				
75101	Operating Supplies and Exp				16,950	16,950				
75102	Food And Household Items				1,530	1,530				
75801	Equipment Under \$5000				2,250	2,250				
	Section 1031 Total				90,150	90,150				
	Department 121002 Total	207,860	245,850	68,450	245,855	245,855				



4/2/2014

Operating Budget By Fund and Division

		Current Budget Year			Continuation		New or Expanded Service			
		1 2013 Actual	2 2014 Original	3 2014 YTD Actual	4 2015 Request	5 2015 Mayor's	6 2015 Council	7 2015 Request	8 2015 Mayor's	9 2015 Council
Fund 1101	GENERAL SERVICES DISTRICT			Department	122000	Citizens Advocate				
Adopted Budget Control Levels										
Personnel		28,830	31,180	21,330		36,270		36,270		
Operating		1,540	6,100	50		7,070		7,070		
Transfers										
Capital										
Total		30,370	37,280	21,380		43,340		43,340		

Budget Detail (Information Only)

Fund	1101	GENERAL SERVICES DISTRICT	Department	122001	Citizens' Advocate Administration	Section	0001	Unallocated Subsection
Account								
63122	Appointed Officials		28,900	15,610				
63313	Part Time - Non-CERS	27,270			28,900			28,900
63511	Pension Contributions	-200		2,720	5,100			5,100
63615	Life/Health/Dental/Vision	-120		1,880				
63621	FICA	1,490	1,800	880	1,800			1,800
63622	Unemployment Insurance	50	80	40	70			70
63624	Medicare Expense	340	400	200	400			400
73101	Property and Casualty Exces	10			120			120
73102	Property and Casualty Self li	300			850			850
74101	Required Certification/Trainin		1,000		1,000			1,000
74201	Business Travel		100		100			100
75101	Operating Supplies and Exp	690	2,600	50	2,600			2,600
75801	Equipment Under \$5000		980		980			980
76101	Repairs and Maintenance	540	800		800			800
77801	Dues		500		500			500
77802	Subscriptions and Publicatio		120		120			120
Section 0001 Total		30,370	37,280	21,380	43,340			43,340
Department 122001 Total		30,370	37,280	21,380	43,340			43,340



4/2/2014

Operating Budget By Fund and Division

Current Budget Year

Continuation

New or Expanded Service

	1 2013 Actual	2 2014 Original	3 2014 YTD Actual	4 2015 Request	5 2015 Mayor's	6 2015 Council	7 2015 Request	8 2015 Mayor's	9 2015 Council
Fund 1101 GENERAL SERVICES DISTRICT			Department	123000	Clerk of the Urban County Council				
Adopted Budget Control Levels									
Personnel	298,350	370,620	249,990	346,420	346,420				
Operating	112,660	156,020	87,360	167,970	167,970				
Transfers									
Capital									
Total	411,010	526,640	337,350	514,390	514,390				


Budget Detail (Information Only)

Fund 1101 GENERAL SERVICES DISTRICT	Department	123001	Council Clerk Administration	Section 0001	Unallocated Subsection
Account					
63111 Civil Service Salaries	208,610	252,800	150,880	240,600	240,600
63411 Longevity	1,170	1,190	360	430	430
63413 Sick Leave	7,650	9,200	4,610	5,100	5,100
63416 Lump Sum Termination Pay	740		10,460		
63417 Sick Pay Service Credit			20,870		
63511 Pension Contributions	38,240	48,000	29,930	42,600	42,600
63612 Health Insurance	2,080		1,530		
63615 Life/Health/Dental/Vision	25,020	38,600	18,240	38,200	38,200
63621 FICA	11,810	16,300	10,310	15,300	15,300
63622 Unemployment Insurance	370	730	510	590	590
63624 Medicare Expense	2,660	3,800	2,290	3,600	3,600
71299 Prof Svc - Other				2,000	2,000
71302 Rent/Lease - Buildings	60				
72101 Electric	11,980	17,090	11,910	17,090	17,090
72102 Gas	2,800	7,030	1,870	2,860	2,860
72103 Water	510	670	410	740	740
72104 Sewer User Fee	1,400	1,500	980	1,500	1,500
72107 Water Quality Management I	4,270	3,590	4,200	5,900	5,900
72201 Cable	340				
72203 Cell Phones	600	1,000	280		
73101 Property and Casualty Exces	100	1,520	1,170	1,900	1,900
73102 Property and Casualty Self I	2,360	930	140	13,230	13,230
74101 Required Certification/Trainin	3,180	2,200	1,410	4,600	4,600
74201 Business Travel	150	300			
75101 Operating Supplies and Expi	19,640	41,000	10,670	33,300	33,300
75104 Newspaper advertising	60,800	73,000	43,360	78,000	78,000
75801 Equipment Under \$5000				500	500
76101 Repairs and Maintenance	1,230	1,150	8,730	1,200	1,200
76102 Software Maintenance	1,230	1,050	970	1,200	1,200
76201 Vehicle and Equipment Fuel	470	700	250	500	500
76331 Vehicle Repairs and Mainte	410	930	140	900	900
77801 Dues	1,130	790	780	1,080	1,080
77802 Subscriptions and Publicatio		250		150	150
Section 0001 Total	411,010	525,320	337,260	513,070	513,070



4/2/2014

Operating Budget By Fund and Division



		Current Budget Year			Continuation		New or Expanded Service			
		1	2	3	4	5	6	7	8	9
		2013	2014	2014 YTD	2015	2015	2015	2015	2015	2015
		Actual	Original	Actual	Request	Mayor's	Council	Request	Mayor's	Council
Fund 1101	GENERAL SERVICES DISTRICT		Department	123001	Council Clerk Administration		Section	1202	Ethics Commission	
Account										
71201	Prof Svc - Legal		1,000		1,000	1,000				
71302	Rent/Lease - Buildings		180	90	180	180				
75101	Operating Supplies and Exp		140		140	140				
	Section 1202 Total		1,320	90	1,320	1,320				
	Department 123001 Total	411,010	526,640	337,350	514,390	514,390				



4/2/2014

Operating Budget By Fund and Division

		Current Budget Year			Continuation		New or Expanded Service			
		1 2013 Actual	2 2014 Original	3 2014 YTD Actual	4 2015 Request	5 2015 Mayor's	6 2015 Council	7 2015 Request	8 2015 Mayor's	9 2015 Council
Fund 1101	GENERAL SERVICES DISTRICT			Department	133000	Mayor's Office				
Adopted Budget Control Levels										
Personnel		1,046,580	1,116,920	702,550	1,067,400	1,067,400				
Operating		490,500	189,820	76,850	254,760	254,040				
Transfers										
Capital			180,000	70,910						
Total		1,537,080	1,486,740	850,310	1,322,160	1,321,440				

Budget Detail (Information Only)

Fund	1101	GENERAL SERVICES DISTRICT	Department	133001	Mayor's Office Administration	Section	0001	Unallocated Subsection
Account								
63111		Civil Service Salaries	47,210	47,200	31,490	47,600	47,600	
63121		Non-Civil Service Salaries	582,980	632,400	393,660	514,100	514,100	
63122		Appointed Officials				90,800	90,800	
63211		Elected Officials	120,570	120,600	78,840	120,600	120,600	
63411		Longevity	400	410	270	410	410	
63413		Sick Leave	7,910	8,600	8,610	8,800	8,800	
63416		Lump Sum Termination Pay	2,710		1,100			
63511		Pension Contributions	136,990	151,200	88,010	136,700	136,700	
63612		Health Insurance	4,680		3,440			
63615		Life/Health/Dental/Vision	90,180	92,700	60,860	87,000	87,000	
63621		FICA	42,300	50,200	28,690	48,500	48,500	
63622		Unemployment Insurance	1,110	1,910	1,200	1,590	1,590	
63624		Medicare Expense	9,540	11,700	6,380	11,300	11,300	
71201		Prof Svc - Legal	2,500	3,500	2,500	5,000	5,000	
71209		Prof Svc - Food Services	3,750	6,000	4,970	6,000	6,000	
71299		Prof Svc - Other	228,280	17,500	16,310	102,500	102,500	
71302		Rent/Lease - Buildings	870	1,500		1,500	1,500	
71303		Rent/Lease - Equipment	110	250		250	250	
73101		Property and Casualty Exces	7,000	1,520	1,500	5,240	5,240	
73102		Property and Casualty Self I	169,400	62,310	280	36,500	36,500	
74101		Required Certification/Traini	8,410	12,500	5,510	12,500	12,500	
74102		Conferences and Other Trai	840		180			
74201		Business Travel	7,870	10,000	3,810	10,000	10,000	
75101		Operating Supplies and Exp	8,630	25,000	9,680	25,000	25,000	
75102		Food And Household Items	930		150			
75103		Software - Operating	290					
75801		Equipment Under \$5000	3,870	2,500	540	2,500	2,500	
76101		Repairs and Maintenance	1,410	2,500	770	2,500	2,500	
76201		Vehicle and Equipment Fuel	280	560	350	590	590	
76331		Vehicle Repairs and Mainte	260	180		180	180	
77801		Dues	44,660	44,000	30,270	44,000	43,280	
77802		Subscriptions and Publicatio	1,140		30	500	500	
96202		Software		180,000	70,910			
Section 0001 Total		1,537,080	1,486,740	850,310	1,322,160	1,321,440		



4/2/2014

Operating Budget By Fund and Division

		Current Budget Year				Continuation	New or Expanded Service			
		1	2	3	4	5	6	7	8	9
		2013	2014	2014 YTD	2015	2015	2015	2015	2015	2015
		Actual	Original	Actual	Request	Mayor's	Council	Request	Mayor's	Council
Department	133001 Total	1,537,080	1,486,740	850,310	1,322,160	1,321,440				



4/2/2014

Operating Budget By Fund and Division

Current Budget Year

Continuation


New or Expanded Service

	1 2013 Actual	2 2014 Original	3 2014 YTD Actual	4 2015 Request	5 2015 Mayor's	6 2015 Council	7 2015 Request	8 2015 Mayor's	9 2015 Council
Fund 1101 GENERAL SERVICES DISTRICT			Department	134200	Special Programs				
Adopted Budget Control Levels									
Personnel		17,200	1,360	21,550	21,550				
Operating	675,990	735,950	539,510	708,480	709,430				
Transfers									
Capital									
Total	675,990	753,150	540,870	730,030	730,980				
Budget Detail (Information Only)									
Fund 1101 GENERAL SERVICES DISTRICT		Department	134201	Special Projects		Section	1421	Arts Program	
Account									
71201 Prof Svc - Legal	112,500								
71299 Prof Svc - Other	337,500	450,000	337,500	450,000	450,000				
Section 1421 Total	450,000	450,000	337,500	450,000	450,000				
Fund 1101 GENERAL SERVICES DISTRICT		Department	134201	Special Projects		Section	1422	Bluegrass State Games	
Account									
71299 Prof Svc - Other	52,500	52,500	52,500	52,500	52,500				
Section 1422 Total	52,500	52,500	52,500	52,500	52,500				
Fund 1101 GENERAL SERVICES DISTRICT		Department	134201	Special Projects		Section	1423	Corridor Program	
Account									
78201 Grant Match	32,060		-950						
Section 1423 Total	32,060		-950						
Fund 1101 GENERAL SERVICES DISTRICT		Department	134201	Special Projects		Section	1426	Martin Luther King Celebration	
Account									
71299 Prof Svc - Other	8,100	8,400	8,400	8,400	8,400				
Section 1426 Total	8,100	8,400	8,400	8,400	8,400				
Fund 1101 GENERAL SERVICES DISTRICT		Department	134201	Special Projects		Section	1427	Neighborhood Match	
Account									
71299 Prof Svc - Other	9,030	65,000	45,370	65,000	65,000				
Section 1427 Total	9,030	65,000	45,370	65,000	65,000				
Fund 1101 GENERAL SERVICES DISTRICT		Department	134201	Special Projects		Section	1430	Roots and Heritage Festival	
Account									
71299 Prof Svc - Other	35,420	35,420	35,420	35,420	35,420				
Section 1430 Total	35,420	35,420	35,420	35,420	35,420				
Fund 1101 GENERAL SERVICES DISTRICT		Department	134201	Special Projects		Section	1432	Sister Cities	
Account									
71299 Prof Svc - Other	45,100	47,100	46,200	47,100	48,050				
Section 1432 Total	45,100	47,100	46,200	47,100	48,050				



4/2/2014

Operating Budget By Fund and Division



		Current Budget Year				Continuation	New or Expanded Service			
		1	2	3	4	5	6	7	8	9
		2013	2014	2014 YTD	2015	2015	2015	2015	2015	2015
		Actual	Original	Actual	Request	Mayor's	Council	Request	Mayor's	Council
Fund 1101	GENERAL SERVICES DISTRICT		Department	134201	Special Projects		Section	1433	Foundation Grant Program	
Account										
71299	Prof Svc - Other		7,500	4,410	7,500	7,500				
	Section 1433 Total		7,500	4,410	7,500	7,500				
Fund 1101	GENERAL SERVICES DISTRICT		Department	134201	Special Projects		Section	1439	Summerfest	
Account										
71299	Prof Svc - Other	9,000	9,000	9,000	9,000	9,000				
	Section 1439 Total	9,000	9,000	9,000	9,000	9,000				
Fund 1101	GENERAL SERVICES DISTRICT		Department	134201	Special Projects		Section	1442	Fellowship Program	
Account										
63311	Temporary		16,000	1,100	20,000	20,000				
63511	Pension Contributions			190						
63621	FICA		1,000	60	1,200	1,200				
63622	Unemployment Insurance				50	50				
63624	Medicare Expense		200	10	300	300				
	Section 1442 Total		17,200	1,360	21,550	21,550				
	Department 134201 Total	641,210	692,120	539,210	696,470	697,420				



4/2/2014

Operating Budget By Fund and Division

		Current Budget Year			Continuation	New or Expanded Service			
	1	2	3	4	5	6	7	8	9
	2013	2014	2014 YTD	2015	2015	2015	2015	2015	2015
	Actual	Original	Actual	Request	Mayor's	Council	Request	Mayor's	Council
Fund 1101 GENERAL SERVICES DISTRICT		Department	134202	Special Events Commission		Section	1471	Special Events Administration	
Account									
73101 Property and Casualty Exces				460	460				
73102 Property and Casualty Self I				3,170	3,170				
75101 Operating Supplies and Expi	1,980	2,750	1,660	2,750	2,750				
Section 1471 Total	1,980	2,750	1,660	6,380	6,380				
Fund 1101 GENERAL SERVICES DISTRICT		Department	134202	Special Events Commission		Section	1472	Uniformed Services Events	
Account									
71299 Prof Svc - Other	500	2,000		2,000	2,000				
Section 1472 Total	500	2,000		2,000	2,000				
Fund 1101 GENERAL SERVICES DISTRICT		Department	134202	Special Events Commission		Section	1475	Downtown Improvements	
Account									
71299 Prof Svc - Other		1,170							
71399 Rent/Lease - Other		2,700							
75101 Operating Supplies and Expi	80	10,000							
75801 Equipment Under \$5000		3,000							
76101 Repairs and Maintenance	12,040	14,230							
Section 1475 Total	12,120	31,100							
Fund 1101 GENERAL SERVICES DISTRICT		Department	134202	Special Events Commission		Section	1476	Sweet Sixteen Hospitality	
Account									
71209 Prof Svc - Food Services	19,900	25,000		25,000	25,000				
75101 Operating Supplies and Expi	280	180		180	180				
Section 1476 Total	20,180	25,180		25,180	25,180				
Department 134202 Total	34,780	61,030	1,660	33,560	33,560				



4/2/2014

Operating Budget By Fund and Division

		Current Budget Year			Continuation		New or Expanded Service			
		1 2013 Actual	2 2014 Original	3 2014 YTD Actual	4 2015 Request	5 2015 Mayor's	6 2015 Council	7 2015 Request	8 2015 Mayor's	9 2015 Council
Fund 1101	GENERAL SERVICES DISTRICT			Department	136100	Chief Development Officer				
Adopted Budget Control Levels										
Personnel		163,740	159,830	109,810	159,700	159,700				
Operating			40,500	12,050	77,760	67,760		97,000	97,000	
Transfers										
Capital										
Total		163,740	200,330	121,860	237,460	227,460		97,000	97,000	

Budget Detail (Information Only)

Fund	1101	GENERAL SERVICES DISTRICT	Department	136101	Chief Development Administration	Section	0001	Unallocated Subsection
Account								
63121		Non-Civil Service Salaries		118,870	80,030	46,100	46,100	
63122		Appointed Officials		120,000		121,100	121,100	
63511		Pension Contributions		21,690	22,700	13,970	29,500	
63612		Health Insurance		520		380		
63615		Life/Health/Dental/Vision		14,280	7,700	9,660	12,800	
63621		FICA		6,670	7,400	4,540	10,400	
63622		Unemployment Insurance		210	330	220	400	
63624		Medicare Expense		1,500	1,700	1,010	2,400	
63964		Payroll Recovery-Grants				-63,000	-63,000	
71299		Prof Svc - Other		2,500	2,190	30,000	20,000	
73101		Property and Casualty Exces				910	910	
73102		Property and Casualty Self Li				6,350	6,350	
74101		Required Certification/Trainin		1,500	150			
74102		Conferences and Other Trai				2,000	2,000	
74201		Business Travel		15,000	9,570	15,000	15,000	
75101		Operating Supplies and Exp		21,500	140	21,500	21,500	
77801		Dues				2,000	2,000	
		Section 0001 Total		163,740	200,330	121,860	237,460	227,460
		Department 136101 Total		163,740	200,330	121,860	237,460	227,460



4/2/2014

Operating Budget By Fund and Division

		Current Budget Year			Continuation	New or Expanded Service			
		2	3	4	5	6	7	8	9
		2014	2014 YTD	2015	2015	2015	2015	2015	2015
		Original	Actual	Request	Mayor's	Council	Request	Mayor's	Council
Fund 1101	GENERAL SERVICES DISTRICT	Department	136102	Economic Development Projects		Section	1362	Bluegrass Economic Advancement	
Account									
71299	Prof Svc - Other						65,000	65,000	
	Section 1362 Total						65,000	65,000	
Fund 1101	GENERAL SERVICES DISTRICT	Department	136102	Economic Development Projects		Section	1363	Univeristy Cities	
Account									
71299	Prof Svc - Other						10,000	10,000	
	Section 1363 Total						10,000	10,000	
Fund 1101	GENERAL SERVICES DISTRICT	Department	136102	Economic Development Projects		Section	1364	Business Innovation Program	
Account									
71299	Prof Svc - Other						22,000	22,000	
	Section 1364 Total						22,000	22,000	
	Department 136102 Total						97,000	97,000	



4/2/2014

Operating Budget By Fund and Division

		Current Budget Year			Continuation		New or Expanded Service			
		1	2	3	4	5	6	7	8	9
		2013	2014	2014 YTD	2015	2015	2015	2015	2015	2015
		Actual	Original	Actual	Request	Mayor's	Council	Request	Mayor's	Council
Fund 1101	GENERAL SERVICES DISTRICT			Department 141401	Contract Debt					
Adopted Budget Control Levels										
Personnel										
Operating		29,748,200	35,144,310	25,381,890	34,701,990	34,701,990				
Transfers			-1,295,590	-1,076,420	-1,294,700	-1,294,700				
Capital										
Total		29,748,200	33,848,720	24,305,470	33,407,290	33,407,290				
Budget Detail (Information Only)										
Fund 1101	GENERAL SERVICES DISTRICT		Department	141401	Contract Debt		Section	1491	PFC Lease	
Account										
71399	Rent/Lease - Other		488,440							
	Section 1491 Total		488,440							
Fund 1101	GENERAL SERVICES DISTRICT		Department	141401	Contract Debt		Section	1680	GO Anticipated Debt Issues	
Account										
78401	Debt Service Principal		696,220		1,400,000	1,400,000				
	Section 1680 Total		696,220		1,400,000	1,400,000				
Fund 1101	GENERAL SERVICES DISTRICT		Department	141401	Contract Debt		Section	1687	GO 2002C -EAMP and Stormwater	
Account										
78401	Debt Service Principal	355,000		125,000						
78402	Debt Service Interest	11,750		2,500						
	Section 1687 Total	366,750		127,500						
Fund 1101	GENERAL SERVICES DISTRICT		Department	141401	Contract Debt		Section	1689	GO 2004C-Day Treatment, Blvd,	
Account										
78401	Debt Service Principal	420,000	440,000	440,000	455,000	455,000				
78402	Debt Service Interest	187,560	64,050	64,050	47,540	47,540				
	Section 1689 Total	607,560	504,050	504,050	502,540	502,540				
Fund 1101	GENERAL SERVICES DISTRICT		Department	141401	Contract Debt		Section	1690	GO 2005C-Garage, Phoenix, PDR	
Account										
78401	Debt Service Principal	155,000	165,000		170,000	170,000				
78402	Debt Service Interest	-580	12,990	1,370	6,800	6,800				
	Section 1690 Total	154,420	177,990	1,370	176,800	176,800				
Fund 1101	GENERAL SERVICES DISTRICT		Department	141401	Contract Debt		Section	1692	GO 2006B-Station,BG Asp, Storm	
Account										
78401	Debt Service Principal	695,000	725,000		755,000	755,000				
78402	Debt Service Interest	185,660	224,150	45,790	195,150	195,150				
	Section 1692 Total	880,660	949,150	45,790	950,150	950,150				



4/2/2014


Operating Budget By Fund and Division

		Current Budget Year			Continuation	New or Expanded Service			
		1	2	3	4	5	6	7	8
		2013	2014	2014 YTD	2015	2015	2015	2015	2015
		Actual	Original	Actual	Request	Mayor's	Council	Request	Mayor's
Fund 1101	GENERAL SERVICES DISTRICT		Department	141401	Contract Debt		Section	1694	GO2006D-Det Ctr and PFC Refund
Account									
78401	Debt Service Principal	3,325,000	3,450,000		3,590,000	3,590,000			
78402	Debt Service Interest	1,902,680	1,769,680	884,840	1,631,680	1,631,680			
Section 1694 Total		5,227,680	5,219,680	884,840	5,221,680	5,221,680			
Fund 1101	GENERAL SERVICES DISTRICT		Department	141401	Contract Debt		Section	1696	GO2008A
Account									
78401	Debt Service Principal	1,870,000	1,935,000	1,935,000					
78402	Debt Service Interest	133,180	67,730	67,730					
Section 1696 Total		2,003,180	2,002,730	2,002,730					
Fund 1101	GENERAL SERVICES DISTRICT		Department	141401	Contract Debt		Section	1697	GO2009A
Account									
78401	Debt Service Principal	1,465,000	1,490,000	1,490,000	1,535,000	1,535,000			
78402	Debt Service Interest	787,280	754,310	754,310	717,060	717,060			
Section 1697 Total		2,252,280	2,244,310	2,244,310	2,252,060	2,252,060			
Fund 1101	GENERAL SERVICES DISTRICT		Department	141401	Contract Debt		Section	1698	GO2009B-Pension Obligation
Account									
78401	Debt Service Principal	2,480,000	2,580,000	2,580,000	2,685,000	2,685,000			
78402	Debt Service Interest	3,367,810	3,268,610	3,268,610	3,165,410	3,165,410			
Section 1698 Total		5,847,810	5,848,610	5,848,610	5,850,410	5,850,410			
Fund 1101	GENERAL SERVICES DISTRICT		Department	141401	Contract Debt		Section	1702	GO 2010A
Account									
78401	Debt Service Principal	2,575,000	3,775,000	3,775,000	3,825,000	3,825,000			
78402	Debt Service Interest	2,937,730	2,872,730	2,872,730	2,777,770	2,777,770			
Section 1702 Total		5,512,730	6,647,730	6,647,730	6,602,770	6,602,770			
Fund 1101	GENERAL SERVICES DISTRICT		Department	141401	Contract Debt		Section	1703	GO 2010B-Refinance 1999B 2000A
Account									
78401	Debt Service Principal	517,070	523,800	523,800	532,720	532,720			
78402	Debt Service Interest	107,630	83,300	83,300	76,160	76,160			
Section 1703 Total		624,700	607,100	607,100	608,880	608,880			
Fund 1101	GENERAL SERVICES DISTRICT		Department	141401	Contract Debt		Section	1704	GO 2010C-Refinance 2000E
Account									
78401	Debt Service Principal	565,000	570,000	570,000	575,000	575,000			
78402	Debt Service Interest	117,460	111,220	57,320	103,490	103,490			
Section 1704 Total		682,460	681,220	627,320	678,490	678,490			
Fund 1101	GENERAL SERVICES DISTRICT		Department	141401	Contract Debt		Section	1706	2010D Pension
Account									
78401	Debt Service Principal	1,305,000	1,330,000		1,370,000	1,370,000			
78402	Debt Service Interest	1,543,270	1,515,860	757,930	1,479,290	1,479,290			
Section 1706 Total		2,848,270	2,845,860	757,930	2,849,290	2,849,290			



4/2/2014

Operating Budget By Fund and Division




		Current Budget Year			Continuation	New or Expanded Service				
		1	2	3	4	5	6	7	8	9
		2013	2014	2014 YTD	2015	2015	2015	2015	2015	2015
		Actual	Original	Actual	Request	Mayor's	Council	Request	Mayor's	Council
78401	Debt Service Principal		85,000	85,000	40,000	40,000				
78402	Debt Service Interest		138,230	138,230	181,300	181,300				
	Section 1720 Total		223,230	223,230	221,300	221,300				
Fund 1101	GENERAL SERVICES DISTRICT		Department	141401	Contract Debt		Section	1721	2013C GO Bond	
Account										
78401	Debt Service Principal				595,000	595,000				
78402	Debt Service Interest				623,480	623,480				
	Section 1721 Total				1,218,480	1,218,480				
Fund 1101	GENERAL SERVICES DISTRICT		Department	141401	Contract Debt		Section	1871	GO 2001B-PDR	
Account										
78401	Debt Service Principal	375,000								
78402	Debt Service Interest	7,310								
	Section 1871 Total	382,310								
Fund 1101	GENERAL SERVICES DISTRICT		Department	141401	Contract Debt		Section	1872	GO 2005C-PDR	
Account										
78401	Debt Service Principal	135,000	140,000		145,000	145,000				
78402	Debt Service Interest	72,050	84,170	10,640	78,920	78,920				
	Section 1872 Total	207,050	224,170	10,640	223,920	223,920				
Fund 1101	GENERAL SERVICES DISTRICT		Department	141401	Contract Debt		Section	1873	GO 2006C-PDR	
Account										
78401	Debt Service Principal	85,000	85,000	85,000	90,000	90,000				
78402	Debt Service Interest	63,630	60,630	31,070	57,500	57,500				
	Section 1873 Total	148,630	145,630	116,070	147,500	147,500				
	Department 141401 Total	29,748,200	33,848,720	24,305,470	33,407,290	33,407,290				



4/2/2014

Operating Budget By Fund and Division



		Current Budget Year			Continuation		New or Expanded Service			
		1	2	3	4	5	6	7	8	9
		2013	2014	2014 YTD	2015	2015	2015	2015	2015	2015
		Actual	Original	Actual	Request	Mayor's	Council	Request	Mayor's	Council
Fund 1101	GENERAL SERVICES DISTRICT			Department	141402	Contingency				
Adopted Budget Control Levels										
Personnel			3,821,200			7,205,700	7,205,700			
Operating										
Transfers			600,000			600,000	600,000			
Capital										
Total			4,421,200			7,805,700	7,805,700			
Budget Detail (Information Only)										
Fund 1101	GENERAL SERVICES DISTRICT		Department	141402	Contingency		Section	0001	Unallocated	Subsection
Account										
63416	Lump Sum Termination Pay		1,450,000			1,450,000	1,450,000			
63417	Sick Pay Service Credit		1,450,000			1,450,000	1,450,000			
63811	Contingency					3,384,500	3,384,500			
63815	27th Pay		921,200			921,200	921,200			
81599	Transfer to Other		600,000			600,000	600,000			
Section 0001 Total			4,421,200			7,805,700	7,805,700			
Department 141402 Total			4,421,200			7,805,700	7,805,700			



4/2/2014

Operating Budget By Fund and Division

Current Budget Year

Continuation

New or Expanded Service

	1 2013 Actual	2 2014 Original	3 2014 YTD Actual	4 2015 Request	5 2015 Mayor's	6 2015 Council	7 2015 Request	8 2015 Mayor's	9 2015 Council
Fund 1101 GENERAL SERVICES DISTRICT			Department 141403	Indirect Cost Allocation					
Adopted Budget Control Levels									
Personnel									
Operating	-4,556,570	-5,694,000	-3,199,550	-5,383,000	-5,383,000		-50,000		
Transfers									
Capital									
Total	-4,556,570	-5,694,000	-3,199,550	-5,383,000	-5,383,000		-50,000		

Budget Detail (Information Only)

Fund 1101 GENERAL SERVICES DISTRICT	Department	141403	Indirect Cost Allocation	Section	0001	Unallocated Subsection
Account						
78252 Indirect - Full Urban	-2,052,310	-2,570,000	-1,456,770	-2,403,000	-2,403,000	-49,000
78259 Indirect - Sanitary Sewer	-1,550,680	-2,073,000	-1,138,140	-1,875,000	-1,875,000	-1,000
78260 Indirect - Landfill	-120,410	-125,000	-74,590	-118,000	-118,000	
78267 Indirect - Extended School	-201,920	-190,000	-107,680	-277,000	-277,000	
78268 Indirect - Storm Water	-631,250	-736,000	-422,370	-710,000	-710,000	
Section 0001 Total	-4,556,570	-5,694,000	-3,199,550	-5,383,000	-5,383,000	-50,000
Department 141403 Total	-4,556,570	-5,694,000	-3,199,550	-5,383,000	-5,383,000	-50,000



4/2/2014

Operating Budget By Fund and Division

		Current Budget Year				Continuation		New or Expanded Service		
		1 2013 Actual	2 2014 Original	3 2014 YTD Actual	4 2015 Request	5 2015 Mayor's	6 2015 Council	7 2015 Request	8 2015 Mayor's	9 2015 Council
Fund 1101	GENERAL SERVICES DISTRICT			Department	155000	CAO				
Adopted Budget Control Levels										
Personnel		420,380	526,470	285,210	480,450	480,450				
Operating		2,360	64,080	770	64,240	64,240				
Transfers										
Capital										
Total		422,740	590,550	285,980	544,690	544,690				

Budget Detail (Information Only)

Fund 1101 GENERAL SERVICES DISTRICT		Department	155001	CAO Administration	Section	0001	Unallocated Subsection
Account							
63121	Non-Civil Service Salaries	273,680	319,900	187,710	116,900	116,900	
63122	Appointed Officials				197,800	197,800	
63313	Part Time - Non-CERS	40,810					
63511	Pension Contributions	49,830	60,400	32,710	55,600	55,600	
63612	Health Insurance	1,040		760			
63615	Life/Health/Dental/Vision	32,900	30,800	22,620	30,500	30,500	
63621	FICA	17,600	19,800	10,610	19,500	19,500	
63622	Unemployment Insurance	550	890	530	760	760	
63624	Medicare Expense	3,970	4,600	2,370	4,600	4,600	
71299	Prof Svc - Other	1,420					
73101	Property and Casualty Exces				3,900	3,900	
73102	Property and Casualty Self li				27,190	27,190	
74201	Business Travel	100	1,000				
75101	Operating Supplies and Expi	440	450	680	1,200	1,200	
75102	Food And Household Items		250	90	150	150	
76201	Vehicle and Equipment Fuel	250	510				
76331	Vehicle Repairs and Mainte	150	170				
Section 0001 Total		422,740	438,770	258,080	458,100	458,100	
Department 155001 Total		422,740	438,770	258,080	458,100	458,100	



4/2/2014

Operating Budget By Fund and Division

		Current Budget Year		Continuation		New or Expanded Service			
		2	3	4	5	6	7	8	9
		2014	2014 YTD	2015	2015	2015	2015	2015	2015
		Original	Actual	Request	Mayor's	Council	Request	Mayor's	Council
1	2	3	4	5	6	7	8	9	
2013	2014	2014 YTD	2015	2015	2015	2015	2015	2015	
Actual	Original	Actual	Request	Mayor's	Council	Request	Mayor's	Council	
Fund 1101	GENERAL SERVICES DISTRICT	Department	155003	Homeless Intervention and Prevention		Section	0001	Unallocated Subsection	
Account									
63121	Non-Civil Service Salaries	65,000	20,310	39,500	39,500				
63511	Pension Contributions	12,300	3,590	7,000	7,000				
63615	Life/Health/Dental/Vision	7,700	2,490	5,200	5,200				
63621	FICA	4,000	1,190	2,400	2,400				
63622	Unemployment Insurance	180	60	90	90				
63624	Medicare Expense	900	260	600	600				
71299	Prof Svc - Other	61,700		25,000	25,000				
74101	Required Certification/Trainin			1,000	1,000				
74201	Business Travel			3,500	3,500				
75101	Operating Supplies and Expe			350	350				
75103	Software - Operating			1,130	1,130				
75801	Equipment Under \$5000			820	820				
	Section 0001 Total	151,780	27,900	86,590	86,590				
	Department 155003 Total	151,780	27,900	86,590	86,590				



4/2/2014

Operating Budget By Fund and Division

		Current Budget Year			Continuation		New or Expanded Service			
		1	2	3	4	5	6	7	8	9
		2013	2014	2014 YTD	2015	2015	2015	2015	2015	2015
		Actual	Original	Actual	Request	Mayor's	Council	Request	Mayor's	Council
Fund 1101	GENERAL SERVICES DISTRICT			Department	160200	Grants and Special Programs				
Adopted Budget Control Levels										
Personnel		384,860	408,660	280,220	375,070	375,070		98,670	88,450	
Operating		210,260	247,090	13,570	257,580	263,790				
Transfers										
Capital										
Total		595,120	655,750	293,790	632,650	638,860		98,670	88,450	
Budget Detail (Information Only)										
Fund 1101	GENERAL SERVICES DISTRICT		Department	160201	Grants and Special Programs		Section	0001	Unallocated	Subsection
Account										
63111	Civil Service Salaries	241,200	643,900	184,320	621,500	621,500		69,200	62,100	
63411	Longevity	1,780	1,910	1,110	1,130	1,130				
63413	Sick Leave	16,950	20,400	21,100	19,400	19,400				
63416	Lump Sum Termination Pay	3,850		730						
63417	Sick Pay Service Credit	19,000								
63511	Pension Contributions	47,720	122,000	32,460	110,000	110,000		12,200	11,000	
63612	Health Insurance	6,760		4,960						
63615	Life/Health/Dental/Vision	29,080	108,000	22,260	104,400	104,400		11,800	10,400	
63621	FICA	14,900	41,300	10,550	39,800	39,800		4,300	3,900	
63622	Unemployment Insurance	460	1,850	520	1,540	1,540		170	150	
63624	Medicare Expense	3,350	9,700	2,340	9,300	9,300		1,000	900	
63964	Payroll Recovery-Grants		-540,400		-532,000	-532,000				
63966	Payroll Recovery-Risk Mgmt	-190		-130						
71212	Prof Svc - Mowing	270								
71299	Prof Svc - Other	20	1,500		1,500	1,500				
71302	Rent/Lease - Buildings	7,680	8,000	4,350	8,000	8,000				
73101	Property and Casualty Exces	240	910	710	1,580	1,580				
73102	Property and Casualty Self li	5,890	8,370	80	11,000	11,000				
74201	Business Travel	130	500		500	500				
75101	Operating Supplies and Expe	5,460	4,500	5,850	4,500	4,500				
75102	Food And Household Items		30		30	30				
76101	Repairs and Maintenance	320	1,300		300	300				
76201	Vehicle and Equipment Fuel	4,350	4,980	2,250	4,100	4,100				
76331	Vehicle Repairs and Mainte	5,390	3,950	330	1,000	1,000				
77802	Subscriptions and Publicatio		70		70	70				
78201	Grant Match	180,510	212,980		225,000	231,210				
	Section 0001 Total	595,120	655,750	293,790	632,650	638,860		98,670	88,450	
	Department 160201 Total	595,120	655,750	293,790	632,650	638,860		98,670	88,450	



4/2/2014

Operating Budget By Fund and Division

		Current Budget Year			Continuation		New or Expanded Service			
		1 2013 Actual	2 2014 Original	3 2014 YTD Actual	4 2015 Request	5 2015 Mayor's	6 2015 Council	7 2015 Request	8 2015 Mayor's	9 2015 Council
Fund 1101	GENERAL SERVICES DISTRICT			Department	160300	Government Communications				
Adopted Budget Control Levels										
Personnel		704,980	743,680	471,920	773,690	773,690		61,700		
Operating		57,230	72,860	27,580	118,450	107,450				
Transfers										
Capital					13,000	13,000				
Total		762,210	816,540	499,500	905,140	894,140		61,700		

Budget Detail (Information Only)

Fund	1101	GENERAL SERVICES DISTRICT	Department	160301	Communications	Section	0001	Unallocated Subsection
Account								
63111	Civil Service Salaries	430,080	429,700	286,770	433,800	433,800		30,500
63152	Overtime-CERS	760	1,000	210	2,000	2,000		
63411	Longevity	1,430	1,480	970	1,460	1,460		
63413	Sick Leave	3,960	9,400	8,230	9,400	9,400		
63511	Pension Contributions	81,610	81,600	50,270	77,300	77,300		5,400
63612	Health Insurance	3,120		2,290				
63615	Life/Health/Dental/Vision	51,650	69,400	34,630	68,700	68,700		5,900
63621	FICA	24,270	27,400	16,340	27,700	27,700		1,900
63622	Unemployment Insurance	750	1,220	810	1,070	1,070		70
63624	Medicare Expense	5,470	6,400	3,640	6,500	6,500		400
71208	Prof Svc - Information Servic	550						
71299	Prof Svc - Other	16,600	14,500	8,370	14,500	14,500		
71303	Rent/Lease - Equipment		100		100	100		
73101	Property and Casualty Exces	290	1,520	1,170	2,570	2,570		
73102	Property and Casualty Self I	6,800	930	140	17,880	17,880		
74101	Required Certification/Traini			2,800				
74102	Conferences and Other Trai				2,850	2,850		
74201	Business Travel		100		100	100		
75101	Operating Supplies and Exp	11,390	9,720	3,930	30,270	30,270		
75801	Equipment Under \$5000				15,910	4,910		
76101	Repairs and Maintenance	170	2,000	930	7,000	7,000		
76201	Vehicle and Equipment Fuel	680	690	310	600	600		
76331	Vehicle Repairs and Mainte	340	290	210	380	380		
77802	Subscriptions and Publicatio	430	430	250	430	430		
95805	Audio Visual Equipment				13,000	13,000		
Section 0001 Total		640,350	657,880	422,270	733,520	722,520		44,170
Department 160301 Total		640,350	657,880	422,270	733,520	722,520		44,170



4/2/2014

Operating Budget By Fund and Division

		Current Budget Year				Continuation	New or Expanded Service			
		1	2	3	4	5	6	7	8	9
		2013	2014	2014 YTD	2015	2015	2015	2015	2015	2015
		Actual	Original	Actual	Request	Mayor's	Council	Request	Mayor's	Council
Fund	1101 GENERAL SERVICES DISTRICT		Department	160302	Lex Call		Section	0001	Unallocated	Subsection
Account										
63111	Civil Service Salaries	73,980	75,000	49,440	95,900	95,900			12,700	
63152	Overtime-CERS	210	4,700	130	4,700	4,700				
63411	Longevity		170		220	220				
63413	Sick Leave		800		1,600	1,600				
63511	Pension Contributions	13,570	15,100	8,640	17,800	17,800			2,300	
63615	Life/Health/Dental/Vision	8,890	13,900	5,970	17,400	17,400			1,500	
63621	FICA	4,160	5,000	2,810	6,400	6,400			800	
63622	Unemployment Insurance	130	210	140	240	240			30	
63624	Medicare Expense	940	1,200	630	1,500	1,500			200	
71299	Prof Svc - Other	2,350	7,640	430	7,640	7,640				
72202	Landline Phones	930	1,940	530	1,000	1,000				
74102	Conferences and Other Trai	1,450								
74201	Business Travel	50	780							
75101	Operating Supplies and Expi	6,810	9,000	3,170	9,000	9,000				
75102	Food And Household Items	460	500	370	500	500				
75601	Clothing/Equipment - Other	430	380		380	380				
75801	Equipment Under \$5000	720	2,000	210	2,000	2,000				
76101	Repairs and Maintenance	3,120	4,900	1,100	1,500	1,500				
76102	Software Maintenance	3,260		3,260	3,400	3,400				
77801	Dues	100	100	100	100	100				
77802	Subscriptions and Publicatio	300	340	300	340	340				
Section 0001 Total		121,860	143,660	77,230	171,620	171,620			17,530	
Department 160302 Total		121,860	143,660	77,230	171,620	171,620			17,530	



4/2/2014

Operating Budget By Fund and Division

		Current Budget Year			Continuation	New or Expanded Service			
		2	3	4	5	6	7	8	9
		2014	2014 YTD	2015	2015	2015	2015	2015	2015
		Original	Actual	Request	Mayor's	Council	Request	Mayor's	Council
		Department	160304	Graphics		Section	0001	Unallocated Subsection	
Fund 1101	GENERAL SERVICES DISTRICT								
Account									
75101	Operating Supplies and Exp	15,000							
	Section 0001 Total	15,000							
	Department 160304 Total	15,000							



4/2/2014


Operating Budget By Fund and Division

		Current Budget Year				Continuation		New or Expanded Service		
		1 2013 Actual	2 2014 Original	3 2014 YTD Actual	4 2015 Request	5 2015 Mayor's	6 2015 Council	7 2015 Request	8 2015 Mayor's	9 2015 Council
Fund 1101	GENERAL SERVICES DISTRICT			Department 160500	Human Resources					
Adopted Budget Control Levels										
Personnel		1,142,570	1,414,620	863,000	1,437,590	1,437,590		215,670	89,650	
Operating		605,760	792,110	289,650	845,850	838,850		215,000	165,000	
Transfers										
Capital										
Total		1,748,330	2,206,730	1,152,650	2,283,440	2,276,440		430,670	254,650	
Budget Detail (Information Only)										
Fund 1101	GENERAL SERVICES DISTRICT		Department 160501	Human Resources Administration			Section 1911	HR Administration		
Account										
63111	Civil Service Salaries	810,840	983,300	609,230	1,012,700	1,012,700		153,000	63,100	
63152	Overtime-CERS		1,000		1,000	1,000				
63411	Longevity	990	1,130	280	410	410				
63413	Sick Leave	18,330	18,700	18,770	20,100	20,100				
63416	Lump Sum Termination Pay	3,480		5,030						
63417	Sick Pay Service Credit	10,840								
63511	Pension Contributions	142,980	186,100	106,370	179,200	179,200		27,000	11,200	
63612	Health Insurance	6,760		5,350						
63615	Life/Health/Dental/Vision	92,860	144,700	73,570	142,600	142,600		23,600	10,400	
63621	FICA	44,140	62,300	34,920	64,100	64,100		9,500	3,900	
63622	Unemployment Insurance	1,370	2,790	1,720	2,480	2,480		370	150	
63624	Medicare Expense	9,980	14,600	7,760	15,000	15,000		2,200	900	
71299	Prof Svc - Other	43,000	55,000	30,740	58,410	58,410		215,000	165,000	
71303	Rent/Lease - Equipment	2,890	2,900	1,960	2,900	2,900				
72203	Cell Phones	1,100	1,000	480	1,100	1,100				
73101	Property and Casualty Exces	860	1,520	1,170	6,450	6,450				
73102	Property and Casualty Self li	20,870	36,270	140	44,970	44,970				
74101	Required Certification/Trainin	320	500	480	1,000	1,000				
74201	Business Travel		100		1,000	1,000				
75101	Operating Supplies and Expe	9,010	13,000	11,610	13,220	13,220				
75801	Equipment Under \$5000	590	1,300	1,220	1,300	1,300				
76101	Repairs and Maintenance	2,640	5,000	950	3,000	3,000				
77801	Dues	1,900	1,500	1,760	3,000	3,000				
77802	Subscriptions and Publicatio	200	1,500		500	500				
78112	Assistance-Other	6,000	6,000		6,000	6,000				
	Section 1911 Total	1,231,950	1,540,210	913,510	1,580,440	1,580,440		430,670	254,650	
	Department 160501 Total	1,231,950	1,540,210	913,510	1,580,440	1,580,440		430,670	254,650	



4/2/2014

Operating Budget By Fund and Division




		Current Budget Year				Continuation	New or Expanded Service			
		1	2	3	4	5	6	7	8	9
		2013	2014	2014 YTD	2015	2015	2015	2015	2015	2015
		Actual	Original	Actual	Request	Mayor's	Council	Request	Mayor's	Council
Fund 1101	GENERAL SERVICES DISTRICT		Department	160502	Talent Acquisition		Section	1821	Police Hiring	
Account										
71203	Prof Svc - Medical	6,110	10,000	2,260	6,000	6,000				
71299	Prof Svc - Other	81,040	73,480	9,350	79,000	79,000				
	Section 1821 Total	87,150	83,480	11,610	85,000	85,000				
Fund 1101	GENERAL SERVICES DISTRICT		Department	160502	Talent Acquisition		Section	1822	Other Hiring	
Account										
71203	Prof Svc - Medical	7,100	9,000	3,120	9,000	9,000				
71299	Prof Svc - Other	3,050	3,000	6,000	10,000	10,000				
75101	Operating Supplies and Exp	440	32,000	5,410	20,000	20,000				
75104	Newspaper advertising	19,460	20,000	21,250	32,000	32,000				
	Section 1822 Total	30,050	64,000	35,780	71,000	71,000				
Fund 1101	GENERAL SERVICES DISTRICT		Department	160502	Talent Acquisition		Section	1823	Fire Hiring	
Account										
71203	Prof Svc - Medical	2,520	10,000	1,000	6,000	6,000				
71299	Prof Svc - Other	77,510	102,600	4,380	137,000	137,000				
	Section 1823 Total	80,030	112,600	5,380	143,000	143,000				
Fund 1101	GENERAL SERVICES DISTRICT		Department	160502	Talent Acquisition		Section	1824	Community Corrections Hiring	
Account										
71203	Prof Svc - Medical	4,920	8,040	3,350	8,000	8,000				
71299	Prof Svc - Other	6,010	15,000	3,000	12,500	12,500				
	Section 1824 Total	10,930	23,040	6,350	20,500	20,500				
	Department 160502 Total	208,160	283,120	59,120	319,500	319,500				



4/2/2014

Operating Budget By Fund and Division




		Current Budget Year			Continuation	New or Expanded Service				
		1	2	3	4	5	6	7	8	9
		2013	2014	2014 YTD	2015	2015	2015	2015	2015	2015
		Actual	Original	Actual	Request	Mayor's	Council	Request	Mayor's	Council
Fund 1101	GENERAL SERVICES DISTRICT		Department	160503	Employee Relations and Training		Section	1921	Training and Development Admin	
Account										
71299	Prof Svc - Other	2,550	4,000	2,350	7,000	7,000				
75101	Operating Supplies and Exp	1,680	4,500	1,840	11,500	4,500				
Section 1921 Total		4,230	8,500	4,190	18,500	11,500				
Fund 1101	GENERAL SERVICES DISTRICT		Department	160503	Employee Relations and Training		Section	1924	Employee Assistance	
Account										
71204	Prof Svc - Mental Health	67,190	60,000	40,050	60,000	60,000				
Section 1924 Total		67,190	60,000	40,050	60,000	60,000				
Department 160503 Total		71,420	68,500	44,240	78,500	71,500				



4/2/2014

Operating Budget By Fund and Division



		Current Budget Year				Continuation	New or Expanded Service			
		1	2	3	4	5	6	7	8	9
		2013	2014	2014 YTD	2015	2015	2015	2015	2015	2015
		Actual	Original	Actual	Request	Mayor's	Council	Request	Mayor's	Council
Fund 1101	GENERAL SERVICES DISTRICT		Department	160504	Benefits and Payroll		Section	1922	Alcohol and Drug Testing	
Account										
71203	Prof Svc - Medical	33,330	39,000	12,530	34,000	34,000				
	Section 1922 Total	33,330	39,000	12,530	34,000	34,000				
Fund 1101	GENERAL SERVICES DISTRICT		Department	160504	Benefits and Payroll		Section	1923	Commercial Drivers License	
Account										
71203	Prof Svc - Medical	2,370	5,000	20	1,000	1,000				
75101	Operating Supplies and Expr		900							
	Section 1923 Total	2,370	5,900	20	1,000	1,000				
Fund 1101	GENERAL SERVICES DISTRICT		Department	160504	Benefits and Payroll		Section	1931	Employee Wellness	
Account										
71299	Prof Svc - Other	128,940	150,000	74,410	150,000	150,000				
75101	Operating Supplies and Expr		3,000	70	3,000	3,000				
	Section 1931 Total	128,940	153,000	74,480	153,000	153,000				
Fund 1101	GENERAL SERVICES DISTRICT		Department	160504	Benefits and Payroll		Section	1932	Immunizations	
Account										
71203	Prof Svc - Medical	25,770	42,000	37,210	42,000	42,000				
	Section 1932 Total	25,770	42,000	37,210	42,000	42,000				
Fund 1101	GENERAL SERVICES DISTRICT		Department	160504	Benefits and Payroll		Section	1933	Occupational Physicals	
Account										
71203	Prof Svc - Medical	21,460	65,000	9,920	65,000	65,000				
	Section 1933 Total	21,460	65,000	9,920	65,000	65,000				
Fund 1101	GENERAL SERVICES DISTRICT		Department	160504	Benefits and Payroll		Section	1942	Service Awards	
Account										
75101	Operating Supplies and Expr	24,930	10,000	1,620	10,000	10,000				
	Section 1942 Total	24,930	10,000	1,620	10,000	10,000				
	Department 160504 Total	236,800	314,900	135,780	305,000	305,000				



4/2/2014

Operating Budget By Fund and Division

		Current Budget Year			Continuation		New or Expanded Service			
		1 2013 Actual	2 2014 Original	3 2014 YTD Actual	4 2015 Request	5 2015 Mayor's	6 2015 Council	7 2015 Request	8 2015 Mayor's	9 2015 Council
Fund 1101	GENERAL SERVICES DISTRICT			Department	160900	Risk Management				
Adopted Budget Control Levels										
Personnel		344,050	342,460	235,220	426,360	426,360		39,760		
Operating		12,480	19,350	5,940	21,500	21,500				
Transfers										
Capital										
Total		356,530	361,810	241,160	447,860	447,860		39,760		

Budget Detail (Information Only)

Fund	1101	GENERAL SERVICES DISTRICT	Department	160901	Risk Management Administration		Section	0001	Unallocated Subsection
Account									
63111	Civil Service Salaries	127,640	157,500	85,130	159,000	159,000			26,900
63413	Sick Leave	5,050	5,700	6,670	9,200	9,200			
63511	Pension Contributions	23,290	29,800	14,860	28,100	28,100			4,800
63612	Health Insurance	1,040		760					
63615	Life/Health/Dental/Vision	15,320	15,400	10,280	15,300	15,300			5,900
63621	FICA	7,170	10,100	4,830	10,400	10,400			1,700
63622	Unemployment Insurance	220	450	240	400	400			60
63624	Medicare Expense	1,610	2,400	1,070	2,400	2,400			400
63952	Payroll Recovery-Full Urban		-17,700						
63959	Payroll Recovery-Sanitary S		-24,300						
71299	Prof Svc - Other		1,500	430	1,500	1,500			
73101	Property and Casualty Exces	-120	460	360	670	670			
73102	Property and Casualty Self I	2,750	3,720	2,850	4,660	4,660			
74101	Required Certification/Traini	640	500		700	700			
74102	Conferences and Other Trai	450	1,000	50	2,000	2,000			
74201	Business Travel		200						
75101	Operating Supplies and Exp	740	1,350	50	1,350	1,350			
76101	Repairs and Maintenance	310	650	220	650	650			
77801	Dues	1,300	3,160		3,160	3,160			
77802	Subscriptions and Publicatio	3,390	2,840	470	2,840	2,840			
Section 0001 Total		190,800	194,730	128,270	242,330	242,330			39,760
Department 160901 Total		190,800	194,730	128,270	242,330	242,330			39,760



4/2/2014

Operating Budget By Fund and Division

		Current Budget Year			Continuation		New or Expanded Service			
		1	2	3	4	5	6	7	8	9
		2013	2014	2014 YTD	2015	2015	2015	2015	2015	2015
		Actual	Original	Actual	Request	Mayor's	Council	Request	Mayor's	Council
Fund 1101	GENERAL SERVICES DISTRICT		Department	160904	Safety Health and Env Comp		Section	1901	Safety and Loss Administration	
Account										
63111	Civil Service Salaries	113,230	139,700	75,520	141,100	141,100				
63413	Sick Leave	6,200	8,200	7,350	8,400	8,400				
63511	Pension Contributions	20,650	26,400	13,180	24,900	24,900				
63612	Health Insurance	1,040		760						
63615	Life/Health/Dental/Vision	13,600	15,400	9,120	15,300	15,300				
63621	FICA	6,360	9,200	4,290	9,300	9,300				
63622	Unemployment Insurance	200	410	210	360	360				
63624	Medicare Expense	1,430	2,100	950	2,200	2,200				
63952	Payroll Recovery-Full Urban		-16,100							
63959	Payroll Recovery-Sanitary S		-22,200							
71202	Prof Svc - Finance	420								
71299	Prof Svc - Other	2,600	2,800	780	2,800	2,800				
75801	Equipment Under \$5000		1,170	730	1,170	1,170				
Section 1901 Total		165,730	167,080	112,890	205,530	205,530				
Department 160904 Total		165,730	167,080	112,890	205,530	205,530				



4/2/2014

Operating Budget By Fund and Division

Current Budget Year

Continuation

New or Expanded Service

	1 2013 Actual	2 2014 Original	3 2014 YTD Actual	4 2015 Request	5 2015 Mayor's	6 2015 Council	7 2015 Request	8 2015 Mayor's	9 2015 Council
Fund 1101 GENERAL SERVICES DISTRICT			Department	162100	Planning, Preservation & Dev				
Adopted Budget Control Levels									
Personnel	157,900	238,390	118,950	345,020	345,020		61,110		
Operating	23,090	245,500	13,640	62,170	62,170		3,340		
Transfers									
Capital	52,750		21,170						
Total	233,740	483,890	153,760	407,190	407,190		64,450		

Budget Detail (Information Only)

Fund	1101	GENERAL SERVICES DISTRICT	Department	162101	Planning Commissioner's Office	Section	1601	Planning, Preservation, Dev Ad
Account								
63111	Civil Service Salaries		60,800	10,240	58,500	58,500		44,000
63121	Non-Civil Service Salaries				78,000	78,000		
63122	Appointed Officials	115,000	115,000	76,700	116,100	116,100		
63413	Sick Leave				4,600	4,600		
63511	Pension Contributions	20,970	33,200	15,190	44,600	44,600		7,800
63615	Life/Health/Dental/Vision	13,810	15,400	10,510	22,900	22,900		5,900
63621	FICA	6,460	10,900	4,970	16,000	16,000		2,700
63622	Unemployment Insurance	200	490	240	620	620		110
63624	Medicare Expense	1,460	2,600	1,100	3,700	3,700		600
71299	Prof Svc - Other	14,500	85,000	7,290	40,000	40,000		
73101	Property and Casualty Exces				270	270		
73102	Property and Casualty Self li				1,900	1,900		
74101	Required Certification/Trainin	500	1,500		1,500	1,500		
74201	Business Travel	5,910	7,500		8,500	8,500		
75101	Operating Supplies and Exp		1,500	110	2,000	2,000		
75801	Equipment Under \$5000	620			2,000	2,000		3,340
77802	Subscriptions and Publicatio				6,000	6,000		
	Section 1601 Total	179,430	333,890	126,350	407,190	407,190		64,450
Fund 1101	GENERAL SERVICES DISTRICT		Department	162101	Planning Commissioner's Office	Section	1602	Corridors
Account								
71205	Prof Svc - Engineer		150,000					
78201	Grant Match	1,560		6,240				
90317	Landscaping	52,750		21,170				
	Section 1602 Total	54,310	150,000	27,410				
	Department 162101 Total	233,740	483,890	153,760	407,190	407,190		64,450



4/2/2014

Operating Budget By Fund and Division

		Current Budget Year			Continuation		New or Expanded Service			
		1	2	3	4	5	6	7	8	9
		2013	2014	2014 YTD	2015	2015	2015	2015	2015	2015
		Actual	Original	Actual	Request	Mayor's	Council	Request	Mayor's	Council
Fund 1101	GENERAL SERVICES DISTRICT			Department	160400	Historic Preservation				
Adopted Budget Control Levels										
Personnel		364,410	375,380	236,140	337,390	337,390				
Operating		14,710	26,490	6,850	36,240	36,240				
Transfers				750						
Capital										
Total		379,120	401,870	243,740	373,630	373,630				
Budget Detail (Information Only)										
Fund 1101	GENERAL SERVICES DISTRICT		Department	160401	Historic Preservation		Section	0001	Unallocated Subsection	
Account										
63111	Civil Service Salaries	254,320	254,200	143,230	231,700	231,700				
63411	Longevity	720	740	340	410	410				
63413	Sick Leave	12,240	12,400	9,300	9,500	9,500				
63416	Lump Sum Termination Pay			8,960						
63417	Sick Pay Service Credit			15,680						
63511	Pension Contributions	46,510	48,200	27,770	41,000	41,000				
63612	Health Insurance	2,080		1,530						
63615	Life/Health/Dental/Vision	30,540	38,600	17,280	35,700	35,700				
63621	FICA	14,320	16,600	9,470	15,000	15,000				
63622	Unemployment Insurance	450	740	470	580	580				
63624	Medicare Expense	3,230	3,900	2,110	3,500	3,500				
71299	Prof Svc - Other	500	7,130	280	7,100	7,100				
73101	Property and Casualty Exces	80	460	360	900	900				
73102	Property and Casualty Self li	1,820		40	6,240	6,240				
74201	Business Travel	1,050	1,700	690	1,700	1,700				
75101	Operating Supplies and Expe	9,640	14,450	4,340	17,400	17,400				
75104	Newspaper advertising	210								
76101	Repairs and Maintenance	1,160	2,500	890	2,500	2,500				
77801	Dues	250	250	250	400	400				
81599	Transfer to Other			750						
	Section 0001 Total	379,120	401,870	243,740	373,630	373,630				
	Department 160401 Total	379,120	401,870	243,740	373,630	373,630				



4/2/2014

Operating Budget By Fund and Division

Current Budget Year

Continuation

New or Expanded Service

	1 2013 Actual	2 2014 Original	3 2014 YTD Actual	4 2015 Request	5 2015 Mayor's	6 2015 Council	7 2015 Request	8 2015 Mayor's	9 2015 Council
Fund 1101 GENERAL SERVICES DISTRICT			Department	160700	Planning				
Adopted Budget Control Levels									
Personnel	1,868,280	1,956,200	1,216,690	1,892,660	1,892,660		122,210		
Operating	205,980	393,790	82,280	549,290	249,290		21,670		
Transfers									
Capital									
Total	2,074,260	2,349,990	1,298,970	2,441,950	2,141,950		143,880		


Budget Detail (Information Only)

Fund 1101 GENERAL SERVICES DISTRICT	Department	160701	Planning Administration	Section	0001	Unallocated Subsection
Account						
63111 Civil Service Salaries	1,284,390	1,838,600	845,910	1,844,000	1,844,000	87,900
63152 Overtime-CERS	200	1,800	80	1,800	1,800	
63411 Longevity	4,560	4,580	2,780	4,200	4,200	
63413 Sick Leave	44,640	43,900	46,140	51,600	51,600	
63416 Lump Sum Termination Pay	6,570		930			
63417 Sick Pay Service Credit	27,760					
63511 Pension Contributions	240,230	348,500	148,190	326,900	326,900	15,500
63612 Health Insurance	12,470		9,170			
63615 Life/Health/Dental/Vision	154,140	266,300	102,150	262,300	262,300	11,800
63621 FICA	74,270	117,100	48,230	117,900	117,900	5,500
63622 Unemployment Insurance	2,300	5,220	2,380	4,560	4,560	210
63624 Medicare Expense	16,750	27,400	10,730	27,600	27,600	1,300
63959 Payroll Recovery-Sanitary S		-20,300		-43,000	-43,000	
63964 Payroll Recovery-Grants		-676,900		-705,200	-705,200	
71299 Prof Svc - Other		175,000		300,000		20,000
73101 Property and Casualty Exces	710	2,880	2,220	7,070	7,070	
73102 Property and Casualty Self li	17,110	10,230	260	49,310	49,310	
74101 Required Certification/Trainin	3,500	5,000	2,270	5,000	5,000	
74201 Business Travel	590	1,000	600	1,000	1,000	
75101 Operating Supplies and Exp	16,960	57,000	16,090	40,000	40,000	
75102 Food And Household Items	10					
75104 Newspaper advertising	7,610					
75801 Equipment Under \$5000	1,830	6,070	3,190	6,070	6,070	1,670
76101 Repairs and Maintenance	7,030	7,000	2,000	8,000	8,000	
76201 Vehicle and Equipment Fuel	3,330	3,340	1,310	2,500	2,500	
76331 Vehicle Repairs and Mainte	6,190	2,030	2,800	4,000	4,000	
77801 Dues	600	860	650	860	860	
77802 Subscriptions and Publicatio	1,130	2,080	1,130	2,080	2,080	
78201 Grant Match	5,500					
Section 0001 Total	1,940,380	2,228,690	1,249,210	2,318,550	2,018,550	143,880
Department 160701 Total	1,940,380	2,228,690	1,249,210	2,318,550	2,018,550	143,880



4/2/2014

Operating Budget By Fund and Division




		Current Budget Year			Continuation	New or Expanded Service				
		1	2	3	4	5	6	7	8	9
		2013	2014	2014 YTD	2015	2015	2015	2015	2015	2015
		Actual	Original	Actual	Request	Mayor's	Council	Request	Mayor's	Council
Fund 1101	GENERAL SERVICES DISTRICT		Department	160705	Transportation Planning		Section	0001	Unallocated Subsection	
Account										
71299	Prof Svc - Other	25,000								
78201	Grant Match	108,880	121,300	49,760	123,400	123,400				
	Section 0001 Total	133,880	121,300	49,760	123,400	123,400				
	Department 160705 Total	133,880	121,300	49,760	123,400	123,400				



4/2/2014

Operating Budget By Fund and Division



		Current Budget Year			Continuation		New or Expanded Service			
		1	2	3	4	5	6	7	8	9
		2013	2014	2014 YTD	2015	2015	2015	2015	2015	2015
		Actual	Original	Actual	Request	Mayor's	Council	Request	Mayor's	Council
Fund 1101	GENERAL SERVICES DISTRICT			Department	160800	Purchase of Development Rights				
Adopted Budget Control Levels										
Personnel		106,100	107,220	40,700	112,000	112,000				
Operating		34,440	36,150	32,460	65,600	31,850				
Transfers										
Capital										
Total		140,540	143,370	73,160	177,600	143,850				
Budget Detail (Information Only)										
Fund 1101	GENERAL SERVICES DISTRICT		Department	160801	Purchase of Development Rights		Section	1881	PDR Administrative	
Account										
63111	Civil Service Salaries	74,850	74,800	25,840	83,100	83,100				
63413	Sick Leave	2,810	4,400							
63416	Lump Sum Termination Pay			4,810						
63511	Pension Contributions	13,650	14,100	4,460	14,700	14,700				
63612	Health Insurance	520		380						
63615	Life/Health/Dental/Vision	8,990	7,700	3,070	7,600	7,600				
63621	FICA	4,200	4,900	1,680	5,200	5,200				
63622	Unemployment Insurance	130	220	80	200	200				
63624	Medicare Expense	950	1,100	380	1,200	1,200				
71201	Prof Svc - Legal	10,180	10,000	11,750	27,000	12,000				
71213	Prof Svc - Appraisals	12,000	19,000	16,500	27,000	12,000				
71299	Prof Svc - Other	6,000	4,000	4,500	6,750	3,000				
73101	Property and Casualty Exces	20	150	120	110	110				
73102	Property and Casualty Self li	450		20	740	740				
74201	Business Travel	1,470	2,000	-600	2,000	2,000				
75101	Operating Supplies and Expe	1,720	1,000	130	1,500	1,500				
75801	Equipment Under \$5000	2,600			500	500				
76201	Vehicle and Equipment Fuel			40						
Section 1881 Total		140,540	143,370	73,160	177,600	143,850				
Department 160801 Total		140,540	143,370	73,160	177,600	143,850				



4/2/2014

Operating Budget By Fund and Division

		Current Budget Year				Continuation	New or Expanded Service			
		1	2	3	4	5	6	7	8	9
		2013	2014	2014 YTD	2015	2015	2015	2015	2015	2015
		Actual	Original	Actual	Request	Mayor's	Council	Request	Mayor's	Council
Fund 1101	GENERAL SERVICES DISTRICT			Department 303200	Engineering					
Adopted Budget Control Levels										
Personnel		1,188,560	1,347,200	866,080	1,482,880	1,482,880		65,510	58,600	
Operating		89,970	104,530	182,540	93,350	93,350				
Transfers		-765,000	-775,000		-775,000	-775,000				
Capital										
Total		513,530	676,730	1,048,620	801,230	801,230		65,510	58,600	
Budget Detail (Information Only)										
Fund 1101	GENERAL SERVICES DISTRICT		Department 303201	Engineering Administration			Section 0001	Unallocated Subsection		
Account										
63111	Civil Service Salaries	778,870	1,187,100	594,270	1,036,200	1,036,200		47,500	42,600	
63152	Overtime-CERS		500	50	500	500				
63313	Part Time - Non-CERS			6,430						
63411	Longevity	1,060	950	490	780	780				
63413	Sick Leave	32,320	49,100	41,270	44,200	44,200				
63416	Lump Sum Termination Pay	18,060								
63417	Sick Pay Service Credit	48,510								
63511	Pension Contributions	151,250	224,500	103,830	183,300	183,300		8,400	7,500	
63612	Health Insurance	5,200		4,580						
63615	Life/Health/Dental/Vision	93,650	158,600	71,770	132,500	132,500		5,900	5,200	
63621	FICA	47,490	76,800	34,120	67,100	67,100		2,900	2,600	
63622	Unemployment Insurance	1,500	3,450	1,680	2,600	2,600		110	100	
63624	Medicare Expense	10,650	18,000	7,590	15,700	15,700		700	600	
63959	Payroll Recovery-Sanitary S		-184,200							
63999	Payroll Recovery-Other		-187,600							
71212	Prof Svc - Mowing	510								
71299	Prof Svc - Other	4,460								
71303	Rent/Lease - Equipment		6,400	3,020	1,570	1,570				
72101	Electric		430							
72203	Cell Phones	5,380	12,600	3,010	5,500	5,500				
73101	Property and Casualty Exces	90	150	120	1,810	1,810				
73102	Property and Casualty Self I	2,120	1,860	20	12,590	12,590				
74201	Business Travel	60	90	90	90	90				
75101	Operating Supplies and Expi	7,480	12,600	5,260	9,000	9,000				
75601	Clothing/Equipment - Other	1,300	850	190	850	850				
75801	Equipment Under \$5000	11,100	9,000	1,650	9,000	9,000				
76101	Repairs and Maintenance	1,530	4,550	1,210	1,150	1,150				
76201	Vehicle and Equipment Fuel	33,260	30,130	12,640	25,000	25,000				
76331	Vehicle Repairs and Mainte	20,650	14,820	8,410	15,600	15,600				
77801	Dues	830	650	550	650	650				
77802	Subscriptions and Publicatio	320	590	150	590	590				
81607	Transfer from Municipal Aid	-765,000	-775,000		-775,000	-775,000				
	Section 0001 Total	512,650	666,920	902,400	791,280	791,280		65,510	58,600	
	Department 303201 Total	512,650	666,920	902,400	791,280	791,280		65,510	58,600	



4/2/2014

Operating Budget By Fund and Division

		Current Budget Year			Continuation	New or Expanded Service			
		2	3	4	5	6	7	8	9
		2014	2014 YTD	2015	2015	2015	2015	2015	2015
		Original	Actual	Request	Mayor's	Council	Request	Mayor's	Council
Fund 1101	GENERAL SERVICES DISTRICT	Department	303202	Design and Engineering Service		Section	3221	Design and Engineering Serv Adm	
Account									
71205	Prof Svc - Engineer	9,810		9,950	9,950				
	Section 3221 Total	9,810		9,950	9,950				
Fund 1101	GENERAL SERVICES DISTRICT	Department	303202	Design and Engineering Service		Section	3222	Engineering Roadways	
Account									
78201	Grant Match	860	146,220						
	Section 3222 Total	860	146,220						
Fund 1101	GENERAL SERVICES DISTRICT	Department	303202	Design and Engineering Service		Section	3225	Engineering Trails	
Account									
78201	Grant Match	20							
	Section 3225 Total	20							
	Department 303202 Total	880	9,810	146,220	9,950				



4/2/2014

Operating Budget By Fund and Division

Current Budget Year

Continuation

New or Expanded Service

	1 2013 Actual	2 2014 Original	3 2014 YTD Actual	4 2015 Request	5 2015 Mayor's	6 2015 Council	7 2015 Request	8 2015 Mayor's	9 2015 Council
Fund 1101 GENERAL SERVICES DISTRICT			Department	505800	Code Enforcement				
Adopted Budget Control Levels									
Personnel	1,410,670	1,566,870	893,150	1,502,180	1,502,180		31,950		
Operating	182,150	443,550	167,160	493,890	476,090				
Transfers									
Capital									
Total	1,592,820	2,010,420	1,060,310	1,996,070	1,978,270		31,950		


Budget Detail (Information Only)

Fund 1101 GENERAL SERVICES DISTRICT	Department	505801	Code Enforcement Administration	Section	0001	Unallocated Subsection
Account						
63111 Civil Service Salaries	960,170	1,056,100	623,200	1,020,000	1,020,000	20,700
63152 Overtime-CERS	690	2,300	1,780	2,300	2,300	
63411 Longevity	3,720	3,730	2,300	3,440	3,440	
63413 Sick Leave	28,740	32,200	29,220	33,300	33,300	
63416 Lump Sum Termination Pay	14,600		410			
63417 Sick Pay Service Credit	27,450		190			
63511 Pension Contributions	180,860	200,600	109,630	181,200	181,200	3,700
63612 Health Insurance	8,310		5,730			
63615 Life/Health/Dental/Vision	115,200	185,100	75,320	178,300	178,300	5,900
63621 FICA	56,430	67,900	35,680	65,700	65,700	1,300
63622 Unemployment Insurance	1,770	3,040	1,760	2,540	2,540	50
63624 Medicare Expense	12,730	15,900	7,930	15,400	15,400	300
72203 Cell Phones	4,850	5,000	2,860	5,500	5,500	
73101 Property and Casualty Exces	510	1,520	1,170	3,460	3,460	
73102 Property and Casualty Self I	12,230	7,440	140	24,120	24,120	
73305 Recovery - Totaled Vehicles			-5,400			
74101 Required Certification/Traini	1,780	1,000	800	2,500	2,500	
74102 Conferences and Other Trai	330			2,500	2,500	
75101 Operating Supplies and Exp	31,430	32,200	23,410	50,000	32,200	
75104 Newspaper advertising	3,350	3,000	500	3,000	3,000	
75601 Clothing/Equipment - Other				4,000	4,000	
75801 Equipment Under \$5000	950	1,500		1,500	1,500	
76101 Repairs and Maintenance		2,000		2,000	2,000	
76201 Vehicle and Equipment Fuel	29,720	33,600	13,000	24,000	24,000	
76331 Vehicle Repairs and Mainte	19,560	23,370	21,110	38,000	38,000	
76332 Vehicle Washes And Supplie	910	910		910	910	
77801 Dues	580	680	350	1,000	1,000	
77802 Subscriptions and Publicatio	190	430		500	500	
Section 0001 Total	1,517,060	1,679,520	951,090	1,665,170	1,647,370	31,950
Department 505801 Total	1,517,060	1,679,520	951,090	1,665,170	1,647,370	31,950



4/2/2014

Operating Budget By Fund and Division



		Current Budget Year				Continuation	New or Expanded Service			
		1	2	3	4	5	6	7	8	9
		2013	2014	2014 YTD	2015	2015	2015	2015	2015	2015
		Actual	Original	Actual	Request	Mayor's	Council	Request	Mayor's	Council
Fund 1101	GENERAL SERVICES DISTRICT		Department	505802	Nuisance		Section	5812	Code Weeds, Trash, and Debris	
Account										
71212	Prof Svc - Mowing	63,440	200,000	58,630	200,000	200,000				
	Section 5812 Total	63,440	200,000	58,630	200,000	200,000				
	Department 505802 Total	63,440	200,000	58,630	200,000	200,000				



4/2/2014


Operating Budget By Fund and Division

		Current Budget Year			Continuation	New or Expanded Service			
		2	3	4	5	6	7	8	9
		2014	2014 YTD	2015	2015	2015	2015	2015	2015
		Original	Actual	Request	Mayor's	Council	Request	Mayor's	Council
Fund 1101 GENERAL SERVICES DISTRICT		Department	505803 Housing - Sidewalks			Section	0001 Unallocated Subsection		
Account									
78104	Assistance-Sidewalk Loans	75,000	21,510	75,000	75,000				
	Section 0001 Total	75,000	21,510	75,000	75,000				
	Department 505803 Total	75,000	21,510	75,000	75,000				



4/2/2014

Operating Budget By Fund and Division




		Current Budget Year				Continuation	New or Expanded Service			
		1	2	3	4	5	6	7	8	9
		2013	2014	2014 YTD	2015	2015	2015	2015	2015	2015
		Actual	Original	Actual	Request	Mayor's	Council	Request	Mayor's	Council
Fund 1101	GENERAL SERVICES DISTRICT		Department	505804	Demolitions		Section	5821	Demolitions	
Account										
71299	Prof Svc - Other	7,080	51,850	25,400	51,850	51,850				
	Section 5821 Total	7,080	51,850	25,400	51,850	51,850				
Fund 1101	GENERAL SERVICES DISTRICT		Department	505804	Demolitions		Section	5822	Board-Ups	
Account										
71207	Prof Svc - Outside Labor	4,770	4,050	3,680	4,050	4,050				
71299	Prof Svc - Other	470								
	Section 5822 Total	5,240	4,050	3,680	4,050	4,050				
	Department 505804 Total	12,320	55,900	29,080	55,900	55,900				



4/2/2014

Operating Budget By Fund and Division



		Current Budget Year			Continuation		New or Expanded Service			
		1	2	3	4	5	6	7	8	9
		2013	2014	2014 YTD	2015	2015	2015	2015	2015	2015
		Actual	Original	Actual	Request	Mayor's	Council	Request	Mayor's	Council
Fund 1101	GENERAL SERVICES DISTRICT			Department	505900	Building Inspection				
Adopted Budget Control Levels										
Personnel		1,827,790	2,093,840	1,252,780	2,010,380	2,010,380		100,370		
Operating		139,440	175,430	56,530	189,900	189,900				
Transfers										
Capital										
Total		1,967,230	2,269,270	1,309,310	2,200,280	2,200,280		100,370		

Budget Detail (Information Only)

Fund	1101	GENERAL SERVICES DISTRICT	Department	505901	Building Inspection Administration	Section	0001	Unallocated Subsection
Account								
63111	Civil Service Salaries	1,291,380	1,428,500	849,100	1,385,600	1,385,600		70,500
63152	Overtime-CERS	1,030	2,000	1,540	2,000	2,000		
63311	Temporary	11,660	3,000	970	3,000	3,000		
63411	Longevity	2,310	2,670	1,440	1,770	1,770		
63413	Sick Leave	30,440	31,500	28,170	28,700	28,700		
63416	Lump Sum Termination Pay			10,910				
63417	Sick Pay Service Credit			30,520				
63511	Pension Contributions	237,790	270,700	154,100	245,500	245,500		12,500
63612	Health Insurance	11,430		8,780				
63615	Life/Health/Dental/Vision	155,190	239,100	102,540	231,700	231,700		11,800
63621	FICA	73,260	91,000	50,900	88,100	88,100		4,400
63622	Unemployment Insurance	2,280	4,070	2,510	3,410	3,410		170
63624	Medicare Expense	16,520	21,300	11,300	20,600	20,600		1,000
63966	Payroll Recovery-Risk Mgmt	-5,500						
71206	Prof Svc - Architect		2,500		2,500	2,500		
71299	Prof Svc - Other	5,310	10,680		10,680	10,680		
71303	Rent/Lease - Equipment					4,000		
72203	Cell Phones	7,920	24,000	14,750	24,000	24,000		
73101	Property and Casualty Exces	1,900	2,130	1,640	8,990	8,990		
73102	Property and Casualty Self I	46,000	53,010	200	62,640	62,640		
74101	Required Certification/Traini	7,090	10,000	1,440	10,000	10,000		
75101	Operating Supplies and Exp	17,460	17,900	9,700	14,900	14,900		
75801	Equipment Under \$5000	5,970	1,470	540	5,970	5,970		
76101	Repairs and Maintenance	2,240	2,500	1,260	4,000			
76201	Vehicle and Equipment Fuel	23,070	25,870	7,500	14,000	14,000		
76331	Vehicle Repairs and Mainte	17,700	18,150	12,030	22,000	22,000		
77801	Dues	2,330	3,680	1,880	3,680	3,680		
77802	Subscriptions and Publicatio	2,450	3,540	5,590	6,540	6,540		
Section 0001 Total		1,967,230	2,269,270	1,309,310	2,200,280	2,200,280		100,370
Department 505901 Total		1,967,230	2,269,270	1,309,310	2,200,280	2,200,280		100,370



4/2/2014


Operating Budget By Fund and Division

		Current Budget Year			Continuation		New or Expanded Service			
		1 2013 Actual	2 2014 Original	3 2014 YTD Actual	4 2015 Request	5 2015 Mayor's	6 2015 Council	7 2015 Request	8 2015 Mayor's	9 2015 Council
Fund 1101	GENERAL SERVICES DISTRICT			Department	160600	Office of Internal Audit				
Adopted Budget Control Levels										
Personnel		498,170	530,980	358,330	530,640	530,640		122,210		
Operating		150,680	63,490	24,670	162,100	62,100		12,100		
Transfers										
Capital										
Total		648,850	594,470	383,000	692,740	592,740		134,310		
Budget Detail (Information Only)										
Fund 1101	GENERAL SERVICES DISTRICT		Department	160601	Internal Audit Administration		Section	0001	Unallocated Subsection	
Account										
63111	Civil Service Salaries	354,340	379,500	253,200	383,100	383,100			87,900	
63413	Sick Leave	8,910	10,200	10,160	10,600	10,600				
63511	Pension Contributions	64,620	71,700	44,200	67,700	67,700			15,500	
63612	Health Insurance	2,600		1,910						
63615	Life/Health/Dental/Vision	42,670	38,600	30,580	38,200	38,200			11,800	
63621	FICA	19,920	24,200	14,370	24,400	24,400			5,500	
63622	Unemployment Insurance	620	1,080	710	940	940			210	
63624	Medicare Expense	4,490	5,700	3,200	5,700	5,700			1,300	
71202	Prof Svc - Finance	115,350			100,000					
71299	Prof Svc - Other	6,120	18,000	5,500	18,000	18,000				
71303	Rent/Lease - Equipment				800	800				
72204	Network Connectivity			40	600	600				
73101	Property and Casualty Exces	240	610	470	990	990				
73102	Property and Casualty Self Li	5,800	4,650	60	6,880	6,880				
74101	Required Certification/Trainin	10,420	15,000	11,000	15,000	15,000			6,000	
74201	Business Travel	80	1,620		1,000	1,000				
75101	Operating Supplies and Expe	2,260	2,830	1,960	2,830	2,830				
75801	Equipment Under \$5000	2,520	5,500	890	4,000	4,000				
76101	Repairs and Maintenance	3,520	3,780		3,000	3,000				
76102	Software Maintenance		4,000	2,250	4,000	4,000			4,500	
77801	Dues	1,910	5,250	2,210	3,000	3,000			800	
77802	Subscriptions and Publicatio	2,460	2,250	290	2,000	2,000			800	
Section 0001 Total		648,850	594,470	383,000	692,740	592,740			134,310	
Department 160601 Total		648,850	594,470	383,000	692,740	592,740			134,310	



4/2/2014

Operating Budget By Fund and Division




		Current Budget Year			Continuation		New or Expanded Service			
		1	2	3	4	5	6	7	8	9
		2013	2014	2014 YTD	2015	2015	2015	2015	2015	2015
		Actual	Original	Actual	Request	Mayor's	Council	Request	Mayor's	Council
Fund 1101	GENERAL SERVICES DISTRICT			Department 210100	CIO					
Adopted Budget Control Levels										
Personnel			204,130	52,840	163,000	163,000				
Operating			35,000	1,720	7,630	7,630		700,000	700,000	
Transfers										
Capital										
Total			239,130	54,560	170,630	170,630		700,000	700,000	
Budget Detail (Information Only)										
Fund 1101	GENERAL SERVICES DISTRICT		Department	210101	CIO		Section 0001	Unallocated	Subsection	
Account										
63121	Non-Civil Service Salaries		154,900	38,460						
63122	Appointed Officials				123,700	123,700				
63511	Pension Contributions		29,300	6,800	21,900	21,900				
63615	Life/Health/Dental/Vision		7,700	4,720	7,600	7,600				
63621	FICA		9,600	2,260	7,700	7,700				
63622	Unemployment Insurance		430	110	300	300				
63624	Medicare Expense		2,200	490	1,800	1,800				
71208	Prof Svc - Information Servic		35,000	1,720				700,000	700,000	
73101	Property and Casualty Exces				20	20				
73102	Property and Casualty Self li				110	110				
74102	Conferences and Other Trair				7,500	7,500				
Section 0001 Total			239,130	54,560	170,630	170,630		700,000	700,000	
Department 210101 Total			239,130	54,560	170,630	170,630		700,000	700,000	



4/2/2014

Operating Budget By Fund and Division



		Current Budget Year			Continuation	New or Expanded Service				
		1	2	3	4	5	6	7	8	9
		2013	2014	2014 YTD	2015	2015	2015	2015	2015	2015
		Actual	Original	Actual	Request	Mayor's	Council	Request	Mayor's	Council
Fund 1101	GENERAL SERVICES DISTRICT			Department	202500	Computer Services				
Adopted Budget Control Levels										
Personnel		2,482,920	2,679,750	1,708,380	2,591,540	2,591,540				
Operating		1,981,220	2,722,650	1,446,570	3,096,600	2,894,350		51,400	51,400	
Transfers										
Capital			90,000		280,000	280,000				
Total		4,464,140	5,492,400	3,154,950	5,968,140	5,765,890		51,400	51,400	

Budget Detail (Information Only)

Fund	1101	GENERAL SERVICES DISTRICT	Department	202501	Mainframe	Section	0001	Unallocated Subsection
Account								
63111	Civil Service Salaries	294,430	354,900	238,120	364,600			364,600
63152	Overtime-CERS	190	1,000	210	800			800
63411	Longevity	1,210	1,210	820	1,210			1,210
63413	Sick Leave	11,180	10,500	17,350	15,800			15,800
63511	Pension Contributions	53,950	67,500	41,840	64,800			64,800
63612	Health Insurance	2,600		1,910				
63615	Life/Health/Dental/Vision	35,360	44,500	28,820	43,400			43,400
63621	FICA	16,610	22,800	13,630	23,700			23,700
63622	Unemployment Insurance	520	1,020	670	920			920
63624	Medicare Expense	3,740	5,300	3,030	5,500			5,500
71208	Prof Svc - Information Servic		14,000	6,800	15,000			15,000
71299	Prof Svc - Other	11,770						
73101	Property and Casualty Exces				11,750			11,750
73102	Property and Casualty Self li				81,900			81,900
76101	Repairs and Maintenance	28,990	52,900	17,560	57,850			57,850
76102	Software Maintenance	24,470	27,600	12,160	28,600			28,600
Section 0001 Total		485,020	603,230	382,920	715,830			715,830
Department 202501 Total		485,020	603,230	382,920	715,830			715,830



4/2/2014


Operating Budget By Fund and Division

		Current Budget Year		Continuation		New or Expanded Service				
		1	2	3	4	5	6	7	8	9
		2013	2014	2014 YTD	2015	2015	2015	2015	2015	2015
		Actual	Original	Actual	Request	Mayor's	Council	Request	Mayor's	Council
Fund	1101 GENERAL SERVICES DISTRICT		Department	202502	Info Tech		Section	0001	Unallocated	Subsection
Account										
63111	Civil Service Salaries	377,470	381,600	256,820	385,900	385,900				
63152	Overtime-CERS	30	2,000		1,000	1,000				
63411	Longevity	620	640	430	660	660				
63413	Sick Leave	11,620	10,500	11,860	10,700	10,700				
63511	Pension Contributions	68,980	72,600	44,910	68,500	68,500				
63612	Health Insurance	3,120		2,290						
63615	Life/Health/Dental/Vision	45,370	54,000	31,010	53,400	53,400				
63621	FICA	21,230	24,500	14,600	24,700	24,700				
63622	Unemployment Insurance	660	1,090	720	960	960				
63624	Medicare Expense	4,790	5,700	3,250	5,800	5,800				
71208	Prof Svc - Information Servic		13,500		13,500	13,500				
71299	Prof Svc - Other	450								
71303	Rent/Lease - Equipment							51,400	51,400	
74201	Business Travel	3,470	2,500	1,520	3,500	3,500				
75801	Equipment Under \$5000	81,930	85,000	60,890	85,000	85,000				
76101	Repairs and Maintenance	2,480	40,500	1,930	40,500	40,500				
76102	Software Maintenance	18,060	93,800	6,090	145,000	145,000				
96203	Desktops and Laptops				180,000	180,000				
	Section 0001 Total	640,280	787,930	436,320	1,019,120	1,019,120		51,400	51,400	
	Department 202502 Total	640,280	787,930	436,320	1,019,120	1,019,120		51,400	51,400	



4/2/2014

Operating Budget By Fund and Division



		Current Budget Year			Continuation	New or Expanded Service				
		1	2	3	4	5	6	7	8	9
		2013	2014	2014 YTD	2015	2015	2015	2015	2015	2015
		Actual	Original	Actual	Request	Mayor's	Council	Request	Mayor's	Council
Fund 1101	GENERAL SERVICES DISTRICT		Department	202503	Applications/GIS		Section	0001	Unallocated Subsection	
Account										
63111	Civil Service Salaries	684,930	775,000	431,180	694,900	694,900				
63152	Overtime-CERS	230	2,000		1,000	1,000				
63411	Longevity	2,720	2,700	1,810	2,740	2,740				
63413	Sick Leave	17,980	18,200	17,420	15,100	15,100				
63416	Lump Sum Termination Pay			4,100						
63511	Pension Contributions	126,080	147,300	75,520	123,500	123,500				
63612	Health Insurance	4,160		3,060						
63615	Life/Health/Dental/Vision	82,220	98,400	52,050	86,700	86,700				
63621	FICA	38,690	49,500	24,810	44,300	44,300				
63622	Unemployment Insurance	1,180	2,210	1,220	1,710	1,710				
63624	Medicare Expense	8,730	11,600	5,520	10,300	10,300				
63952	Payroll Recovery-Full Urban		-11,900							
63959	Payroll Recovery-Sanitary S		-11,900							
63962	Payroll Recovery-E911		-8,400							
71208	Prof Svc - Information Servic		75,000	40,880	338,100	200,000				
71299	Prof Svc - Other	27,670								
76101	Repairs and Maintenance		3,000		3,000	3,000				
76102	Software Maintenance	213,810	248,420	238,560	237,000	237,000				
Section 0001 Total		1,208,400	1,401,130	896,130	1,558,350	1,420,250				
Department 202503 Total		1,208,400	1,401,130	896,130	1,558,350	1,420,250				



4/2/2014

Operating Budget By Fund and Division

		Current Budget Year			Continuation	New or Expanded Service				
		1	2	3	4	5	6	7	8	9
		2013	2014	2014 YTD	2015	2015	2015	2015	2015	2015
		Actual	Original	Actual	Request	Mayor's	Council	Request	Mayor's	Council
Fund	1101 GENERAL SERVICES DISTRICT		Department	202504	Security/Communications		Section	0001	Unallocated Subsection	
Account										
63111	Civil Service Salaries	241,870	233,400	161,310	236,100	236,100				
63152	Overtime-CERS	60	2,000	100	1,000	1,000				
63413	Sick Leave	10,420	9,700	10,060	7,200	7,200				
63511	Pension Contributions	44,120	44,500	28,170	41,900	41,900				
63612	Health Insurance	2,080		1,530						
63615	Life/Health/Dental/Vision	29,040	30,800	19,480	30,500	30,500				
63621	FICA	13,580	15,200	9,160	15,100	15,100				
63622	Unemployment Insurance	420	680	450	590	590				
63624	Medicare Expense	3,060	3,600	2,040	3,500	3,500				
71208	Prof Svc - Information Servic		82,000		71,500	71,500				
71299	Prof Svc - Other	4,480		53,570						
72202	Landline Phones	275,570	526,000	177,270	225,000	225,000				
75801	Equipment Under \$5000	12,820	3,500	650	3,500	3,500				
76101	Repairs and Maintenance		104,000		110,000	110,000				
76102	Software Maintenance	94,780	3,510		3,500	3,500				
Section 0001 Total		732,300	1,058,890	463,790	749,390	749,390				
Department 202504 Total		732,300	1,058,890	463,790	749,390	749,390				



4/2/2014


Operating Budget By Fund and Division

		Current Budget Year				Continuation	New or Expanded Service			
		1 2013 Actual	2 2014 Original	3 2014 YTD Actual	4 2015 Request	5 2015 Mayor's	6 2015 Council	7 2015 Request	8 2015 Mayor's	9 2015 Council
Fund	1101 GENERAL SERVICES DISTRICT		Department	202505	Computer Services Admin		Section	0001	Unallocated Subsection	
Account										
63111	Civil Service Salaries	152,190	142,100	101,500	143,500	143,500				
63152	Overtime-CERS		1,000		500	500				
63411	Longevity	370	390	260	390	390				
63413	Sick Leave	6,690	5,900	6,820	6,000	6,000				
63511	Pension Contributions	27,820	27,100	17,760	25,500	25,500				
63612	Health Insurance	1,560		1,150						
63615	Life/Health/Dental/Vision	18,280	15,400	12,260	15,300	15,300				
63621	FICA	8,560	9,300	5,780	9,300	9,300				
63622	Unemployment Insurance	270	410	290	360	360				
63624	Medicare Expense	1,930	2,200	1,280	2,200	2,200				
71208	Prof Svc - Information Servic	83,940	281,600	65,830	231,000	231,000				
72203	Cell Phones	740	800	220	1,200	1,200				
72205	Cloud and Managed Service	360	1,200	520	153,950	89,800				
72303	Equipment Communications	17,060	46,500	16,490	100,000	100,000				
73101	Property and Casualty Exces	5,890	32,940	25,470						
73102	Property and Casualty Self I	142,740	7,440	3,070						
74101	Required Certification/Trainin	250	5,000	5,090	10,000	10,000				
74102	Conferences and Other Trair			2,080						
75101	Operating Supplies and Expi	80,780	111,290	24,450	107,100	107,100				
75103	Software - Operating	1,360	8,000	4,410	8,000	8,000				
76101	Repairs and Maintenance	306,260	339,100	190,450	353,200	353,200				
76102	Software Maintenance	539,400	510,800	490,230	655,200	655,200				
77802	Subscriptions and Publicatio	1,690	2,750	380	2,750	2,750				
96203	Desktops and Laptops		90,000							
96207	Network Components				100,000	100,000				
Section 0001 Total		1,398,140	1,641,220	975,790	1,925,450	1,861,300				
Department 202505 Total		1,398,140	1,641,220	975,790	1,925,450	1,861,300				



4/2/2014

Operating Budget By Fund and Division



		Current Budget Year			Continuation		New or Expanded Service			
		1	2	3	4	5	6	7	8	9
		2013	2014	2014 YTD	2015	2015	2015	2015	2015	2015
		Actual	Original	Actual	Request	Mayor's	Council	Request	Mayor's	Council
Fund 1101	GENERAL SERVICES DISTRICT			Department	210200	Division of Enterprise Solutions				
Adopted Budget Control Levels										
Personnel		842,770	969,990	630,510	950,080	950,080				
Operating		128,180	209,160	39,610	200,780	200,780				
Transfers										
Capital										
Total		970,950	1,179,150	670,120	1,150,860	1,150,860				

Budget Detail (Information Only)

Fund	1101	GENERAL SERVICES DISTRICT	Department	210201	Enterprise Solutions	Section	0001	Unallocated Subsection
Account								
63111	Civil Service Salaries	594,470	687,000	442,570	678,800	678,800		
63411	Longevity	790	820	550	800	800		
63413	Sick Leave	22,700	22,500	20,140	18,700	18,700		
63416	Lump Sum Termination Pay			1,310				
63511	Pension Contributions	107,770	129,900	77,340	120,100	120,100		
63612	Health Insurance	3,640		3,060				
63615	Life/Health/Dental/Vision	71,510	73,500	53,450	76,600	76,600		
63621	FICA	33,320	44,000	25,230	43,300	43,300		
63622	Unemployment Insurance	1,060	1,970	1,250	1,680	1,680		
63624	Medicare Expense	7,510	10,300	5,610	10,100	10,100		
71207	Prof Svc - Outside Labor			1,790				
71208	Prof Svc - Information Servic	78,660	165,000	10,700	150,000	150,000		
71299	Prof Svc - Other	11,520						
73101	Property and Casualty Exces	160	910	710	960	960		
73102	Property and Casualty Self I	3,930		80	6,670	6,670		
74101	Required Certification/Traini	27,250	40,500	16,170	40,500	40,500		
74102	Conferences and Other Trai	4,560		9,020				
75101	Operating Supplies and Exp	1,700	2,250	630	1,050	1,050		
75801	Equipment Under \$5000			320	1,200	1,200		
77802	Subscriptions and Publicatio	400	500	190	400	400		
Section 0001 Total		970,950	1,179,150	670,120	1,150,860	1,150,860		
Department 210201 Total		970,950	1,179,150	670,120	1,150,860	1,150,860		



4/2/2014

Operating Budget By Fund and Division

Current Budget Year

Continuation

New or Expanded Service

	1 2013 Actual	2 2014 Original	3 2014 YTD Actual	4 2015 Request	5 2015 Mayor's	6 2015 Council	7 2015 Request	8 2015 Mayor's	9 2015 Council
Fund 1101 GENERAL SERVICES DISTRICT			Department 194100	Law					
Adopted Budget Control Levels									
Personnel	1,824,900	1,817,470	1,196,780	1,730,810	1,730,810		75,630		
Operating	320,040	278,330	153,710	432,660	457,660				
Transfers									
Capital	5,410								
Total	2,150,350	2,095,800	1,350,490	2,163,470	2,188,470		75,630		

Budget Detail (Information Only)

Fund 1101 GENERAL SERVICES DISTRICT	Department 160903	Claims Administration	Section 0001	Unallocated Subsection
Account				
63511 Pension Contributions	-10			
63615 Life/Health/Dental/Vision	10			
Section 0001 Total				
Department 160903 Total				



4/2/2014

Operating Budget By Fund and Division

		Current Budget Year				Continuation	New or Expanded Service		
		1	2	3	4	5	6	7	8
		2013	2014	2014 YTD	2015	2015	2015	2015	2015
		Actual	Original	Actual	Request	Mayor's	Council	Request	Mayor's
Fund	1101 GENERAL SERVICES DISTRICT		Department	194101 Law Administration			Section	1961 Corporate Administration	9
Account									2015 Council
63111	Civil Service Salaries	1,048,070	1,183,100	722,310	1,284,500	1,284,500		55,600	
63121	Non-Civil Service Salaries	95,880	95,800	37,440					
63122	Appointed Officials	113,990	120,000	76,020	121,100	121,100			
63313	Part Time - Non-CERS	14,830	22,000	13,320	22,000	22,000			
63411	Longevity	490	290	200	310	310			
63413	Sick Leave	23,560	31,000	28,140	30,900	30,900			
63416	Lump Sum Termination Pay	7,820		3,780					
63417	Sick Pay Service Credit	31,100							
63511	Pension Contributions	235,180	268,500	145,900	252,300	252,300		9,800	
63612	Health Insurance	10,390		7,260					
63615	Life/Health/Dental/Vision	151,070	175,600	100,900	167,900	167,900		5,900	
63621	FICA	73,630	90,000	48,360	90,400	90,400		3,400	
63622	Unemployment Insurance	2,290	3,980	2,390	3,500	3,500		130	
63624	Medicare Expense	16,600	21,100	10,760	21,200	21,200		800	
63952	Payroll Recovery-Full Urban		-26,900		-10,500	-10,500			
63959	Payroll Recovery-Sanitary S		-87,600		-98,000	-98,000			
63960	Payroll Recovery-Landfill		-11,800		-77,300	-77,300			
63999	Payroll Recovery-Other		-67,600		-77,500	-77,500			
71201	Prof Svc - Legal	30,860	50,000	29,120	175,000	200,000			
71208	Prof Svc - Information Servic	1,110							
71299	Prof Svc - Other	36,980	37,000	45,190	37,000	37,000			
73101	Property and Casualty Exces	960	2,130	1,640	6,390	6,390			
73102	Property and Casualty Self I	23,100	18,600	200	44,550	44,550			
74101	Required Certification/Traini	2,430	2,500		3,600	3,600			
74201	Business Travel	610	800	100	800	800			
75101	Operating Supplies and Expi	49,590	63,300	24,570	12,000	12,000			
75801	Equipment Under \$5000	3,540	2,500	200	4,100	4,100			
76101	Repairs and Maintenance	7,950	3,400	640	1,250	1,250			
76102	Software Maintenance	1,400	5,100		8,050	8,050			
77801	Dues	3,550	6,300	6,040	7,020	7,020			
77802	Subscriptions and Publicatio	27,440	36,700	21,020	38,300	38,300			
78321	Claims And Judgment Exper	43,210	50,000	24,990					
78322	Legal-Warning Order Attorne				12,000	12,000			
78323	Legal-Indigent Attorney Fees				30,000	30,000			
78324	Legal-Fayette County M. C. I				15,000	15,000			
78325	Filing Fees-Service of Proce				13,000	13,000			
78326	Filing Fees-Courts				24,000	24,000			
78327	Filing Fees-Land Records				600	600			
96402	Copy Machine	5,410							
	Section 1961 Total	2,063,040	2,095,800	1,350,490	2,163,470	2,188,470		75,630	
Fund	1101 GENERAL SERVICES DISTRICT		Department	194101 Law Administration			Section	1984 Law Collections	
Account									
78311	Bad Debt Expense	87,310							
	Section 1984 Total	87,310							
	Department 194101 Total	2,150,350	2,095,800	1,350,490	2,163,470	2,188,470		75,630	



4/2/2014

Operating Budget By Fund and Division

		Current Budget Year			Continuation	New or Expanded Service				
		1 2013 Actual	2 2014 Original	3 2014 YTD Actual	4 2015 Request	5 2015 Mayor's	6 2015 Council	7 2015 Request	8 2015 Mayor's	9 2015 Council
Fund 1101	GENERAL SERVICES DISTRICT			Department	202100	Finance Administration				
Adopted Budget Control Levels										
Personnel		484,120	504,170	339,610		504,820	504,820			
Operating		175,370	287,030	123,680		232,590	232,590			
Transfers		61,180	63,000	35,990		63,000	63,000			
Capital										
Total		720,670	854,200	499,280		800,410	800,410			


Budget Detail (Information Only)

Fund	1101	GENERAL SERVICES DISTRICT	Department	202101	Finance Commissioners Office	Section	2011	Finance Administration
Account								
63111	Civil Service Salaries	159,340	240,800	151,090	243,200	243,200		
63122	Appointed Officials	179,820	115,000	86,240	116,100	116,100		
63411	Longevity	500	740	480	720	720		
63413	Sick Leave	6,400	12,400	13,310	13,500	13,500		
63416	Lump Sum Termination Pay	9,790						
63511	Pension Contributions	61,880	67,400	41,510	63,600	63,600		
63612	Health Insurance	1,040		1,150				
63615	Life/Health/Dental/Vision	40,700	38,600	28,660	38,200	38,200		
63621	FICA	19,620	22,900	13,500	23,200	23,200		
63622	Unemployment Insurance	600	1,030	670	900	900		
63624	Medicare Expense	4,430	5,300	3,000	5,400	5,400		
71201	Prof Svc - Legal	3,370	6,000	6,000	6,000	6,000		
71202	Prof Svc - Finance	123,120	128,000	86,850	159,080	159,080		
71207	Prof Svc - Outside Labor	110						
71299	Prof Svc - Other		4,000	760	4,000	4,000		
71303	Rent/Lease - Equipment		2,150	560	2,230	2,230		
72101	Electric	3,260	3,760	2,360	3,760	3,760		
72103	Water	450	560	320	560	560		
72104	Sewer User Fee	1,850	1,390	1,340	1,910	1,910		
72105	Landfill User Fee	630	450	470	780	780		
72107	Water Quality Management I	1,180	700	1,090	1,710	1,710		
73101	Property and Casualty Exces	90	610	470	730	730		
73102	Property and Casualty Self Ii	2,220		60	5,080	5,080		
74102	Conferences and Other Trai				4,500	4,500		
74201	Business Travel		5,000	2,040	3,000	3,000		
75101	Operating Supplies and Exp	3,370	6,260	3,080	6,400	6,400		
75801	Equipment Under \$5000			2,800	3,000	3,000		
76101	Repairs and Maintenance	600		50				
76102	Software Maintenance		2,000					
77802	Subscriptions and Publicatio	160	1,150	580	1,850	1,850		
78701	Bank Charges	34,960	125,000	14,850	28,000	28,000		
	Section 2011 Total	659,490	791,200	463,290	737,410	737,410		
	Department 202101 Total	659,490	791,200	463,290	737,410	737,410		



4/2/2014

Operating Budget By Fund and Division




		Current Budget Year				Continuation	New or Expanded Service			
		1	2	3	4	5	6	7	8	9
		2013	2014	2014 YTD	2015	2015	2015	2015	2015	2015
		Actual	Original	Actual	Request	Mayor's	Council	Request	Mayor's	Council
Fund 1101	GENERAL SERVICES DISTRICT		Department	505004	City Retirees Pension		Section	0001	Unallocated Subsection	
Account										
81599	Transfer to Other	61,180	63,000	35,990	63,000	63,000				
	Section 0001 Total	61,180	63,000	35,990	63,000	63,000				
	Department 505004 Total	61,180	63,000	35,990	63,000	63,000				



4/2/2014

Operating Budget By Fund and Division



		Current Budget Year			Continuation		New or Expanded Service			
		1	2	3	4	5	6	7	8	9
		2013	2014	2014 YTD	2015	2015	2015	2015	2015	2015
		Actual	Original	Actual	Request	Mayor's	Council	Request	Mayor's	Council
Fund 1101	GENERAL SERVICES DISTRICT			Department 160100	Budgeting					
Adopted Budget Control Levels										
Personnel		419,590	459,810	283,990	462,600	462,600				
Operating		7,990	12,740	2,490	68,300	68,300				
Transfers										
Capital		750								
Total		428,330	472,550	286,480	530,900	530,900				
Budget Detail (Information Only)										
Fund 1101	GENERAL SERVICES DISTRICT		Department	160101	Budgeting		Section	0001	Unallocated	Subsection
Account										
63111	Civil Service Salaries	294,330	323,600	191,850	329,900	329,900				
63152	Overtime-CERS	200	600	120	600	600				
63413	Sick Leave	3,790	3,900	3,870	3,900	3,900				
63416	Lump Sum Termination Pay	8,960		5,280						
63417	Sick Pay Service Credit			8,180						
63511	Pension Contributions	53,730	61,200	34,990	58,400	58,400				
63612	Health Insurance	2,080		1,530						
63615	Life/Health/Dental/Vision	35,190	44,500	23,210	43,400	43,400				
63621	FICA	16,950	20,300	11,780	20,700	20,700				
63622	Unemployment Insurance	530	910	580	800	800				
63624	Medicare Expense	3,830	4,800	2,600	4,900	4,900				
71299	Prof Svc - Other				50,000	50,000				
71303	Rent/Lease - Equipment				800	800				
73101	Property and Casualty Exces	120	460	360	830	830				
73102	Property and Casualty Self I	2,950	930	40	5,820	5,820				
74201	Business Travel		350		350	350				
75101	Operating Supplies and Expi	4,470	9,000	1,700	9,000	9,000				
76101	Repairs and Maintenance	390	1,000	220	1,000	1,000				
77802	Subscriptions and Publicatio	60	1,000	170	500	500				
96203	Desktops and Laptops	750								
Section 0001 Total		428,330	472,550	286,480	530,900	530,900				
Department 160101 Total		428,330	472,550	286,480	530,900	530,900				



4/2/2014

Operating Budget By Fund and Division

Current Budget Year

Continuation

New or Expanded Service

	1 2013 Actual	2 2014 Original	3 2014 YTD Actual	4 2015 Request	5 2015 Mayor's	6 2015 Council	7 2015 Request	8 2015 Mayor's	9 2015 Council
Fund 1101 GENERAL SERVICES DISTRICT			Department	202200	Accounting				
Adopted Budget Control Levels									
Personnel	1,267,260	1,322,720	875,570	1,315,970	1,315,970				
Operating	29,120	59,420	18,260	75,190	75,190				
Transfers									
Capital									
Total	1,296,380	1,382,140	893,830	1,391,160	1,391,160				

Budget Detail (Information Only)

Fund 1101 GENERAL SERVICES DISTRICT	Department	202201	Accounting Administration	Section 0001	Unallocated Subsection
Account					
63111 Civil Service Salaries	900,590	910,400	584,500	917,200	917,200
63411 Longevity	400	410	280	410	410
63413 Sick Leave	23,630	26,800	18,890	22,000	22,000
63416 Lump Sum Termination Pay	630		18,010		
63417 Sick Pay Service Credit			26,400		
63511 Pension Contributions	164,180	172,000	106,650	162,100	162,100
63612 Health Insurance	6,240		4,960		
63615 Life/Health/Dental/Vision	108,010	138,800	70,580	140,100	140,100
63621 FICA	50,610	58,100	35,600	58,300	58,300
63622 Unemployment Insurance	1,580	2,610	1,760	2,260	2,260
63624 Medicare Expense	11,390	13,600	7,940	13,600	13,600
71202 Prof Svc - Finance		25,000	4,000	25,000	25,000
71216 Prof Svc - Licensing	1,080		330		
72101 Electric	3,260	3,760	2,360	3,760	3,760
72103 Water	410	550	320	550	550
72104 Sewer User Fee	90	550			
72105 Landfill User Fee	20	100		100	100
72107 Water Quality Management I	30	170		30	30
73101 Property and Casualty Exces	240	1,370	1,060	1,970	1,970
73102 Property and Casualty Self I	5,780		120	13,760	13,760
74101 Required Certification/Traini	200	5,400	570	5,400	5,400
75101 Operating Supplies and Exp	16,700	20,250	8,470	20,250	20,250
75801 Equipment Under \$5000	160			2,100	2,100
76101 Repairs and Maintenance	1,040	1,550	690	1,550	1,550
77801 Dues	110	720	340	720	720
Section 0001 Total	1,296,380	1,382,140	893,830	1,391,160	1,391,160
Department 202201 Total	1,296,380	1,382,140	893,830	1,391,160	1,391,160



4/2/2014

Operating Budget By Fund and Division

		Current Budget Year				Continuation		New or Expanded Service		
		1 2013 Actual	2 2014 Original	3 2014 YTD Actual	4 2015 Request	5 2015 Mayor's	6 2015 Council	7 2015 Request	8 2015 Mayor's	9 2015 Council
Fund 1101	GENERAL SERVICES DISTRICT			Department	202600	Revenue				
Adopted Budget Control Levels										
Personnel		1,695,580	1,773,620	953,030	1,682,090	1,682,090				
Operating		537,560	605,260	260,270	603,950	603,950				
Transfers										
Capital			50,000							
Total		2,233,140	2,428,880	1,213,300	2,286,040	2,286,040				

Budget Detail (Information Only)

Fund 1101	GENERAL SERVICES DISTRICT	Department	202601	Revenue Administration	Section 0001	Unallocated Subsection
Account						
63111	Civil Service Salaries	1,165,840	1,206,500	680,670	1,159,800	1,159,800
63411	Longevity	3,870	4,000	1,170	1,770	1,770
63413	Sick Leave	20,520	18,800	14,120	13,700	13,700
63416	Lump Sum Termination Pay	11,120				
63417	Sick Pay Service Credit	37,770				
63511	Pension Contributions	220,080	228,700	119,050	205,300	205,300
63612	Health Insurance	10,390		6,490		
63615	Life/Health/Dental/Vision	139,870	218,200	82,240	208,800	208,800
63621	FICA	68,560	76,200	38,760	72,900	72,900
63622	Unemployment Insurance	2,120	3,420	1,910	2,820	2,820
63624	Medicare Expense	15,440	17,800	8,620	17,000	17,000
71202	Prof Svc - Finance	263,940	285,190	160,000	275,000	275,000
71208	Prof Svc - Information Servic	30,960	43,680	1,340	43,800	43,800
71299	Prof Svc - Other	152,300	165,400	48,240	155,900	155,900
71303	Rent/Lease - Equipment	2,350	2,980	200	3,300	3,300
72101	Electric	13,870	15,970	10,050	15,970	15,970
72103	Water	1,850	2,330	1,340	2,330	2,330
72104	Sewer User Fee	370	2,340			
72105	Landfill User Fee	70	430		430	430
72107	Water Quality Management I	110	690		110	110
72203	Cell Phones	1,360	1,400	730	1,400	1,400
73101	Property and Casualty Exces	750	1,970	1,520	4,020	4,020
73102	Property and Casualty Self li	18,170	1,860	180	28,040	28,040
74102	Conferences and Other Trair	2,660	1,000	3,330	4,500	4,500
74201	Business Travel		2,500		1,500	1,500
75101	Operating Supplies and Exp	34,400	67,500	27,980	55,500	55,500
75801	Equipment Under \$5000	7,920	2,500	1,090	4,500	4,500
76101	Repairs and Maintenance	1,160	1,900	560	1,900	1,900
76102	Software Maintenance	1,680	1,750	1,680	1,750	1,750
76201	Vehicle and Equipment Fuel	1,150	1,500	520	1,000	1,000
76331	Vehicle Repairs and Mainte	1,450	1,570	1,020	1,800	1,800
77801	Dues	280	250		600	600
77802	Subscriptions and Publicatio	760	550	490	600	600
96202	Software		50,000			



4/2/2014


Operating Budget By Fund and Division

		Current Budget Year			Continuation	New or Expanded Service				
		1	2	3	4	5	6	7	8	9
		2013	2014	2014 YTD	2015	2015	2015	2015	2015	2015
		Actual	Original	Actual	Request	Mayor's	Council	Request	Mayor's	Council
Section 0001	Total	2,233,140	2,428,880	1,213,300	2,286,040	2,286,040				
Department 202601	Total	2,233,140	2,428,880	1,213,300	2,286,040	2,286,040				



4/2/2014

Operating Budget By Fund and Division




				Current Budget Year		Continuation		New or Expanded Service				
				1	2	3	4	5	6	7	8	9
				2013	2014	2014 YTD	2015	2015	2015	2015	2015	2015
				Actual	Original	Actual	Request	Mayor's	Council	Request	Mayor's	Council
Fund 1101	GENERAL SERVICES DISTRICT					Department	202800	Central Purchasing				
Adopted Budget Control Levels												
Personnel				466,940	550,680	328,530		552,440				
Operating				14,480	14,750	7,500		20,560		9,560	9,560	
Transfers												
Capital												
Total				481,420	565,430	336,030		573,000		9,560	9,560	
Budget Detail (Information Only)												
Fund 1101	GENERAL SERVICES DISTRICT				Department	202801	Purchasing Administration			Section 0001	Unallocated Subsection	
Account												
63111	Civil Service Salaries			335,600	384,800	235,960		388,500				
63413	Sick Leave			2,550	2,600	3,170		3,200				
63511	Pension Contributions			61,170	72,700	41,200		68,700				
63612	Health Insurance			3,640		2,670						
63615	Life/Health/Dental/Vision			40,310	59,900	28,500		61,100				
63621	FICA			18,830	24,000	13,390		24,300				
63622	Unemployment Insurance			590	1,080	660		940				
63624	Medicare Expense			4,250	5,600	2,980		5,700				
71299	Prof Svc - Other									3,000	3,000	
73101	Property and Casualty Exces			200	610	470		1,090				
73102	Property and Casualty Self I			4,820	2,790	60		7,620				
74101	Required Certification/Trainin				500	600		1,000				
74102	Conferences and Other Trai									2,260	2,260	
75101	Operating Supplies and Expi			8,800	9,850	6,170		9,850		4,300	4,300	
76101	Repairs and Maintenance			660	1,000	200		1,000				
	Section 0001 Total			481,420	565,430	336,030		573,000		9,560	9,560	
	Department 202801 Total			481,420	565,430	336,030		573,000		9,560	9,560	



4/2/2014

Operating Budget By Fund and Division



		Current Budget Year			Continuation		New or Expanded Service			
		1	2	3	4	5	6	7	8	9
		2013	2014	2014 YTD	2015	2015	2015	2015	2015	2015
		Actual	Original	Actual	Request	Mayor's	Council	Request	Mayor's	Council
Fund 1101	GENERAL SERVICES DISTRICT			Department	303100	Environmental Quality & Public Wor				
Adopted Budget Control Levels										
Personnel		108,350	191,400	107,630	176,680	176,680				
Operating		104,310	63,120	62,860	71,290	71,290				
Transfers										
Capital										
Total		212,660	254,520	170,490	247,970	247,970				

Budget Detail (Information Only)

Fund	1101	GENERAL SERVICES DISTRICT	Department	303101	Environmental Quality and Public Works Co	Section	3001	Public Works Administration
Account								
63111		Civil Service Salaries	51,710	64,600	34,730	39,500	39,500	
63121		Non-Civil Service Salaries	16,740	71,100		71,800	71,800	
63152		Overtime-CERS	180					
63313		Part Time - Non-CERS	9,830	51,100	34,110	51,100	51,100	
63413		Sick Leave	1,990	3,800	3,800			
63511		Pension Contributions	13,130	35,300	6,060	28,700	28,700	
63612		Health Insurance	1,040		380			
63615		Life/Health/Dental/Vision	8,200	15,400	4,190	12,800	12,800	
63621		FICA	4,400	11,800	3,890	10,100	10,100	
63622		Unemployment Insurance	140	390	190	390	390	
63624		Medicare Expense	990	2,800	870	2,400	2,400	
63952		Payroll Recovery-Full Urban		-81,100		-61,600	-61,600	
63959		Payroll Recovery-Sanitary S		-12,200		-7,100	-7,100	
63960		Payroll Recovery-Landfill		-14,700		-14,700	-14,700	
63999		Payroll Recovery-Other		-11,200		-6,600	-6,600	
72101		Electric	1,700					
72103		Water	48,270					
72202		Landline Phones		40		20	20	
72203		Cell Phones	5,350	3,360	1,120	2,000	2,000	
73101		Property and Casualty Exces	70	300	230	410	410	
73102		Property and Casualty Self I	1,730	930	20	2,860	2,860	
74101		Required Certification/Traini	1,180	3,000				
74102		Conferences and Other Trai	1,320	1,500	980	1,500	1,500	
74201		Business Travel	1,030	2,000				
75101		Operating Supplies and Exp	2,620	3,900	590	1,500	1,500	
75102		Food And Household Items	270					
76101		Repairs and Maintenance	2,310	2,700		1,000	1,000	
76331		Vehicle Repairs and Mainte	24,410	30,890	26,420	48,000	48,000	
77801		Dues		500				
		Section 3001 Total	198,610	186,210	117,580	184,080	184,080	
Fund 1101	GENERAL SERVICES DISTRICT		Department	303101	Environmental Quality and Public Works Co	Section	3021	Valley View Ferry
Account								
71299		Prof Svc - Other	14,000	14,000	33,500	14,000	14,000	



4/2/2014

Operating Budget By Fund and Division

		Current Budget Year		Continuation		New or Expanded Service			
		2	3	4	5	6	7	8	9
		2014	2014 YTD	2015	2015	2015	2015	2015	2015
		Original	Actual	Request	Mayor's	Council	Request	Mayor's	Council
1	2013								
Actual									
Fund 1101	GENERAL SERVICES DISTRICT	Department	313101	Environmental Quality Administration		Section	3101	Environmental Quality Admin	
Account									
63111	Civil Service Salaries			13,300	13,300				
63122	Appointed Officials	40,800	14,250	24,200	24,200				
63511	Pension Contributions	7,700	2,460	6,600	6,600				
63615	Life/Health/Dental/Vision	2,600	1,700	2,900	2,900				
63621	FICA	2,500	780	2,300	2,300				
63622	Unemployment Insurance	110	40	90	90				
63624	Medicare Expense	600	180	500	500				
	Section 3101 Total	54,310	19,410	49,890	49,890				
	Department 313101 Total	54,310	19,410	49,890	49,890				



4/2/2014

Operating Budget By Fund and Division

		Current Budget Year			Continuation	New or Expanded Service				
		1 2013 Actual	2 2014 Original	3 2014 YTD Actual	4 2015 Request	5 2015 Mayor's	6 2015 Council	7 2015 Request	8 2015 Mayor's	9 2015 Council
Fund 1101	GENERAL SERVICES DISTRICT			Department	303300	Streets and Roads				
Adopted Budget Control Levels										
Personnel		1,671,350	2,016,990	1,070,410		1,768,350	1,768,350			
Operating		1,041,380	1,334,250	1,165,630		2,485,250	2,385,250			
Transfers		-812,610	-812,610			-812,610	-812,610			
Capital				11,100		306,670	306,670			
Total		1,900,120	2,538,630	2,247,140		3,747,660	3,647,660			

Budget Detail (Information Only)

Fund	1101	GENERAL SERVICES DISTRICT	Department	303301	Street Maintenance and Construction	Section	0001	Unallocated Subsection
Account								
63111	Civil Service Salaries	967,820	1,527,200	592,400	1,452,100	1,452,100		
63152	Overtime-CERS	34,760	60,000	45,880	65,200	65,200		
63411	Longevity	1,790	2,970	890	3,000	3,000		
63413	Sick Leave	26,370	25,600	21,970	23,000	23,000		
63416	Lump Sum Termination Pay	770						
63511	Pension Contributions	183,280	300,400	111,610	268,600	268,600		
63612	Health Insurance	14,550		9,170				
63615	Life/Health/Dental/Vision	116,130	317,100	71,540	306,300	306,300		
63621	FICA	56,320	100,200	36,280	95,700	95,700		
63622	Unemployment Insurance	1,750	4,330	1,790	3,700	3,700		
63624	Medicare Expense	12,730	23,400	8,070	22,400	22,400		
63952	Payroll Recovery-Full Urban		-309,300		-253,900	-253,900		
63966	Payroll Recovery-Risk Mgmt	-40,450		-6,070				
63999	Payroll Recovery-Other		-340,300		-443,000	-443,000		
71205	Prof Svc - Engineer			1,750				
71299	Prof Svc - Other	1,990	4,000	4,950	6,500	6,500		
71303	Rent/Lease - Equipment	5,770	15,000	3,670	15,000	15,000		
72101	Electric	27,810	38,030	18,940	30,850	30,850		
72102	Gas	4,840	6,370	3,180	4,940	4,940		
72103	Water	990	1,320	920	1,320	1,320		
72104	Sewer User Fee	520	1,180	320	550	550		
72105	Landfill User Fee	180	6,180	80	160	160		
72107	Water Quality Management I	1,110	1,960	800	1,260	1,260		
72203	Cell Phones	11,910	13,500	7,350	14,500	14,500		
73101	Property and Casualty Exces	5,650	7,590	5,870	62,180	62,180		
73102	Property and Casualty Self li	136,830	270,640	720	433,400	433,400		
73302	Recovery - Vehicle Loss			-2,270				
74102	Conferences and Other Trai			830				
75101	Operating Supplies and Exp	4,610	4,500	1,610	4,500	4,500		
75601	Clothing/Equipment - Other	18,300	16,000	9,780	16,000	16,000		
75602	Clothing/Equip - Public Safet			-150				
75801	Equipment Under \$5000	4,590	5,000	1,310	5,000	5,000		
76101	Repairs and Maintenance	47,680	88,500	21,170	96,850	96,850		
76103	Salt Maintenance	182,010	150,000	687,610	1,000,000	900,000		
76104	Road Resurfacing Materials		150,000	9,740	75,000	75,000		



4/2/2014

Operating Budget By Fund and Division

		Current Budget Year			Continuation		New or Expanded Service			
		1	2	3	4	5	6	7	8	9
		2013	2014	2014 YTD	2015	2015	2015	2015	2015	2015
		Actual	Original	Actual	Request	Mayor's	Council	Request	Mayor's	Council
76201	Vehicle and Equipment Fuel	189,400	201,780	109,910	201,780	201,780				
76331	Vehicle Repairs and Mainte	381,050	338,750	271,810	500,000	500,000				
81607	Transfer from Municipal Aid	-812,610	-812,610		-812,610	-812,610				
90511	Construction-Building Non-R			11,100						
93011	Street-Paving/Resurfacing				300,000	300,000				
95601	Radio Equipment				6,670	6,670				
Section 0001 Total		1,588,450	2,219,290	2,064,530	3,506,950	3,406,950				
Department 303301 Total		1,588,450	2,219,290	2,064,530	3,506,950	3,406,950				



4/2/2014

Operating Budget By Fund and Division

		Current Budget Year			Continuation		New or Expanded Service			
		1	2	3	4	5	6	7	8	9
		2013	2014	2014 YTD	2015	2015	2015	2015	2015	2015
		Actual	Original	Actual	Request	Mayor's	Council	Request	Mayor's	Council
Fund 1101	GENERAL SERVICES DISTRICT		Department	303302	Storm Sewer Construct and Maintenance		Section	0001	Unallocated Subsection	
Account										
63111	Civil Service Salaries	127,100	214,100	99,530	182,500	182,500				
63152	Overtime-CERS	1,640		7,200	3,500	3,500				
63411	Longevity	890	950	610	880	880				
63511	Pension Contributions	23,670	40,700	18,750	33,000	33,000				
63612	Health Insurance	520		380						
63615	Life/Health/Dental/Vision	15,180	42,800	12,020	31,400	31,400				
63621	FICA	7,280	13,300	6,090	11,600	11,600				
63622	Unemployment Insurance	220	600	300	450	450				
63624	Medicare Expense	1,650	3,100	1,360	2,700	2,700				
63952	Payroll Recovery-Full Urban		-35,200		-38,400	-38,400				
63999	Payroll Recovery-Other		-34,200		-37,300	-37,300				
Section 0001 Total		178,150	246,150	146,240	190,330	190,330				
Department 303302 Total		178,150	246,150	146,240	190,330	190,330				



4/2/2014


Operating Budget By Fund and Division

		Current Budget Year				Continuation	New or Expanded Service			
		1	2	3	4	5	6	7	8	9
		2013	2014	2014 YTD	2015	2015	2015	2015	2015	2015
		Actual	Original	Actual	Request	Mayor's	Council	Request	Mayor's	Council
Fund 1101	GENERAL SERVICES DISTRICT		Department	303303	Street Cleaning		Section	0001	Unallocated Subsection	
Account										
63111	Civil Service Salaries	82,650	80,700	19,960	23,000	23,000				
63152	Overtime-CERS	850		870	400	400				
63411	Longevity		700		160	160				
63413	Sick Leave	2,250	3,800	1,800	1,400	1,400				
63511	Pension Contributions	15,340	15,400	3,660	4,200	4,200				
63612	Health Insurance	520		380						
63615	Life/Health/Dental/Vision	9,940	14,100	2,420	3,800	3,800				
63621	FICA	4,640	5,300	1,220	1,500	1,500				
63622	Unemployment Insurance	140	240	60	60	60				
63624	Medicare Expense	1,050	1,200	270	400	400				
63952	Payroll Recovery-Full Urban		-62,200							
Section 0001 Total		117,380	59,240	30,640	34,920	34,920				
Department 303303 Total		117,380	59,240	30,640	34,920	34,920				



4/2/2014

Operating Budget By Fund and Division



		Current Budget Year			Continuation	New or Expanded Service				
		1	2	3	4	5	6	7	8	9
		2013	2014	2014 YTD	2015	2015	2015	2015	2015	2015
		Actual	Original	Actual	Request	Mayor's	Council	Request	Mayor's	Council
Fund 1101	GENERAL SERVICES DISTRICT		Department	303304 Forestry			Section	3701	Streets Road Forestry Admin	
Account										
75101	Operating Supplies and Expi	790	900	60	900	900				
75601	Clothing/Equipment - Other	1,520	1,560	770	1,560	1,560				
75801	Equipment Under \$5000	3,930	1,490		3,000	3,000				
76101	Repairs and Maintenance	9,900	10,000	4,900	10,000	10,000				
Section 3701 Total		16,140	13,950	5,730	15,460	15,460				
Department 303304 Total		16,140	13,950	5,730	15,460	15,460				



4/2/2014

Operating Budget By Fund and Division

		Current Budget Year			Continuation		New or Expanded Service			
		1	2	3	4	5	6	7	8	9
		2013	2014	2014 YTD	2015	2015	2015	2015	2015	2015
		Actual	Original	Actual	Request	Mayor's	Council	Request	Mayor's	Council
Fund 1101	GENERAL SERVICES DISTRICT			Department	303600	Traffic Engineering				
Adopted Budget Control Levels										
Personnel		2,174,190	2,203,680	1,264,820	2,121,090	2,121,090				
Operating		1,260,590	1,177,570	608,390	1,380,040	1,371,250				
Transfers		2,529,220	2,529,220		2,529,220	2,329,120				
Capital					25,000	25,000				
Total		5,964,000	5,910,470	1,873,210	6,055,350	5,846,460				
Budget Detail (Information Only)										
Fund 1101	GENERAL SERVICES DISTRICT		Department	303601	Traffic Engineering Administration		Section	0001	Unallocated Subsection	
Account										
63111	Civil Service Salaries	739,240	916,000	431,660	883,900	883,900				
63152	Overtime-CERS	1,390	1,500	880	1,500	1,500				
63411	Longevity	1,690	1,640	510	760	760				
63413	Sick Leave	20,590	19,700	21,790	26,900	26,900				
63416	Lump Sum Termination Pay	41,020								
63417	Sick Pay Service Credit	65,610								
63511	Pension Contributions	147,130	173,600	75,680	156,600	156,600				
63612	Health Insurance	4,680		2,670						
63615	Life/Health/Dental/Vision	87,910	118,000	52,160	117,200	117,200				
63621	FICA	47,420	58,200	24,630	56,600	56,600				
63622	Unemployment Insurance	1,470	2,610	1,210	2,190	2,190				
63624	Medicare Expense	10,690	13,600	5,470	13,200	13,200				
63952	Payroll Recovery-Full Urban		-91,900		-112,600	-112,600				
71299	Prof Svc - Other	5,300	7,930		7,930	7,930				
72101	Electric	10,790	13,430	8,350	12,250	12,250				
72102	Gas	5,380	6,110	3,350	5,490	5,490				
72103	Water	350	410	330	410	410				
72107	Water Quality Management I	200	490	160	230	230				
72203	Cell Phones	10,140	12,100	6,260	12,100	12,100				
72303	Equipment Communications	153,570	156,500	92,350	153,750	153,750				
73101	Property and Casualty Exces	13,050	53,580	41,490	27,450	27,450				
73102	Property and Casualty Self li	316,070	133,920	5,000	191,310	191,310				
75101	Operating Supplies and Expi	3,720	3,720	4,220	3,720	3,720				
75801	Equipment Under \$5000	10,050	540		540	540				
76101	Repairs and Maintenance	470	3,100	300	3,100	3,100				
76201	Vehicle and Equipment Fuel	37,510	44,030	18,620	35,000	35,000				
76331	Vehicle Repairs and Mainte	50,390	63,460	40,190	81,800	81,800				
77801	Dues	1,620		1,090	1,600	1,600				
77802	Subscriptions and Publicatio	50	180	180	180	180				
91614	Traffic Devices				25,000	25,000				
	Section 0001 Total	1,787,500	1,712,450	838,550	1,708,110	1,708,110				
	Department 303601 Total	1,787,500	1,712,450	838,550	1,708,110	1,708,110				



4/2/2014


Operating Budget By Fund and Division

		Current Budget Year			Continuation		New or Expanded Service			
		1	2	3	4	5	6	7	8	9
		2013	2014	2014 YTD	2015	2015	2015	2015	2015	2015
		Actual	Original	Actual	Request	Mayor's	Council	Request	Mayor's	Council
Fund 1101	GENERAL SERVICES DISTRICT		Department	303602	Traffic Engineering Operations		Section	3601	Traffic Operations Admin	
Account										
63111	Civil Service Salaries	655,600	694,800	401,950	677,300	677,300				
63152	Overtime-CERS	62,580	38,700	58,090	53,500	53,500				
63411	Longevity	1,650	1,640	1,100	1,630	1,630				
63413	Sick Leave	19,890	20,000	18,780	21,400	21,400				
63416	Lump Sum Termination Pay			2,160						
63511	Pension Contributions	131,090	138,900	80,450	129,400	129,400				
63612	Health Insurance	5,200		3,820						
63615	Life/Health/Dental/Vision	78,810	115,700	48,490	109,600	109,600				
63621	FICA	40,210	46,800	26,190	46,700	46,700				
63622	Unemployment Insurance	1,250	1,990	1,300	1,810	1,810				
63624	Medicare Expense	9,070	10,900	5,830	10,900	10,900				
63999	Payroll Recovery-Other		-78,700		-77,400	-77,400				
72304	Traffic Signal Utilities	84,950	93,180	62,040	95,060	95,060				
75601	Clothing/Equipment - Other	1,000	1,010		2,500	2,500				
75801	Equipment Under \$5000	5,350	5,370	380	5,370	5,370				
76101	Repairs and Maintenance	50,650	57,380	25,590	57,380	48,590				
78201	Grant Match	87,300	115,000	43,650	120,000	120,000				
	Section 3601 Total	1,234,600	1,262,670	779,820	1,255,150	1,246,360				
Fund 1101	GENERAL SERVICES DISTRICT		Department	303602	Traffic Engineering Operations		Section	3603	Traffic Signals	
Account										
75101	Operating Supplies and Exp	6,650	6,650	4,860	6,650	6,650				
	Section 3603 Total	6,650	6,650	4,860	6,650	6,650				
Fund 1101	GENERAL SERVICES DISTRICT		Department	303602	Traffic Engineering Operations		Section	3604	Signs and Markings	
Account										
71207	Prof Svc - Outside Labor	66,060	73,610	44,880	84,650	84,650				
75101	Operating Supplies and Exp	36,020	38,020	30,880	43,720	43,720				
75521	Cost of Goods Sold-Mater&I	-250		-220						
	Section 3604 Total	101,830	111,630	75,540	128,370	128,370				
Fund 1101	GENERAL SERVICES DISTRICT		Department	303602	Traffic Engineering Operations		Section	3605	Fiber Optic Program	
Account										
78201	Grant Match	50,790			100,000	100,000				
	Section 3605 Total	50,790			100,000	100,000				
	Department 303602 Total	1,393,870	1,380,950	860,220	1,490,170	1,481,380				



4/2/2014

Operating Budget By Fund and Division



		Current Budget Year				Continuation	New or Expanded Service			
		1	2	3	4	5	6	7	8	9
		2013	2014	2014 YTD	2015	2015	2015	2015	2015	2015
		Actual	Original	Actual	Request	Mayor's	Council	Request	Mayor's	Council
Fund 1101	GENERAL SERVICES DISTRICT		Department	303604	Street Lights		Section	0001	Unallocated Subsection	
Account										
72302	Street Light Rental	253,410	287,850	174,440	287,850	287,850				
76101	Repairs and Maintenance				40,000	40,000				
81102	Transfer to Full Urban	2,529,220	2,529,220		2,529,220	2,329,120				
	Section 0001 Total	2,782,630	2,817,070	174,440	2,857,070	2,656,970				
	Department 303604 Total	2,782,630	2,817,070	174,440	2,857,070	2,656,970				



4/2/2014

Operating Budget By Fund and Division

Current Budget Year

Continuation


New or Expanded Service

	1 2013 Actual	2 2014 Original	3 2014 YTD Actual	4 2015 Request	5 2015 Mayor's	6 2015 Council	7 2015 Request	8 2015 Mayor's	9 2015 Council
Fund 1101 GENERAL SERVICES DISTRICT									
Adopted Budget Control Levels									
Personnel	132,720	137,970	67,210	167,910	167,910				
Operating	59,300	389,520	6,780	373,730	288,730				
Transfers									
Capital									
Total	192,020	527,490	73,990	541,640	456,640				
Budget Detail (Information Only)									
Fund 1101 GENERAL SERVICES DISTRICT									
Account									
63111 Civil Service Salaries	94,250	94,000	46,350	125,500	125,500				
63413 Sick Leave	2,280	3,100	3,020	3,200	3,200				
63511 Pension Contributions	17,190	17,800	8,110	22,200	22,200				
63612 Health Insurance	1,040		760						
63615 Life/Health/Dental/Vision	11,320	15,400	5,610	20,500	20,500				
63621 FICA	5,290	6,000	2,640	8,000	8,000				
63622 Unemployment Insurance	160	270	130	310	310				
63624 Medicare Expense	1,190	1,400	590	1,900	1,900				
63999 Payroll Recovery-Other				-13,700	-13,700				
71299 Prof Svc - Other	11,100	20,000	4,400	125,000	40,000				
73101 Property and Casualty Exces				140	140				
73102 Property and Casualty Self li	90			950	950				
76201 Vehicle and Equipment Fuel	2,730	3,600	1,450	3,100	3,100				
76331 Vehicle Repairs and Mainte	1,340	1,920	750	1,400	1,400				
77802 Subscriptions and Publicatio				3,000	3,000				
Section 3091 Total	147,980	163,490	73,810	301,500	216,500				
Fund 1101 GENERAL SERVICES DISTRICT									
Account									
71299 Prof Svc - Other	31,730	351,400		215,140	215,140				
Section 3099 Total	31,730	351,400		215,140	215,140				
Fund 1101 GENERAL SERVICES DISTRICT									
Account									
71303 Rent/Lease - Equipment	3,690	4,000		8,000	8,000				
74101 Required Certification/Traini	50								
74102 Conferences and Other Trai			180						
75101 Operating Supplies and Exp	6,600	600		1,000	1,000				
75105 Supplies - miscellaneous		8,000		16,000	16,000				
76101 Repairs and Maintenance	1,970								
Section 3702 Total	12,310	12,600	180	25,000	25,000				
Department 313201 Total	192,020	527,490	73,990	541,640	456,640				



4/2/2014

Operating Budget By Fund and Division




		Current Budget Year			Continuation		New or Expanded Service			
		1	2	3	4	5	6	7	8	9
		2013	2014	2014 YTD	2015	2015	2015	2015	2015	2015
		Actual	Original	Actual	Request	Mayor's	Council	Request	Mayor's	Council
Fund 1101	GENERAL SERVICES DISTRICT			Department	505000	Public Safety Administration				
Adopted Budget Control Levels										
Personnel		322,190	320,350	214,440	320,070	320,070		50,080		
Operating		1,227,750	1,159,990	844,550	1,220,030	1,212,530				
Transfers		4,156,970	4,151,000	2,830,740	3,577,000	3,577,000				
Capital										
Total		5,706,910	5,631,340	3,889,730	5,117,100	5,109,600		50,080		
Budget Detail (Information Only)										
Fund 1101	GENERAL SERVICES DISTRICT		Department	505001	Public Safety Administration		Section	5011	Public Safety Administration	
Account										
63111	Civil Service Salaries	111,960	111,900	74,670	113,000	113,000				
63121	Non-Civil Service Salaries							35,200		
63122	Appointed Officials	120,000	120,000	80,030	121,100	121,100				
63155	OT F and P-Unsch Not Pen	850								
63413	Sick Leave	2,850	2,900	2,900	3,000	3,000				
63511	Pension Contributions	42,300	43,800	27,000	41,400	41,400		6,200		
63615	Life/Health/Dental/Vision	27,850	23,100	18,680	22,900	22,900		5,900		
63621	FICA	13,020	14,600	8,780	14,700	14,700		2,200		
63622	Unemployment Insurance	410	650	430	570	570		80		
63624	Medicare Expense	2,950	3,400	1,950	3,400	3,400		500		
71201	Prof Svc - Legal		10,000		10,000	2,500				
71299	Prof Svc - Other	44,410								
71302	Rent/Lease - Buildings	46,580								
72201	Cable	4,560								
72202	Landline Phones	11,020	19,650		9,830	9,830				
73101	Property and Casualty Exces				380	380				
73102	Property and Casualty Self li				2,650	2,650				
75101	Operating Supplies and Expi	8,850	2,030	640	4,500	4,500				
76201	Vehicle and Equipment Fuel	860	740	470	780	780				
76331	Vehicle Repairs and Mainte	20	400		400	400				
77801	Dues		340		340	340				
Section 5011 Total		438,490	353,510	215,550	348,950	341,450		50,080		
Department 505001 Total		438,490	353,510	215,550	348,950	341,450		50,080		



4/2/2014

Operating Budget By Fund and Division




		Current Budget Year				Continuation	New or Expanded Service			
		1	2	3	4	5	6	7	8	9
		2013	2014	2014 YTD	2015	2015	2015	2015	2015	2015
		Actual	Original	Actual	Request	Mayor's	Council	Request	Mayor's	Council
Fund 1101	GENERAL SERVICES DISTRICT		Department	505002	Animal Control		Section	0001	Unallocated Subsection	
Account										
71299	Prof Svc - Other	1,095,980	1,105,980	830,280	1,165,150	1,165,150				
76331	Vehicle Repairs and Maint	15,470	20,850	13,160	26,000	26,000				
Section 0001 Total		1,111,450	1,126,830	843,440	1,191,150	1,191,150				
Department 505002 Total		1,111,450	1,126,830	843,440	1,191,150	1,191,150				



4/2/2014

Operating Budget By Fund and Division



		Current Budget Year			Continuation	New or Expanded Service				
		1	2	3	4	5	6	7	8	9
		2013	2014	2014 YTD	2015	2015	2015	2015	2015	2015
		Actual	Original	Actual	Request	Mayor's	Council	Request	Mayor's	Council
Fund 1101	GENERAL SERVICES DISTRICT		Department	505003	Police And Fire Pension Admin		Section	0001	Unallocated Subsection	
Account										
81599	Transfer to Other	4,156,970	4,151,000	2,830,740	3,577,000	3,577,000				
	Section 0001 Total	4,156,970	4,151,000	2,830,740	3,577,000	3,577,000				
	Department 505003 Total	4,156,970	4,151,000	2,830,740	3,577,000	3,577,000				



4/2/2014

Operating Budget By Fund and Division

		Current Budget Year			Continuation	New or Expanded Service				
		1 2013 Actual	2 2014 Original	3 2014 YTD Actual	4 2015 Request	5 2015 Mayor's	6 2015 Council	7 2015 Request	8 2015 Mayor's	9 2015 Council
Fund 1101	GENERAL SERVICES DISTRICT			Department	505100	ABC Adminrator				
Adopted Budget Control Levels										
Personnel		16,440	18,900	11,000		18,840	18,840			
Operating		4,640	300	250		130	130			
Transfers										
Capital										
Total		21,080	19,200	11,250		18,970	18,970			


Budget Detail (Information Only)

Fund	1101	GENERAL SERVICES DISTRICT	Department	505101	ABC Administration	Section	0001	Unallocated Subsection
Account								
63313	Part Time - Non-CERS	15,380	15,000	10,260	15,000			
63511	Pension Contributions		2,800		2,700			
63621	FICA	840	900	580	900			
63622	Unemployment Insurance	30		30	40			
63624	Medicare Expense	190	200	130	200			
73101	Property and Casualty Exces	180	300	230	20			
73102	Property and Casualty Self li	4,460		20	110			
Section 0001 Total		21,080	19,200	11,250	18,970			
Department 505101 Total		21,080	19,200	11,250	18,970			



4/2/2014

Operating Budget By Fund and Division

	Current Budget Year				Continuation		New or Expanded Service		
	1	2	3	4	5	6	7	8	9
	2013	2014	2014 YTD	2015	2015	2015	2015	2015	2015
	Actual	Original	Actual	Request	Mayor's	Council	Request	Mayor's	Council
Fund 1101	GENERAL SERVICES DISTRICT		Department	505300	Enhanced 911/Emergency Managei				
Adopted Budget Control Levels									
Personnel	2,859,890	3,350,210	1,979,740	3,212,330	3,212,330		136,650	74,980	
Operating	376,670	386,410	126,670	479,480	466,130				
Transfers									
Capital				32,400	32,400				
Total	3,236,560	3,736,620	2,106,410	3,724,210	3,710,860		136,650	74,980	

Budget Detail (Information Only)

Fund 1101 GENERAL SERVICES DISTRICT		Department		505201 DEM Administration		Section 0001 Unallocated Subsection	
Account							
63111	Civil Service Salaries	89,270	168,600	89,550	152,700	152,700	
63121	Non-Civil Service Salaries	10	51,500	10,060	52,000	52,000	
63152	Overtime-CERS	1,800	2,300	890	1,200	1,200	
63411	Longevity	800	800	540	800	800	
63413	Sick Leave	7,510	8,000	7,470	8,600	8,600	
63511	Pension Contributions	16,820	42,200	17,660	36,500	36,500	
63612	Health Insurance	1,040		760			
63615	Life/Health/Dental/Vision	10,730	29,000	12,040	28,100	28,100	
63621	FICA	5,210	14,300	5,770	13,300	13,300	
63622	Unemployment Insurance	160	640	280	520	520	
63624	Medicare Expense	1,170	3,400	1,280	3,100	3,100	
63964	Payroll Recovery-Grants		-43,100		-41,900	-41,900	
72101	Electric		24,650	9,230	24,650	24,650	
72102	Gas		22,820	2,330	22,820	22,820	
72103	Water		1,250	900	1,470	1,470	
72104	Sewer User Fee		480		480	480	
72105	Landfill User Fee		100		100	100	
72107	Water Quality Management I		1,450		500	500	
72203	Cell Phones	4,890	4,360	6,590	7,500	7,500	
73101	Property and Casualty Exces	1,100	610	470	1,870	1,870	
73102	Property and Casualty Self li	26,590	10,230	60	13,010	13,010	
74201	Business Travel		150		150	150	
75101	Operating Supplies and Expe	2,660	4,050	320	4,050	4,050	
75102	Food And Household Items	950	800	160	800	800	
75104	Newspaper advertising	100					
76201	Vehicle and Equipment Fuel	5,940	5,800	2,870	5,500	5,500	
76331	Vehicle Repairs and Mainte	6,360	5,530	1,700	3,500	3,500	
78201	Grant Match	5,010			20,490	20,490	
Section 0001 Total		188,120	359,920	170,930	361,810	361,810	
Department 505201 Total		188,120	359,920	170,930	361,810	361,810	



4/2/2014


Operating Budget By Fund and Division

		Current Budget Year				Continuation	New or Expanded Service		
		1	2	3	4	5	6	7	8
		2013	2014	2014 YTD	2015	2015	2015	2015	2015
		Actual	Original	Actual	Request	Mayor's	Council	Request	Mayor's
Fund	1101 GENERAL SERVICES DISTRICT		Department	505204 Emergency Management			Section	5241 Outdoor Warning	
Account									
63111	Civil Service Salaries	80,990	182,700	107,270	184,400	184,400		30,500	
63152	Overtime-CERS	710	2,000	280	1,000	1,000			
63313	Part Time - Non-CERS	90	55,000		62,100	62,100			
63413	Sick Leave	8,110	8,300	8,270	8,400	8,400			
63511	Pension Contributions	14,940	45,300	18,770	43,700	43,700		5,400	
63612	Health Insurance	1,040		760					
63615	Life/Health/Dental/Vision	9,810	30,800	12,960	30,500	30,500		5,900	
63621	FICA	4,690	15,400	6,120	15,900	15,900		1,900	
63622	Unemployment Insurance	150	530	300	610	610		70	
63624	Medicare Expense	1,050	3,600	1,360	3,700	3,700		400	
63964	Payroll Recovery-Grants		-98,100		-102,000	-102,000			
71299	Prof Svc - Other				15,000	15,000			
76101	Repairs and Maintenance	36,210	40,900	5,190	20,500	20,500			
96703	Radars				30,000	30,000			
Section 5241 Total		157,790	286,430	161,280	313,810	313,810		44,170	
Fund	1101 GENERAL SERVICES DISTRICT		Department	505204 Emergency Management			Section	5242 Notification System	
Account									
71303	Rent/Lease - Equipment	370							
71304	Rent/Lease - Software	290							
71399	Rent/Lease - Other	500							
72202	Landline Phones			50	110	110			
72204	Network Connectivity	670	6,480	670	5,680	5,680			
75101	Operating Supplies and Exp				500	500			
76101	Repairs and Maintenance	110	500	190	500	500			
76102	Software Maintenance		8,900		22,500	22,500			
Section 5242 Total		1,940	15,880	910	29,290	29,290			
Fund	1101 GENERAL SERVICES DISTRICT		Department	505204 Emergency Management			Section	5251 Emergency Ops Center	
Account									
71299	Prof Svc - Other				13,200	13,200			
71303	Rent/Lease - Equipment			430					
71399	Rent/Lease - Other	7,360	14,350	4,800					
75101	Operating Supplies and Exp	140	450	280	450	450			
75102	Food And Household Items	330							
75801	Equipment Under \$5000	4,830	5,000	5,730	6,000	6,000			
76101	Repairs and Maintenance	3,570	19,470	5,010	12,500	12,500			
76102	Software Maintenance			4,470	28,040	28,040			
96202	Software				2,400	2,400			
Section 5251 Total		16,230	39,270	20,720	62,590	62,590			
Fund	1101 GENERAL SERVICES DISTRICT		Department	505204 Emergency Management			Section	5261 Community Emergency Response	
Account									
75101	Operating Supplies and Exp	4,160	640	270	4,900	4,900			
75102	Food And Household Items	220	500	140	500	500			
76101	Repairs and Maintenance	360	300	100	880	880			



4/2/2014

Operating Budget By Fund and Division



		Current Budget Year			Continuation	New or Expanded Service				
		1	2	3	4	5	6	7	8	9
		2013	2014	2014 YTD	2015	2015	2015	2015	2015	2015
		Actual	Original	Actual	Request	Mayor's	Council	Request	Mayor's	Council
Section	5261 Total	4,740	1,440	510	6,280	6,280				
Fund 1101	GENERAL SERVICES DISTRICT		Department	505204	Emergency Management		Section	5271	Homeland Security	
Account										
75101	Operating Supplies and Exp	70	120		120	120				
75102	Food And Household Items			110						
Section	5271 Total	70	120	110	120	120				
Fund 1101	GENERAL SERVICES DISTRICT		Department	505204	Emergency Management		Section	5291	Preparedness	
Account										
71299	Prof Svc - Other			4,710	20,000	15,000				
74101	Required Certification/Traini		1,000	840	1,000	1,000				
74102	Conferences and Other Trai	560	2,000	700	3,500	3,500				
75101	Operating Supplies and Exp	2,560	1,050	1,700	10,000	1,650				
75102	Food And Household Items	900	1,500	660	1,000	1,000				
75103	Software - Operating				140	140				
76102	Software Maintenance	1,010	1,000		1,290	1,290				
77801	Dues				600	600				
77802	Subscriptions and Publicatio				500	500				
78201	Grant Match	117,720	105,000		105,000	105,000				
Section	5291 Total	122,750	111,550	8,610	143,030	129,680				
Department	505204 Total	303,520	454,690	192,140	555,120	541,770		44,170		



4/2/2014

Operating Budget By Fund and Division

		Current Budget Year				Continuation	New or Expanded Service			
		1	2	3	4	5	6	7	8	9
		2013	2014	2014 YTD	2015	2015	2015	2015	2015	2015
		Actual	Original	Actual	Request	Mayor's	Council	Request	Mayor's	Council
Fund	1101 GENERAL SERVICES DISTRICT		Department	505601	E-911 Administration		Section	0001	Unallocated Subsection	
Account										
63111	Civil Service Salaries	13,120	13,100	8,880	14,300	14,300				
63411	Longevity		30							
63413	Sick Leave		500							
63511	Pension Contributions	2,390	2,500	1,530	2,500	2,500				
63615	Life/Health/Dental/Vision	1,580	1,500	1,030	1,500	1,500				
63621	FICA	740	800	500	900	900				
63622	Unemployment Insurance	20	40	30	30	30				
63624	Medicare Expense	170	200	90	200	200				
73101	Property and Casualty Exces	1,270	1,520	1,170	1,760	1,760				
73102	Property and Casualty Self I	30,770	9,300	140	12,270	12,270				
75101	Operating Supplies and Expi	120	450		450	450				
75801	Equipment Under \$5000		500		500	500				
Section 0001 Total		50,180	30,440	13,370	34,410	34,410				
Department 505601 Total		50,180	30,440	13,370	34,410	34,410				



4/2/2014


Operating Budget By Fund and Division

		Current Budget Year			Continuation		New or Expanded Service			
		1	2	3	4	5	6	7	8	9
		2013	2014	2014 YTD	2015	2015	2015	2015	2015	2015
		Actual	Original	Actual	Request	Mayor's	Council	Request	Mayor's	Council
Fund	1101 GENERAL SERVICES DISTRICT		Department	505602	Public Safety	Answering Point	Section	0001	Unallocated	Subsection
Account										
63111	Civil Service Salaries	1,474,590	2,559,400	942,130	2,454,700	2,454,700		156,900	77,700	
63152	Overtime-CERS	389,250	355,600	253,680	355,600	355,600				
63411	Longevity	1,590	6,030	980	5,740	5,740				
63413	Sick Leave	28,880	41,200	33,610	38,500	38,500				
63416	Lump Sum Termination Pay	5,970								
63417	Sick Pay Service Credit	1,350								
63511	Pension Contributions	340,110	551,800	208,830	497,600	497,600		27,700	13,800	
63612	Health Insurance	21,830		16,800						
63615	Life/Health/Dental/Vision	177,000	473,200	113,760	456,500	456,500		29,500	15,600	
63621	FICA	104,500	183,700	67,810	177,000	177,000		9,700	4,800	
63622	Unemployment Insurance	3,280	7,250	3,350	6,850	6,850		380	180	
63624	Medicare Expense	23,580	43,000	15,090	41,400	41,400		2,300	1,100	
63962	Payroll Recovery-E911		-1,433,000		-1,363,200	-1,363,200		-134,000	-38,200	
71207	Prof Svc - Outside Labor	26,290	83,200	64,680	83,200	83,200				
71299	Prof Svc - Other	82,680								
Section 0001 Total		2,680,900	2,871,380	1,720,720	2,753,890	2,753,890		92,480	74,980	
Department 505602 Total		2,680,900	2,871,380	1,720,720	2,753,890	2,753,890		92,480	74,980	



4/2/2014

Operating Budget By Fund and Division



		Current Budget Year				Continuation	New or Expanded Service			
		1	2	3	4	5	6	7	8	9
		2013	2014	2014 YTD	2015	2015	2015	2015	2015	2015
		Actual	Original	Actual	Request	Mayor's	Council	Request	Mayor's	Council
Fund	1101 GENERAL SERVICES DISTRICT		Department	505603	Addressing		Section	0001	Unallocated	Subsection
Account										
63111	Civil Service Salaries	10,070	13,800	6,720	13,100	13,100				
63152	Overtime-CERS		200	50	200	200				
63411	Longevity		50		50	50				
63413	Sick Leave		300		300	300				
63511	Pension Contributions	1,840	2,600	1,180	2,300	2,300				
63615	Life/Health/Dental/Vision	1,210	2,100	810	2,000	2,000				
63621	FICA	570	900	380	800	800				
63622	Unemployment Insurance	20	40	20	30	30				
63624	Medicare Expense	130	200	90	200	200				
Section 0001 Total		13,840	20,190	9,250	18,980	18,980				
Department 505603 Total		13,840	20,190	9,250	18,980	18,980				



4/2/2014

Operating Budget By Fund and Division

		Current Budget Year			Continuation		New or Expanded Service			
		1 2013 Actual	2 2014 Original	3 2014 YTD Actual	4 2015 Request	5 2015 Mayor's	6 2015 Council	7 2015 Request	8 2015 Mayor's	9 2015 Council
Fund 1101	GENERAL SERVICES DISTRICT			Department	505400	Community Corrections				
Adopted Budget Control Levels										
Personnel		20,921,680	22,277,740	14,315,470	22,678,640	22,678,640		476,380	531,250	
Operating		10,029,810	10,333,060	5,429,740	10,910,880	10,828,470		6,000	6,000	
Transfers										
Capital										
Total		30,951,490	32,610,800	19,745,210	33,589,520	33,507,110		482,380	537,250	

Budget Detail (Information Only)

Fund	1101	GENERAL SERVICES DISTRICT	Department	505401	Administrative Services	Section	5411	Detention Administration
Account								
63111	Civil Service Salaries	1,057,110	1,121,200	750,330	1,158,800	1,158,800	53,800	30,500
63121	Non-Civil Service Salaries	1,130						
63141	Detention Sworn	10,728,610	10,998,600	7,177,260	11,101,900	11,101,900	226,800	277,200
63152	Overtime-CERS	2,950	4,500	4,920	9,000	9,000		
63153	OT Hazardous-subject to Pe	974,560	801,600	789,060	950,000	950,000		
63312	Seasonal	2,900						
63313	Part Time - Non-CERS	56,650	54,800	38,010	60,100	60,100		
63411	Longevity	3,370	3,440	2,020	3,050	3,050		
63413	Sick Leave	129,620	129,400	120,130	152,000	152,000		
63414	Special Duty		212,700		227,300	227,300		
63415	Educational Incentive	15,270	15,600	12,430	18,600	18,600		
63416	Lump Sum Termination Pay	53,950		71,110				
63419	Military Pay	33,740		19,810				
63424	Sick Pay Term Payout - CW	26,740		70,360				
63426	Community Correction-Other	3,020						
63461	Uniform and Equipment Allo	122,930	128,000	51,560	127,900	127,900	4,000	6,000
63511	Pension Contributions	194,730	4,512,100	132,230	4,430,500	4,430,500	87,300	100,500
63512	Pension CERS - Haz	4,099,510		2,679,070				
63611	Life Insurance		800		600	600		
63612	Health Insurance	133,040		97,380				
63615	Life/Health/Dental/Vision	127,160	2,893,670	90,660	2,953,900	2,953,900	82,100	92,400
63617	BP - CWA	1,850,100		1,277,110				
63621	FICA	810,540	834,200	564,710	855,000	855,000	17,600	19,400
63622	Unemployment Insurance	22,780	30,010	25,200	33,140	33,140	680	750
63624	Medicare Expense	184,650	195,100	127,010	200,000	200,000	4,100	4,500
63966	Payroll Recovery-Risk Mgmt	-3,970		-9,600				
71210	Prof Svc - Waste Disposal		5,000	3,130	5,000	5,000		
71299	Prof Svc - Other	195,030	245,000	19,610	245,000	245,000		
71303	Rent/Lease - Equipment	29,560	35,000	26,240	42,000	42,000		
71399	Rent/Lease - Other	1,220	2,640	690	2,640	2,640		
72101	Electric	457,040	522,790	320,730	524,930	524,930		
72102	Gas	240,720	316,350	154,050	245,470	245,470		
72103	Water	343,740	329,780	293,870	371,770	371,770		
72104	Sewer User Fee	495,550	351,730	304,020	521,140	521,140		
72105	Landfill User Fee	2,700	2,700	1,160	2,430	2,430		



4/2/2014


Operating Budget By Fund and Division

		Current Budget Year			Continuation		New or Expanded Service			
		1 2013 Actual	2 2014 Original	3 2014 YTD Actual	4 2015 Request	5 2015 Mayor's	6 2015 Council	7 2015 Request	8 2015 Mayor's	9 2015 Council
72107	Water Quality Management I	10,760	10,980	6,380	10,980	10,980				
72202	Landline Phones	21,090	28,000	12,560	29,000	29,000				
72203	Cell Phones	4,570	2,240	1,090	1,600	1,600				
73101	Property and Casualty Exces	61,320	145,570	112,740	172,580	172,580				
73102	Property and Casualty Self I	1,485,120	1,136,490	13,590	1,202,950	1,202,950				
73305	Recovery - Totaled Vehicles			840						
74101	Required Certification/Trainin			80						
74102	Conferences and Other Trai		19,000	11,230	19,000	19,000				
74201	Business Travel	14,000								
75101	Operating Supplies and Expi	21,790	10,000	5,530	10,000	10,000				
75601	Clothing/Equipment - Other	1,640	3,420	2,400	1,900	1,900				
75602	Clothing/Equip - Public Safel	36,410	28,500	16,690	2,800	2,800				
75801	Equipment Under \$5000	39,920	30,000	19,710	30,000	30,000		6,000	6,000	
76101	Repairs and Maintenance	12,380	14,400	6,090	14,400	14,400				
76201	Vehicle and Equipment Fuel	26,840	33,760	17,160	31,500	31,500				
76331	Vehicle Repairs and Mainte	39,500	42,600	16,240	31,000	31,000				
77801	Dues	1,600	2,420	750	2,420	2,420				
77802	Subscriptions and Publicatio	360	830	180	450	450				
78110	Assistance-Tuition Reimburs	6,710	10,820	4,300	10,820	10,820				
Section 5411 Total		24,180,660	25,265,740	15,461,830	25,813,570	25,813,570		482,380	537,250	
Fund 1101	GENERAL SERVICES DISTRICT		Department	505401	Administrative Services		Section 5412	Det Building and Grounds Maint.		
Account										
71303	Rent/Lease - Equipment		1,710		1,500	1,500				
71399	Rent/Lease - Other				8,400	8,400				
75601	Clothing/Equipment - Other				1,500	1,500				
75801	Equipment Under \$5000	14,650	20,850	1,340	20,000	20,000				
76101	Repairs and Maintenance	380,170	428,330	243,440	480,700	480,700				
Section 5412 Total		394,820	450,890	244,780	512,100	512,100				
Fund 1101	GENERAL SERVICES DISTRICT		Department	505401	Administrative Services		Section 5413	Detention Training		
Account										
74101	Required Certification/Trainin		7,180	2,840	5,000	5,000				
75101	Operating Supplies and Expi	3,810	21,500	13,860	21,500	21,500				
75102	Food And Household Items	140	400	170	400	400				
75602	Clothing/Equip - Public Safel		4,330		30,000	30,000				
75801	Equipment Under \$5000		1,900		5,000	5,000				
77801	Dues	20	250	20	250	250				
77802	Subscriptions and Publicatio	460	420		250	250				
Section 5413 Total		4,430	35,980	16,890	62,400	62,400				
Fund 1101	GENERAL SERVICES DISTRICT		Department	505401	Administrative Services		Section 5414	Detention IT		
Account										
71299	Prof Svc - Other		25,000	130	70,750	70,750				
71303	Rent/Lease - Equipment				21,480	21,480				
75101	Operating Supplies and Expi		5,000	3,270	5,000	5,000				
75102	Food And Household Items			20						
75801	Equipment Under \$5000		10,000	7,120	87,410	5,000				
Section 5414 Total			40,000	10,540	184,640	102,230				



4/2/2014

Operating Budget By Fund and Division



		Current Budget Year			Continuation	New or Expanded Service				
		1	2	3	4	5	6	7	8	9
		2013	2014	2014 YTD	2015	2015	2015	2015	2015	2015
		Actual	Original	Actual	Request	Mayor's	Council	Request	Mayor's	Council
Fund 1101	GENERAL SERVICES DISTRICT		Department	505401	Administrative Services		Section	5415	Detention Recruitment	
Account										
71299	Prof Svc - Other		26,000	8,420	26,000	26,000				
74201	Business Travel		1,000	310	1,000	1,000				
75101	Operating Supplies and Expi		2,000	1,650	2,000	2,000				
	Section 5415 Total		29,000	10,380	29,000	29,000				
	Department 505401 Total	24,579,910	25,821,610	15,744,420	26,601,710	26,519,300		482,380	537,250	



4/2/2014

Operating Budget By Fund and Division

		Current Budget Year				Continuation	New or Expanded Service		
		1	2	3	4	5	6	7	8
		2013	2014	2014 YTD	2015	2015	2015	2015	2015
		Actual	Original	Actual	Request	Mayor's	Council	Request	Mayor's
Fund 1101	GENERAL SERVICES DISTRICT		Department	505402	Adult Detention		Section	5421	Adult Detention Administration
Account									
63966	Payroll Recovery-Risk Mgmt	-8,390							
71203	Prof Svc - Medical	3,205,190	3,473,330	2,019,680	3,664,530	3,664,530			
71204	Prof Svc - Mental Health	881,270	960,840	528,980	989,670	989,670			
71209	Prof Svc - Food Services	1,699,970	1,648,420	1,046,290	1,426,420	1,426,420			
71299	Prof Svc - Other				135,360	135,360			
75101	Operating Supplies and Exp	277,630	256,000	135,090	256,000	256,000			
75102	Food And Household Items	5,790	1,500						
75602	Clothing/Equip - Public Safel	4,360	6,630		6,630	6,630			
75801	Equipment Under \$5000		1,100		5,000	5,000			
77802	Subscriptions and Publicatio	2,750	35,200	12,500	35,200	35,200			
	Section 5421 Total	6,068,570	6,383,020	3,742,540	6,518,810	6,518,810			
Fund 1101	GENERAL SERVICES DISTRICT		Department	505402	Adult Detention		Section	5422	Prof Standards - Detention
Account									
74101	Required Certification/Trainin		3,140	50	1,500	1,500			
	Section 5422 Total		3,140	50	1,500	1,500			
Fund 1101	GENERAL SERVICES DISTRICT		Department	505402	Adult Detention		Section	5423	Linen
Account									
75102	Food And Household Items		18,670	6,880	18,670	18,670			
	Section 5423 Total		18,670	6,880	18,670	18,670			
Fund 1101	GENERAL SERVICES DISTRICT		Department	505402	Adult Detention		Section	5424	Inmate Uniforms/Mattresses
Account									
75101	Operating Supplies and Exp		7,000	5,750	25,000	25,000			
75102	Food And Household Items		28,520	18,830					
75801	Equipment Under \$5000				20,000	20,000			
	Section 5424 Total		35,520	24,580	45,000	45,000			
	Department 505402 Total	6,068,570	6,440,350	3,774,050	6,583,980	6,583,980			



4/2/2014

Operating Budget By Fund and Division

		Current Budget Year			Continuation	New or Expanded Service				
		1	2	3	4	5	6	7	8	9
		2013	2014	2014 YTD	2015	2015	2015	2015	2015	2015
		Actual	Original	Actual	Request	Mayor's	Council	Request	Mayor's	Council
Fund 1101	GENERAL SERVICES DISTRICT		Department	505403	Programs and Community Service		Section	5431	Adult Probation	
Account										
63111	Civil Service Salaries		28,900	81,360	262,200	262,200				
63121	Non-Civil Service Salaries	210,630	189,500	75,820						
63152	Overtime-CERS	550	4,500	10	4,500	4,500				
63411	Longevity	380	390	270	390	390				
63413	Sick Leave	6,090	6,200	7,380	7,500	7,500				
63511	Pension Contributions	38,590	42,200	27,540	47,200	47,200				
63612	Health Insurance	2,600		1,910						
63615	Life/Health/Dental/Vision	25,230	52,200	19,010	53,400	53,400				
63621	FICA	11,860	14,200	8,970	17,000	17,000				
63622	Unemployment Insurance	370	630	440	660	660				
63624	Medicare Expense	2,680	3,300	1,990	4,000	4,000				
72203	Cell Phones		600	370	750	750				
75101	Operating Supplies and Exp	2,670	2,170	1,670	2,170	2,170				
75601	Clothing/Equipment - Other		1,870		1,800	1,800				
75801	Equipment Under \$5000	1,080	1,430		1,510	1,510				
76101	Repairs and Maintenance	280	750		750	750				
Section 5431 Total		303,010	348,840	226,740	403,830	403,830				
Department 505403 Total		303,010	348,840	226,740	403,830	403,830				



4/2/2014

Operating Budget By Fund and Division

		Current Budget Year			Continuation	New or Expanded Service			
		1	2	3	4	5	6	7	8
		2013	2014	2014 YTD	2015	2015	2015	2015	2015
		Actual	Original	Actual	Request	Mayor's	Council	Request	Mayor's
Fund 1101 GENERAL SERVICES DISTRICT				Department	505500	Police			9
									2015
									Council
Adopted Budget Control Levels									
Personnel		54,425,880	54,617,400	36,403,010	56,512,550	56,512,550		757,780	648,200
Operating		8,029,120	8,345,190	3,403,230	8,737,540	8,518,540		95,400	
Transfers		-200,000	-200,000		-200,000	-200,000			
Capital		931,470	9,060	9,060					
Total		63,186,470	62,771,650	39,815,300	65,050,090	64,831,090		853,180	648,200
Budget Detail (Information Only)									
Fund 1101 GENERAL SERVICES DISTRICT			Department	505501	Chief's Office		Section	0001	Unallocated Subsection
Account									
73302 Recovery - Vehicle Loss				-910					
73305 Recovery - Totaled Vehicles	1,500			-2,520					
Section 0001 Total	1,500			-3,430					
Fund 1101 GENERAL SERVICES DISTRICT			Department	505501	Chief's Office		Section	5511	Chief's Office Operations
Account									
63111 Civil Service Salaries	201,340	268,500	134,250	204,100	204,100				
63121 Non-Civil Service Salaries	320		33,810	66,900	66,900				
63131 Police and Fire Sworn	636,520	464,700	310,230	464,900	464,900				
63152 Overtime-CERS	3,540	1,500	2,400	3,500	3,500				
63155 OT F and P-Unsch Not Pen	3,180	17,400	3,970	15,400	15,400				
63411 Longevity	610	1,420	420	1,420	1,420				
63413 Sick Leave	11,470	11,900	11,940	12,100	12,100				
63414 Special Duty	6,980	1,500							
63415 Educational Incentive	12,450	9,000	6,100	8,900	8,900				
63418 Training Incentive	92,900								
63420 P&F-Phy Fitness Exam Ince				1,900	1,900				
63421 Longevity - P and F	800		530						
63427 Sick Pay Jan - for P and F	36,120	27,200	28,820	27,400	27,400				
63461 Uniform and Equipment Allo	10,860	9,800	6,380	9,700	9,700				
63511 Pension Contributions	37,540	51,100	29,910	48,600	48,600				
63513 Pension - Police/Fire	228,060	148,000	112,150	175,600	175,600				
63611 Life Insurance		1,600		1,600	1,600				
63612 Health Insurance	6,240		3,820						
63615 Life/Health/Dental/Vision	24,210	95,100	20,320	94,100	94,100				
63616 BP - P and F	82,750		41,870						
63621 FICA	11,550	17,500	9,710	17,800	17,800				
63622 Unemployment Insurance	4,510	2,140	1,480	1,990	1,990				
63624 Medicare Expense	32,740	11,500	7,030	11,500	11,500				
63966 Payroll Recovery-Risk Mgmt	-94,910		-57,590						
71201 Prof Svc - Legal			40						
71299 Prof Svc - Other	35,610	46,000	34,180	46,000	46,000				
71305 Rent/Lease - Parking				28,000	28,000				
71399 Rent/Lease - Other	1,780	4,000	1,040	4,000	4,000				



4/2/2014

Operating Budget By Fund and Division

		Current Budget Year			Continuation		New or Expanded Service			
		1	2	3	4	5	6	7	8	9
		2013	2014	2014 YTD	2015	2015	2015	2015	2015	2015
		Actual	Original	Actual	Request	Mayor's	Council	Request	Mayor's	Council
72101	Electric	240,890	311,700	190,040	299,790	299,790				
72102	Gas	30,740	37,070	22,660	31,340	31,340				
72103	Water	20,550	28,960	12,040	22,390	22,390				
72104	Sewer User Fee	13,640	17,160	5,860	13,640	13,640				
72105	Landfill User Fee	1,350	1,220	580	1,220	1,220				
72107	Water Quality Management I	6,050	6,900	4,450	6,900	6,900				
72202	Landline Phones	740	12,900	380	1,700	1,700				
72203	Cell Phones	14,890	21,000	8,880	21,000	21,000				
73101	Property and Casualty Exces	133,060	326,320	257,150	379,210	379,210				
73102	Property and Casualty Self li	3,222,400	3,102,590	30,630	2,643,350	2,643,350				
74101	Required Certification/Trainin			30,000						
74201	Business Travel	3,850	8,100	3,400	8,100	8,100				
75101	Operating Supplies and Expe	112,700	21,600	11,810	21,600	21,600				
75102	Food And Household Items	1,770	7,000	780	7,000	7,000				
75601	Clothing/Equipment - Other	60		30						
75602	Clothing/Equip - Public Safel	66,780	20,000	12,110	20,000	20,000				
75801	Equipment Under \$5000	44,420	70,000	4,890	259,000	70,000		95,400		
76101	Repairs and Maintenance	1,810	30,000	11,150	30,000	30,000				
76102	Software Maintenance		3,000		73,000	43,000				
77801	Dues	2,280	6,750	1,400	6,750	6,750				
77802	Subscriptions and Publicatio	410	4,680	300	4,680	4,680				
78110	Assistance-Tuition Reimburs	52,440	100,000	1,680	100,000	100,000				
81605	Transfer from Public Safety	-200,000	-200,000		-200,000	-200,000				
95601	Radio Equipment	908,740								
96708	Personal Protective Equipme		9,060	9,060						
Section 5511 Total		6,066,740	5,135,870	1,362,090	4,996,080	4,777,080		95,400		
Department 505501 Total		6,068,240	5,135,870	1,358,660	4,996,080	4,777,080		95,400		



4/2/2014

Operating Budget By Fund and Division

		Current Budget Year			Continuation	New or Expanded Service			
		1	2	3	4	5	6	7	8
		2013	2014	2014 YTD	2015	2015	2015	2015	2015
		Actual	Original	Actual	Request	Mayor's	Council	Request	Mayor's
Fund	1101 GENERAL SERVICES DISTRICT		Department	505502 Administration			Section	5521 Police Administration	9
Account									2015 Council
63111	Civil Service Salaries	1,317,510	1,365,600	894,830	1,432,100	1,432,100			
63131	Police and Fire Sworn	1,067,630	786,100	676,600	959,600	959,600			
63152	Overtime-CERS	55,900	20,200	42,970	20,200	20,200			
63154	OT F and P- Sch OT Sub PE	-60							
63155	OT F and P-Unsch Not Pen	42,130	30,100	18,040	30,100	30,100			
63411	Longevity	2,940	3,010	1,660	2,300	2,300			
63413	Sick Leave	42,320	45,300	45,670	46,200	46,200			
63414	Special Duty	28,380	2,700	10,930	13,500	13,500			
63415	Educational Incentive	22,910	15,000	14,720	20,800	20,800			
63416	Lump Sum Termination Pay	8,430		12,270					
63417	Sick Pay Service Credit	28,790		12,530					
63419	Military Pay	43,000		1,130					
63420	P&F-Phy Fitness Exam Ince				4,600	4,600			
63421	Longevity - P and F			470					
63423	Sick Pay Term Payout - Fire	8,230		40,910					
63425	Lump Sum Term P-"349" for	42,960		28,100					
63427	Sick Pay Jan - for P and F	46,480	37,400	48,660	38,600	38,600			
63461	Uniform and Equipment Allo	20,790	18,100	16,030	26,100	26,100			
63511	Pension Contributions	256,390	262,200	166,280	257,000	257,000			
63513	Pension - Police/Fire	592,470	251,700	259,550	373,000	373,000			
63611	Life Insurance		3,300		5,200	5,200			
63612	Health Insurance	20,270		14,510					
63615	Life/Health/Dental/Vision	158,090	360,400	108,070	424,600	424,600			
63616	BP - P and F	138,910		91,320					
63621	FICA	79,270	88,900	54,660	93,100	93,100			
63622	Unemployment Insurance	4,760	6,260	5,100	6,330	6,330			
63624	Medicare Expense	35,400	33,400	23,730	37,400	37,400			
71299	Prof Svc - Other	10,000							
71301	Rent/Lease - Land	2,720	2,000						
71303	Rent/Lease - Equipment	740	3,000		3,000	3,000			
75101	Operating Supplies and Exp	2,440	1,250	300	1,250	1,250			
75102	Food And Household Items		200		200	200			
75602	Clothing/Equip - Public Safel	1,410	500	480	500	500			
75801	Equipment Under \$5000		1,000		1,000	1,000			
76101	Repairs and Maintenance	1,390	2,430	280	2,430	2,430			
76201	Vehicle and Equipment Fuel	1,841,840	1,746,870	1,101,590	1,843,000	1,843,000			
76331	Vehicle Repairs and Mainte	1,312,670	1,197,770	927,620	1,600,000	1,600,000			
77801	Dues	260	460	260	460	460			
78110	Assistance-Tuition Reimburs	2,000		3,450					
	Section 5521 Total	7,239,370	6,285,150	4,622,720	7,242,570	7,242,570			
Fund	1101 GENERAL SERVICES DISTRICT		Department	505502 Administration			Section	5523 Central Records	
Account									
71303	Rent/Lease - Equipment	3,700	6,950	3,290	6,950	6,950			
75101	Operating Supplies and Exp	65,030	60,270	49,940	60,270	60,270			
75102	Food And Household Items		1,620		1,620	1,620			
76101	Repairs and Maintenance	11,310	7,500	4,210	7,500	7,500			



4/2/2014

Operating Budget By Fund and Division

		Current Budget Year				Continuation	New or Expanded Service			
		1 2013 Actual	2 2014 Original	3 2014 YTD Actual	4 2015 Request	5 2015 Mayor's	6 2015 Council	7 2015 Request	8 2015 Mayor's	9 2015 Council
77801	Dues	100	100	100	100	100				
95803	Projection Devices-Accessori	8,530								
	Section 5523 Total	88,670	76,440	57,540	76,440	76,440				
Fund 1101	GENERAL SERVICES DISTRICT		Department	505502	Administration		Section 5525	Technical Services		
Account										
63111	Civil Service Salaries						25,100	22,600		
63511	Pension Contributions						4,400	4,000		
63615	Life/Health/Dental/Vision						5,900	5,200		
63621	FICA						1,600	1,400		
63622	Unemployment Insurance						60	50		
63624	Medicare Expense						400	300		
71299	Prof Svc - Other	12,470	7,000	8,920	11,840	11,840				
71301	Rent/Lease - Land		2,840							
71399	Rent/Lease - Other	210								
75101	Operating Supplies and Expi	7,540	6,480	2,980	6,480	6,480				
75801	Equipment Under \$5000	3,160	5,000		5,000	5,000				
76101	Repairs and Maintenance	55,720	59,400	31,120	59,400	59,400				
77801	Dues		100		100	100				
	Section 5525 Total	79,100	80,820	43,020	82,820	82,820		37,460	33,550	
Fund 1101	GENERAL SERVICES DISTRICT		Department	505502	Administration		Section 5526	Property and Evidence		
Account										
71301	Rent/Lease - Land			830						
71302	Rent/Lease - Buildings		4,120	660	4,120	4,120				
75101	Operating Supplies and Expi		3,790	3,310	3,790	3,790				
75801	Equipment Under \$5000		2,000		2,000	2,000				
	Section 5526 Total		9,910	4,800	9,910	9,910				
Fund 1101	GENERAL SERVICES DISTRICT		Department	505502	Administration		Section 5527	Computer Information Services		
Account										
63111	Civil Service Salaries		42,300	12,460	40,100	40,100				
63121	Non-Civil Service Salaries	170								
63152	Overtime-CERS			690						
63416	Lump Sum Termination Pay	790								
63511	Pension Contributions	30	8,000	2,320	7,100	7,100				
63615	Life/Health/Dental/Vision	20	7,700	1,530	7,600	7,600				
63621	FICA	60	2,600	780	2,500	2,500				
63622	Unemployment Insurance		120	40	100	100				
63624	Medicare Expense	10	600	170	600	600				
71301	Rent/Lease - Land	3,000								
71303	Rent/Lease - Equipment	1,500	6,000		6,000	6,000				
72204	Network Connectivity	1,670		21,650	52,670	52,670				
75101	Operating Supplies and Expi	14,260	38,100	12,440	38,100	38,100				
76101	Repairs and Maintenance	42,240	68,400	74,540	68,400	68,400				
76102	Software Maintenance	131,060	150,000	113,150	150,000	150,000				
77801	Dues	60	300	60	300	300				
96208	Servers	14,200								
	Section 5527 Total	209,070	324,120	239,830	373,470	373,470				



4/2/2014

Operating Budget By Fund and Division

		Current Budget Year				Continuation	New or Expanded Service			
		1	2	3	4	5	6	7	8	9
		2013	2014	2014 YTD	2015	2015	2015	2015	2015	2015
		Actual	Original	Actual	Request	Mayor's	Council	Request	Mayor's	Council
Department	505502 Total	7,616,210	6,776,440	4,967,910	7,785,210	7,785,210		37,460	33,550	



4/2/2014

Operating Budget By Fund and Division

		Current Budget Year		Continuation		New or Expanded Service			
		1	2	3	4	5	6	7	8
		2013	2014	2014 YTD	2015	2015	2015	2015	2015
		Actual	Original	Actual	Request	Mayor's	Council	Request	Mayor's
Fund	1101 GENERAL SERVICES DISTRICT		Department	505504 Patrol			Section	5541 Patrol	
Account									
63111	Civil Service Salaries	228,740	228,100	155,080	230,300	230,300			
63131	Police and Fire Sworn	14,872,960	15,914,900	10,424,820	16,132,700	16,132,700			
63152	Overtime-CERS	9,810	3,100	8,080	10,000	10,000			
63154	OT F and P- Sch OT Sub PE	-1,070							
63155	OT F and P-Unsch Not Pen	501,660	407,600	470,520	475,700	475,700			
63411	Longevity	1,110	1,090	810	1,110	1,110			
63413	Sick Leave	5,470	4,300	4,410	2,100	2,100			
63414	Special Duty	542,150	443,900	379,430	435,900	435,900			
63415	Educational Incentive	300,260	282,700	213,420	302,900	302,900			
63419	Military Pay	91,470		70,050					
63420	P&F-Phy Fitness Exam Ince				74,000	74,000			
63421	Longevity - P and F	720							
63423	Sick Pay Term Payout - Fire	213,180		34,910					
63425	Lump Sum Term P-"349" for	256,660		109,140					
63427	Sick Pay Jan - for P and F	623,570	638,200	663,780	634,700	634,700			
63461	Uniform and Equipment Allo	293,090	451,100	331,130	465,100	465,100			
63511	Pension Contributions	43,690	43,900	28,620	42,700	42,700			
63513	Pension - Police/Fire	5,338,350	5,301,400	3,775,420	6,388,500	6,388,500			
63611	Life Insurance		98,500		99,400	99,400			
63612	Health Insurance	94,580		76,380					
63615	Life/Health/Dental/Vision	27,480	2,968,700	18,730	3,004,800	3,004,800			
63616	BP - P and F	1,934,600		1,407,430					
63621	FICA	13,440	14,700	9,300	15,100	15,100			
63622	Unemployment Insurance	31,310	39,910	36,160	47,070	47,070			
63624	Medicare Expense	237,310	266,300	174,680	270,800	270,800			
71302	Rent/Lease - Buildings	33,740	33,750	16,870	33,750	33,750			
72101	Electric	12,950	16,100	8,810	14,100	14,100			
72102	Gas	710	760	620	760	760			
72103	Water	1,180	1,810	910	1,610	1,610			
72104	Sewer User Fee	880	1,600	510	890	890			
72107	Water Quality Management	790	800	540	860	860			
75101	Operating Supplies and Exp	10,580	13,500	5,770	13,500	13,500			
75102	Food And Household Items	100	200		200	200			
75105	Supplies - miscellaneous	990							
75801	Equipment Under \$5000	13,030	10,000	4,000	10,000	10,000			
76101	Repairs and Maintenance	4,360	7,500	3,960	7,500	7,500			
76331	Vehicle Repairs and Mainte		9,000						
76332	Vehicle Washes And Supplie		5,000		5,000	5,000			
77801	Dues	680	1,720	570	1,720	1,720			
78110	Assistance-Tuition Reimburs	34,710		26,520					
Section 5541 Total		25,775,240	27,210,140	18,461,380	28,722,770	28,722,770			
Department 505504 Total		25,775,240	27,210,140	18,461,380	28,722,770	28,722,770			



4/2/2014

Operating Budget By Fund and Division

		Current Budget Year				Continuation	New or Expanded Service		
		1	2	3	4	5	6	7	8
		2013	2014	2014 YTD	2015	2015	2015	2015	2015
		Actual	Original	Actual	Request	Mayor's	Council	Request	Mayor's
Fund	1101 GENERAL SERVICES DISTRICT		Department	505505 Special Operations			Section	5528 ERU	9
Account									2015 Council
63152	Overtime-CERS		44,500		44,500	44,500			
63511	Pension Contributions		8,400		7,900	7,900			
63621	FICA		2,800		2,800	2,800			
63622	Unemployment Insurance				110	110			
63624	Medicare Expense		600		600	600			
71299	Prof Svc - Other	1,600	2,500	1,500	2,500	2,500			
75101	Operating Supplies and Exp	2,990	22,270	5,770	22,270	22,270			
75602	Clothing/Equip - Public Safel	3,910	5,000	4,700	5,000	5,000			
75801	Equipment Under \$5000	260	5,000	4,730	5,000	5,000			
Section 5528 Total		8,760	91,070	16,700	90,680	90,680			
Fund	1101 GENERAL SERVICES DISTRICT		Department	505505 Special Operations			Section	5529 Community Services	
Account									
63152	Overtime-CERS		164,400		164,400	164,400			
63511	Pension Contributions		31,100		29,000	29,000			
63621	FICA		10,200		10,200	10,200			
63622	Unemployment Insurance				390	390			
63624	Medicare Expense		2,400		2,400	2,400			
75101	Operating Supplies and Exp	20,240	4,250	1,470	4,250	4,250			
75102	Food And Household Items		1,000	690	1,000	1,000			
75801	Equipment Under \$5000	880	1,000	910	1,000	1,000			
76101	Repairs and Maintenance	300	500		500	500			
76332	Vehicle Washes And Supplie	240	250	240	250	250			
77801	Dues	100	160	40	160	160			
Section 5529 Total		21,760	215,260	3,350	213,550	213,550			
Fund	1101 GENERAL SERVICES DISTRICT		Department	505505 Special Operations			Section	5542 K-9	
Account									
71299	Prof Svc - Other	17,210	8,000	4,720	8,000	8,000			
75101	Operating Supplies and Exp	31,300	7,000	4,090	7,000	7,000			
75602	Clothing/Equip - Public Safel	2,950	1,000	600	1,000	1,000			
75801	Equipment Under \$5000	2,000	1,000	640	1,000	1,000			
76101	Repairs and Maintenance	1,650	2,000	400	2,000	2,000			
77801	Dues	400	450	500	450	450			
Section 5542 Total		55,510	19,450	10,950	19,450	19,450			
Fund	1101 GENERAL SERVICES DISTRICT		Department	505505 Special Operations			Section	5543 Police Traffic	
Account									
63111	Civil Service Salaries	170,010	223,400	126,300	251,100	251,100			
63131	Police and Fire Sworn	5,422,170	3,850,500	2,780,600	4,418,700	4,418,700			
63152	Overtime-CERS	28,040	30,000	19,420	30,000	30,000			
63154	OT F and P- Sch OT Sub PE	-950		4,760					
63155	OT F and P-Unsch Not Pen	73,800	300,000	16,780	300,000	300,000			
63313	Part Time - Non-CERS	259,820	288,300	173,990	288,300	288,300			
63314	Part Time - CERS	48,370		35,050					
63411	Longevity	1,320	1,560	960	1,150	1,150			



4/2/2014

Operating Budget By Fund and Division

		Current Budget Year			Continuation		New or Expanded Service			
		1	2	3	4	5	6	7	8	9
		2013	2014	2014 YTD	2015	2015	2015	2015	2015	2015
		Actual	Original	Actual	Request	Mayor's	Council	Request	Mayor's	Council
63413	Sick Leave	4,230	2,200	4,030	4,500	4,500				
63414	Special Duty	165,280	102,500	89,190	101,800	101,800				
63415	Educational Incentive	96,420	65,400	54,780	77,800	77,800				
63416	Lump Sum Termination Pay			3,170						
63417	Sick Pay Service Credit			5,620						
63418	Training Incentive	-160								
63419	Military Pay	1,960		350						
63420	P&F-Phy Fitness Exam Ince				19,200	19,200				
63423	Sick Pay Term Payout - Fire	221,350		79,130						
63425	Lump Sum Term P-"349" for	268,760		46,800						
63427	Sick Pay Jan - for P and F	281,200	195,800	206,420	195,600	195,600				
63461	Uniform and Equipment Allo	97,820	103,000	76,690	122,300	122,300				
63511	Pension Contributions	45,730	102,600	32,770	100,800	100,800				
63513	Pension - Police/Fire	2,139,830	1,272,900	1,034,750	1,736,600	1,736,600				
63611	Life Insurance		20,900		25,000	25,000				
63612	Health Insurance	35,860		21,770						
63615	Life/Health/Dental/Vision	20,400	675,100	15,230	804,600	804,600				
63616	BP - P and F	703,830		375,470						
63621	FICA	27,940	34,000	20,370	35,700	35,700				
63622	Unemployment Insurance	12,740	12,450	10,830	14,460	14,460				
63624	Medicare Expense	93,770	73,900	50,240	83,400	83,400				
75101	Operating Supplies and Expe	2,530	3,060	4,110	3,060	3,060				
75602	Clothing/Equip - Public Safel	2,620	4,000	3,730	4,000	4,000				
75801	Equipment Under \$5000	1,120	2,000	2,730	2,000	2,000				
76101	Repairs and Maintenance	3,660	4,200		4,200	4,200				
77801	Dues	720	720		720	720				
78110	Assistance-Tuition Reimburs	12,830		3,560						
78201	Grant Match	39,020		3,670	2,500	2,500				
Section 5543 Total		10,282,040	7,368,490	5,303,270	8,627,490	8,627,490				
Fund 1101	GENERAL SERVICES DISTRICT		Department	505505	Special Operations		Section 5544	CRU/Hit and Run		
Account										
75101	Operating Supplies and Expe	100	670	1,630	670	670				
75801	Equipment Under \$5000	2,380	2,500	770	2,500	2,500				
77801	Dues		150		150	150				
Section 5544 Total		2,480	3,320	2,400	3,320	3,320				
Fund 1101	GENERAL SERVICES DISTRICT		Department	505505	Special Operations		Section 5547	HDU; Hazardous Devices Unit		
Account										
75101	Operating Supplies and Expe		4,000	1,580	4,000	4,000				
75602	Clothing/Equip - Public Safel		1,000		1,000	1,000				
75801	Equipment Under \$5000		5,000	810	5,000	5,000				
77801	Dues		800	510	800	800				
Section 5547 Total			10,800	2,900	10,800	10,800				
Fund 1101	GENERAL SERVICES DISTRICT		Department	505505	Special Operations		Section 5548	CNU; Crisis Negotiation Unit		
Account										
75101	Operating Supplies and Expe		1,000		1,000	1,000				
75602	Clothing/Equip - Public Safel		1,000	1,770	1,000	1,000				



4/2/2014

Operating Budget By Fund and Division

		Current Budget Year				Continuation	New or Expanded Service		
	1	2	3	4	5	6	7	8	9
	2013	2014	2014 YTD	2015	2015	2015	2015	2015	2015
	Actual	Original	Actual	Request	Mayor's	Council	Request	Mayor's	Council
Section 5548 Total		2,000	1,770	2,000	2,000				
Fund 1101 GENERAL SERVICES DISTRICT		Department	505505 Special Operations			Section 5549 Mounted			
Account									
71299 Prof Svc - Other		14,500	9,640	14,500	14,500				
75101 Operating Supplies and Exp		16,850	6,490	16,850	16,850				
75602 Clothing/Equip - Public Safel		3,000	710	3,000	3,000				
75801 Equipment Under \$5000		2,000	1,890	2,000	2,000				
76101 Repairs and Maintenance		2,000	190	2,000	2,000				
Section 5549 Total		38,350	18,920	38,350	38,350				
Fund 1101 GENERAL SERVICES DISTRICT		Department	505505 Special Operations			Section 5581 CLEAR: Comm Law Enfor Action R			
Account									
75101 Operating Supplies and Exp		1,000	10	1,000	1,000				
76101 Repairs and Maintenance		1,500	620	1,500	1,500				
Section 5581 Total		2,500	630	2,500	2,500				
Department 505505 Total	10,370,550	7,751,240	5,360,890	9,008,140	9,008,140				



4/2/2014

Operating Budget By Fund and Division

		Current Budget Year				Continuation	New or Expanded Service		
		1	2	3	4	5	6	7	8
		2013	2014	2014 YTD	2015	2015	2015	2015	2015
		Actual	Original	Actual	Request	Mayor's	Council	Request	Mayor's
Fund	1101 GENERAL SERVICES DISTRICT		Department	505506 Investigations			Section	5561 Investigations Operations	9
Account									Council
63111	Civil Service Salaries	272,110	358,400	201,860	459,100	459,100			
63121	Non-Civil Service Salaries	110,940	109,500	112,080	144,500	144,500			
63131	Police and Fire Sworn	5,400,050	6,114,400	4,055,010	6,166,500	6,166,500			
63152	Overtime-CERS	10,980	10,000	9,150	10,000	10,000			
63154	OT F and P- Sch OT Sub PE	-1,720							
63155	OT F and P-Unsch Not Pen	206,990	402,400	213,500	477,400	477,400			
63411	Longevity	1,550	1,540	1,070	1,540	1,540			
63413	Sick Leave	14,360	16,000	11,770	14,000	14,000			
63414	Special Duty	127,060	127,700	103,590	135,100	135,100			
63415	Educational Incentive	104,410	122,400	88,870	122,000	122,000			
63416	Lump Sum Termination Pay	1,000		12,670					
63417	Sick Pay Service Credit			3,850					
63419	Military Pay	28,190		6,570					
63420	P&F-Phy Fitness Exam Ince				28,500	28,500			
63423	Sick Pay Term Payout - Fire	89,870		88,240					
63425	Lump Sum Term P-"349" for	158,470		49,300					
63427	Sick Pay Jan - for P and F	300,490	324,100	339,480	308,000	308,000			
63461	Uniform and Equipment Allo	91,380	157,800	102,780	164,700	164,700			
63511	Pension Contributions	72,120	90,600	57,390	108,700	108,700			
63513	Pension - Police/Fire	2,045,780	2,011,000	1,496,540	2,418,400	2,418,400			
63611	Life Insurance		33,400		34,400	34,400			
63612	Health Insurance	33,780		25,970					
63615	Life/Health/Dental/Vision	46,000	1,086,700	37,960	1,139,500	1,139,500			
63616	BP - P and F	701,450		547,420					
63621	FICA	22,240	30,700	19,390	39,000	39,000			
63622	Unemployment Insurance	12,030	15,000	15,160	19,970	19,970			
63624	Medicare Expense	91,300	110,300	72,870	114,400	114,400			
63964	Payroll Recovery-Grants				-47,700	-47,700			
71203	Prof Svc - Medical	300		240					
71204	Prof Svc - Mental Health	840							
71208	Prof Svc - Information Servic	4,800							
71299	Prof Svc - Other	22,760	31,590	20,750	31,590	31,590			
71301	Rent/Lease - Land	26,280							
71302	Rent/Lease - Buildings		26,000	19,710	26,000	26,000			
75101	Operating Supplies and Expi	12,950	18,450	10,480	18,450	18,450			
75102	Food And Household Items	1,000	1,000	300	1,000	1,000			
75602	Clothing/Equip - Public Safel			370					
75801	Equipment Under \$5000	9,390	11,300	3,210	11,300	11,300			
76101	Repairs and Maintenance	8,370	10,000	6,540	16,000	16,000			
76331	Vehicle Repairs and Mainte		550						
76332	Vehicle Washes And Supplie		550		550	550			
77801	Dues	580	1,500	400	1,500	1,500			
77802	Subscriptions and Publicatio		150		150	150			
78110	Assistance-Tuition Reimburs	14,270		16,260					
78201	Grant Match	31,410	53,150	9,140	53,150	53,150			
Section 5561 Total		10,073,780	11,276,180	7,759,890	12,017,700	12,017,700			



4/2/2014

Operating Budget By Fund and Division

		Current Budget Year				Continuation		New or Expanded Service		
		1	2	3	4	5	6	7	8	9
		2013	2014	2014 YTD	2015	2015	2015	2015	2015	2015
		Actual	Original	Actual	Request	Mayor's	Council	Request	Mayor's	Council
Department	505506 Total	10,073,780	11,276,180	7,759,890	12,017,700	12,017,700				



4/2/2014


Operating Budget By Fund and Division

		Current Budget Year			Continuation	New or Expanded Service			
		1	2	3	4	5	6	7	8
		2013	2014	2014 YTD	2015	2015	2015	2015	2015
		Actual	Original	Actual	Request	Mayor's	Council	Request	Mayor's
Fund	1101 GENERAL SERVICES DISTRICT		Department	505507 Professional Standards			Section	5571 Police Training	
Account									
63111	Civil Service Salaries	1,199,670	340,400	603,390	254,900	254,900			
63131	Police and Fire Sworn	842,090	2,923,900	499,730	1,705,000	1,705,000		418,600	356,600
63152	Overtime-CERS	18,530	14,700	14,690	14,700	14,700			
63154	OT F and P- Sch OT Sub PE	-130							
63155	OT F and P-Unsch Not Pen	18,190	50,000	25,690	50,000	50,000			
63411	Longevity	1,490	1,440	1,030	1,440	1,440			
63413	Sick Leave	6,460	6,900	6,960	7,000	7,000			
63414	Special Duty	11,770	11,600	8,800	14,500	14,500			
63415	Educational Incentive	46,500	70,000	22,700	33,500	33,500			
63416	Lump Sum Termination Pay	2,460							
63418	Training Incentive	16,970		880					
63419	Military Pay	6,490		2,110					
63420	P&F-Phy Fitness Exam Ince				6,800	6,800			
63425	Lump Sum Term P-"349" for	6,330							
63427	Sick Pay Jan - for P and F	53,790	35,400	39,290	29,900	29,900			
63461	Uniform and Equipment Allo	31,550	91,200	19,730	46,600	46,600		12,200	11,500
63511	Pension Contributions	222,400	67,300	107,390	47,900	47,900			
63513	Pension - Police/Fire	274,640	962,000	179,560	671,600	671,600		165,600	141,100
63611	Life Insurance		4,800		5,200	5,200		3,800	3,200
63612	Health Insurance	19,230		12,980					
63615	Life/Health/Dental/Vision	145,150	768,000	72,260	428,000	428,000		112,200	95,500
63616	BP - P and F	108,600		67,070					
63621	FICA	68,530	22,600	34,640	17,200	17,200			
63622	Unemployment Insurance	3,870	9,930	3,460	5,460	5,460		1,120	950
63624	Medicare Expense	28,850	52,800	16,110	32,100	32,100		6,800	5,800
63964	Payroll Recovery-Grants		-1,265,500		-1,243,400	-1,243,400			
71211	Prof Svc - Custodial		7,000						
71299	Prof Svc - Other			3,500	3,500	3,500			
71302	Rent/Lease - Buildings				89,520	89,520			
72101	Electric		24,000						
72102	Gas		24,000						
75101	Operating Supplies and Expi	46,470	49,210	81,230	49,210	49,210			
75102	Food And Household Items	200	250	390	250	250			
75601	Clothing/Equipment - Other			50					
75602	Clothing/Equip - Public Safel	2,030	3,300	57,400	3,300	3,300			
75801	Equipment Under \$5000	8,080	205,600	5,230	205,600	205,600			
76101	Repairs and Maintenance	4,670	40,300	340	5,780	5,780			
77801	Dues	30	810		810	810			
78110	Assistance-Tuition Reimburs	7,070		8,000					
	Section 5571 Total	3,201,980	4,521,940	1,894,610	2,486,370	2,486,370		720,320	614,650
Fund	1101 GENERAL SERVICES DISTRICT		Department	505507 Professional Standards			Section	5574 Police Planning	
Account									
63111	Civil Service Salaries		45,900						
63152	Overtime-CERS		3,100		3,100	3,100			
63511	Pension Contributions		9,300		500	500			
63513	Pension - Police/Fire	56,780							



4/2/2014

Operating Budget By Fund and Division



		Current Budget Year			Continuation	New or Expanded Service				
		1	2	3	4	5	6	7	8	9
		2013	2014	2014 YTD	2015	2015	2015	2015	2015	2015
		Actual	Original	Actual	Request	Mayor's	Council	Request	Mayor's	Council
63615	Life/Health/Dental/Vision		7,700							
63621	FICA		3,000		200	200				
63622	Unemployment Insurance		130		10	10				
63624	Medicare Expense		700							
71201	Prof Svc - Legal	4,850								
71299	Prof Svc - Other	2,020	8,100	6,850	8,100	8,100				
75101	Operating Supplies and Expr	1,280	2,010	460	2,010	2,010				
75102	Food And Household Items	190	300		300	300				
76101	Repairs and Maintenance	1,380	1,400		1,400	1,400				
77801	Dues	310	450	80	450	450				
Section 5574 Total		66,810	82,090	7,390	16,070	16,070				
Fund 1101	GENERAL SERVICES DISTRICT		Department	505507	Professional Standards		Section 5575	Police Print Shop		
Account										
75101	Operating Supplies and Expr	11,290	13,900	1,400	13,900	13,900				
76101	Repairs and Maintenance	2,370	3,850	3,170	3,850	3,850				
Section 5575 Total		13,660	17,750	4,570	17,750	17,750				
Department 505507 Total		3,282,450	4,621,780	1,906,570	2,520,190	2,520,190		720,320	614,650	



4/2/2014


Operating Budget By Fund and Division

		Current Budget Year			Continuation	New or Expanded Service				
		1 2013 Actual	2 2014 Original	3 2014 YTD Actual	4 2015 Request	5 2015 Mayor's	6 2015 Council	7 2015 Request	8 2015 Mayor's	9 2015 Council
Fund 1101	GENERAL SERVICES DISTRICT			Department 505700	Fire					
Adopted Budget Control Levels										
Personnel		50,298,140	50,021,590	34,300,950	52,519,960	52,519,960		727,820	130,520	
Operating		8,876,370	9,660,850	3,945,260	10,390,880	10,323,940				
Transfers										
Capital		984,040	187,090	331,280	459,650	280,000				
Total		60,158,550	59,869,530	38,577,490	63,370,490	63,123,900		727,820	130,520	
Budget Detail (Information Only)										
Fund 1101	GENERAL SERVICES DISTRICT		Department 505701	Fire Administration			Section 5701	Fire Administration		
Account										
63111	Civil Service Salaries	867,760	882,700	568,480	905,800	905,800		167,500	25,900	
63131	Police and Fire Sworn	28,833,640	30,737,300	19,343,360	30,561,200	30,561,200		246,900	61,000	
63152	Overtime-CERS	9,150		11,320	12,500	12,500				
63154	OT F and P- Sch OT Sub PE	25,700		5,610						
63155	OT F and P-Unsch Not Pen	1,188,130	1,060,300	975,150	1,352,500	1,352,500				
63411	Longevity	1,110	43,270	510	37,930	37,930				
63413	Sick Leave	24,100	26,200	22,720	21,600	21,600				
63414	Special Duty	606,610	472,000	407,990	506,400	506,400				
63415	Educational Incentive	29,510	28,800	19,260	34,300	34,300				
63416	Lump Sum Termination Pay	11,410		14,490						
63417	Sick Pay Service Credit	12,490		1,980						
63418	Training Incentive	-3,780								
63419	Military Pay	9,760		900						
63421	Longevity - P and F	45,210		27,780						
63423	Sick Pay Term Payout - Fire	609,510		340,920						
63425	Lump Sum Term P-"349" for	768,030		359,400						
63427	Sick Pay Jan - for P and F	1,350,900	1,227,000	1,311,680	1,246,800	1,246,800				
63461	Uniform and Equipment Allo	507,790	594,500	472,450	759,500	759,500		2,900	1,300	
63511	Pension Contributions	162,530	167,000	101,620	162,400	162,400		29,600	4,600	
63513	Pension - Police/Fire	10,754,020	10,053,000	7,160,770	11,967,700	11,967,700		93,600	23,000	
63611	Life Insurance		149,400		162,100	162,100		1,000	200	
63612	Health Insurance	170,450		133,280						
63615	Life/Health/Dental/Vision	104,240	5,241,500	68,630	5,148,400	5,148,400		63,500	11,400	
63616	BP - P and F	3,746,580		2,611,590						
63621	FICA	50,610	56,400	33,900	58,300	58,300		10,400	1,600	
63622	Unemployment Insurance	63,180	80,220	67,400	89,030	89,030		1,020	220	
63624	Medicare Expense	481,090	512,000	325,430	519,300	519,300		6,200	1,300	
63964	Payroll Recovery-Grants		-1,310,000		-1,025,800	-1,025,800				
63966	Payroll Recovery-Risk Mgmt	-131,590		-85,670						
71301	Rent/Lease - Land	3,000	3,000		3,000	3,000				
71303	Rent/Lease - Equipment	210	500							
72101	Electric	212,480	277,540	160,030	234,590	234,590				
72102	Gas	82,990	92,210	55,900	84,650	84,650				
72103	Water	55,880	59,850	32,260	59,850	59,850				
72104	Sewer User Fee	19,210	17,980	15,360	20,300	20,300				



4/2/2014

Operating Budget By Fund and Division



		Current Budget Year			Continuation	New or Expanded Service				
		1	2	3	4	5	6	7	8	9
		2013	2014	2014 YTD	2015	2015	2015	2015	2015	2015
		Actual	Original	Actual	Request	Mayor's	Council	Request	Mayor's	Council
72105	Landfill User Fee	4,370	4,160	2,510	4,540	4,540				
72107	Water Quality Management I	12,720	13,890	9,520	13,890	13,890				
72202	Landline Phones	150,270	180,000	90,090	158,730	158,730				
72203	Cell Phones	33,230	45,000	24,360						
72204	Network Connectivity	12,300	15,500	20,360						
72301	Fire Hydrant Rental	3,301,270	3,800,000	1,831,180	4,100,000	4,100,000				
72303	Equipment Communications	14,960	16,000	7,900	16,000	16,000				
73101	Property and Casualty Exces	91,900	194,300	150,590	246,330	246,330				
73102	Property and Casualty Self I	2,225,530	1,587,560	18,300	1,717,200	1,717,200				
73305	Recovery - Totaled Vehicles			-270,170						
74101	Required Certification/Trainin				50,000	50,000				
74102	Conferences and Other Trai				5,000	5,000				
74201	Business Travel				2,000	2,000				
75101	Operating Supplies and Expe	9,230	59,900	11,740	59,500	59,500				
75106	Recruiting	45,140		3,570						
75602	Clothing/Equip - Public Safel	254,850	300,000	158,540						
76101	Repairs and Maintenance	1,370	2,660	1,540	2,660	2,660				
77801	Dues	240	1,030	1,110	15,220	15,220				
77802	Subscriptions and Publicatio	170		170	7,750	7,750				
78110	Assistance-Tuition Reimburs	10,010		2,970	20,000	20,000				
78701	Bank Charges	260	2,000							
96957	Fire Truck	797,990		250,000						
Section 5701 Total		57,637,720	56,694,670	36,878,780	59,341,170	59,341,170		622,620	130,520	
Fund 1101	GENERAL SERVICES DISTRICT		Department	505701	Fire Administration		Section	5704	Fire Safety and Health	
Account										
71299	Prof Svc - Other	40,910	40,500	20,110	40,500	40,500				
75601	Clothing/Equipment - Other	2,900	3,080	1,780	3,080	3,080				
75602	Clothing/Equip - Public Safel	46,440	42,650	18,860	42,650	27,650				
78110	Assistance-Tuition Reimburs		20,000	5,400						
96708	Personal Protective Equipme	156,050	160,900	70,680	179,650					
Section 5704 Total		246,300	267,130	116,830	265,880	71,230				
Department 505701 Total		57,884,020	56,961,800	36,995,610	59,607,050	59,412,400		622,620	130,520	



4/2/2014


Operating Budget By Fund and Division

		Current Budget Year				Continuation	New or Expanded Service		
	1	2	3	4	5	6	7	8	9
	2013	2014	2014 YTD	2015	2015	2015	2015	2015	2015
	Actual	Original	Actual	Request	Mayor's	Council	Request	Mayor's	Council
Fund 1101 GENERAL SERVICES DISTRICT		Department	505702 Operations			Section	5711	Suppression Administration	
Account									
71101 Outside Agency Services	2,750								
Section 5711 Total	2,750								
Fund 1101 GENERAL SERVICES DISTRICT		Department	505702 Operations			Section	5712	EMS	
Account									
71203 Prof Svc - Medical	16,660	50,000	33,330	81,250	81,250				
71299 Prof Svc - Other	23,600	23,700	17,060	31,200	31,200				
72203 Cell Phones	7,590	10,500							
74101 Required Certification/Traini	15,750	40,000	24,640						
74102 Conferences and Other Trair	690		720						
75101 Operating Supplies and Expi	336,090	365,000	240,440	401,500	401,500				
75801 Equipment Under \$5000	6,110	20,000		30,000	30,000				
76101 Repairs and Maintenance	14,030	25,000	10,430	30,000	30,000				
77801 Dues		6,550	3,850						
78201 Grant Match		149,440		180,000	180,000				
Section 5712 Total	420,520	690,190	330,470	753,950	753,950				
Fund 1101 GENERAL SERVICES DISTRICT		Department	505702 Operations			Section	5713	Apparatus Maintenance	
Account									
63313 Part Time - Non-CERS							33,500		
63511 Pension Contributions							5,900		
63621 FICA							2,100		
63622 Unemployment Insurance							80		
63624 Medicare Expense							500		
75101 Operating Supplies and Expi	1,560	630	60	4,840	2,500				
75801 Equipment Under \$5000	4,730	4,800	700	4,800	4,800				
76101 Repairs and Maintenance	11,540	12,280	940	12,280	12,280				
76201 Vehicle and Equipment Fuel	719,960	758,240	430,840	758,240	758,240				
76331 Vehicle Repairs and Mainte	468,370	592,010	332,210	592,010	592,010				
77802 Subscriptions and Publicatio	990	950							
Section 5713 Total	1,207,150	1,368,910	764,750	1,372,170	1,369,830		42,080		
Fund 1101 GENERAL SERVICES DISTRICT		Department	505702 Operations			Section	5714	Technical Rescue	
Account									
75801 Equipment Under \$5000	4,920	5,370	5,260	7,870	7,870				
76101 Repairs and Maintenance	3,130	2,150	1,870	6,150	6,150				
78201 Grant Match		5,000		20,000	20,000				
Section 5714 Total	8,050	12,520	7,130	34,020	34,020				
Fund 1101 GENERAL SERVICES DISTRICT		Department	505702 Operations			Section	5715	Hazardous Materials	
Account									
71299 Prof Svc - Other	9,100	8,330	-2,090	20,000	10,000				
72203 Cell Phones	470	700	690						
75101 Operating Supplies and Expi	2,830	3,730	530	5,000	5,000				
75601 Clothing/Equipment - Other	80	10,000	2,810	10,000	5,000				
75801 Equipment Under \$5000	14,320	1,340	-8,820	20,000	20,000				



4/2/2014

Operating Budget By Fund and Division




		Current Budget Year				Continuation	New or Expanded Service			
		1	2	3	4	5	6	7	8	9
		2013	2014	2014 YTD	2015	2015	2015	2015	2015	2015
		Actual	Original	Actual	Request	Mayor's	Council	Request	Mayor's	Council
76101	Repairs and Maintenance	2,170	2,500	190	3,000	3,000				
77801	Dues		3,360							
Section 5715 Total		28,970	29,960	-6,690	58,000	43,000				
Fund 1101	GENERAL SERVICES DISTRICT		Department	505702	Operations		Section 5716	Fire Suppression		
Account										
72203	Cell Phones	4,150	6,000							
74201	Business Travel	1,380		360						
75101	Operating Supplies and Exp	52,450	75,000	38,000	75,000	75,000				
75102	Food And Household Items	4,830	10,000	830	10,000	10,000				
75801	Equipment Under \$5000	29,550	60,000	13,440	70,000	70,000				
76101	Repairs and Maintenance	1,370	10,000	2,630	10,000	8,180				
Section 5716 Total		93,730	161,000	55,260	165,000	163,180				
Fund 1101	GENERAL SERVICES DISTRICT		Department	505702	Operations		Section 5717	SCBA Maintenance		
Account										
63313	Part Time - Non-CERS							16,800		
63511	Pension Contributions							3,000		
63621	FICA							1,000		
63622	Unemployment Insurance							40		
63624	Medicare Expense							200		
75101	Operating Supplies and Exp	2,230	2,250	1,920	2,250	2,250				
75801	Equipment Under \$5000	12,300	12,800	3,010	12,800	12,800				
76101	Repairs and Maintenance	10,930	45,000	20,060	45,000	45,000				
96461	Safety Equipment	30,000	26,190	10,600	30,000	30,000				
Section 5717 Total		55,460	86,240	35,590	90,050	90,050		21,040		
Department 505702 Total		1,816,630	2,348,820	1,186,510	2,473,190	2,454,030		63,120		



4/2/2014

Operating Budget By Fund and Division



		Current Budget Year				Continuation	New or Expanded Service			
		1	2	3	4	5	6	7	8	9
		2013	2014	2014 YTD	2015	2015	2015	2015	2015	2015
		Actual	Original	Actual	Request	Mayor's	Council	Request	Mayor's	Council
Fund 1101	GENERAL SERVICES DISTRICT		Department	505703	Fire Training		Section	5731	Fire Training Administration	
Account										
71299	Prof Svc - Other	2,700								
72203	Cell Phones	390	600							
75101	Operating Supplies and Expi	8,580	20,000	15,120	20,000	20,000				
75102	Food And Household Items	640	650	180	650	650				
75601	Clothing/Equipment - Other		1,000	580	1,000	1,000				
75602	Clothing/Equip - Public Safel			110	300,000	290,000				
75801	Equipment Under \$5000	2,090	3,000	1,520	3,000	3,000				
76101	Repairs and Maintenance	1,940	3,000	2,650	5,000	5,000				
77802	Subscriptions and Publicatio	700	1,650	240						
Section 5731 Total		17,040	29,900	20,400	329,650	319,650				
Department 505703 Total		17,040	29,900	20,400	329,650	319,650				



4/2/2014


Operating Budget By Fund and Division

		Current Budget Year				Continuation	New or Expanded Service		
		1	2	3	4	5	6	7	8
		2013	2014	2014 YTD	2015	2015	2015	2015	2015
		Actual	Original	Actual	Request	Mayor's	Council	Request	Mayor's
Fund 1101 GENERAL SERVICES DISTRICT			Department	505704 Fire Prevention			Section	5741 Fire Prevention Administration	9
Account									Council
72203	Cell Phones	810	1,200						
75101	Operating Supplies and Exp	1,300	2,250	2,480	2,250	2,250			
75106	Recruiting				50,000	50,000			
75801	Equipment Under \$5000	1,490	2,500	550	2,500	2,500			
76101	Repairs and Maintenance	330	1,000	960	1,000	1,000			
77801	Dues	300	760						
78201	Grant Match			3,440					
Section 5741 Total		4,230	7,710	7,430	55,750	55,750			
Fund 1101 GENERAL SERVICES DISTRICT			Department	505704 Fire Prevention			Section	5742 Fire Facilities Maintenance	
Account									
63313	Part Time - Non-CERS							33,500	
63511	Pension Contributions							5,900	
63621	FICA							2,100	
63622	Unemployment Insurance							80	
63624	Medicare Expense							500	
71205	Prof Svc - Engineer	500			2,500	2,500			
71303	Rent/Lease - Equipment	220	650	180	650	650			
75101	Operating Supplies and Exp	620	900	660	900	900			
75601	Clothing/Equipment - Other	1,870	2,170	1,260	2,170	2,170			
75801	Equipment Under \$5000	20,670	40,000	28,770	40,000	25,000			
76101	Repairs and Maintenance	110,860	115,280	92,260	150,000	150,000			
78201	Grant Match	16,840							
Section 5742 Total		151,580	159,000	123,130	196,220	181,220		42,080	
Fund 1101 GENERAL SERVICES DISTRICT			Department	505704 Fire Prevention			Section	5743 Fire Investigation	
Account									
71203	Prof Svc - Medical	1,720	2,000	480	2,000	2,000			
75601	Clothing/Equipment - Other		320		320	320			
75801	Equipment Under \$5000	490	5,000	3,330	5,000	5,000			
77801	Dues	230	1,500	770					
77802	Subscriptions and Publicatio	170							
Section 5743 Total		2,610	8,820	4,580	7,320	7,320			
Fund 1101 GENERAL SERVICES DISTRICT			Department	505704 Fire Prevention			Section	5744 Fire Inspection	
Account									
75101	Operating Supplies and Exp				1,000	1,000			
77801	Dues	50	430	50					
77802	Subscriptions and Publicatio	200	500	570					
Section 5744 Total		250	930	620	1,000	1,000			
Department 505704 Total		158,670	176,460	135,760	260,290	245,290		42,080	



4/2/2014

Operating Budget By Fund and Division




		Current Budget Year				Continuation	New or Expanded Service			
		1	2	3	4	5	6	7	8	9
		2013	2014	2014 YTD	2015	2015	2015	2015	2015	2015
		Actual	Original	Actual	Request	Mayor's	Council	Request	Mayor's	Council
Fund 1101	GENERAL SERVICES DISTRICT		Department	505705	Planning and Analysis		Section	5751	Fire Planning and Analysis Adm	
Account										
72203	Cell Phones	340	500							
76101	Repairs and Maintenance	440	2,500	910	2,500	2,500				
96205	Mobile Data Computer				250,000	250,000				
	Section 5751 Total	780	3,000	910	252,500	252,500				
Fund 1101	GENERAL SERVICES DISTRICT		Department	505705	Planning and Analysis		Section	5753	Fire Computer Operations	
Account										
72203	Cell Phones	560	700		55,000	55,000				
72204	Network Connectivity				15,500	15,500				
75101	Operating Supplies and Exp	530	5,000	780	19,500	19,500				
75601	Clothing/Equipment - Other				1,200	1,200				
75801	Equipment Under \$5000	12,230	8,000	1,180	12,000	12,000				
76101	Repairs and Maintenance	23,390	35,000	13,820	35,000	35,000				
76102	Software Maintenance	30,100	48,040	53,860	51,140	48,040				
	Section 5753 Total	66,810	96,740	69,640	189,340	186,240				
Fund 1101	GENERAL SERVICES DISTRICT		Department	505705	Planning and Analysis		Section	5754	Fire Radio Support	
Account										
71301	Rent/Lease - Land	20,040	30,520	3,860	15,500	15,500				
71302	Rent/Lease - Buildings			3,810						
71303	Rent/Lease - Equipment	5,820	8,800		8,800	8,800				
71304	Rent/Lease - Software	2,000	2,050	290	2,050	2,050				
76101	Repairs and Maintenance	179,570	200,000	155,840	200,000	200,000				
	Section 5754 Total	207,430	241,370	163,800	226,350	226,350				
	Department 505705 Total	275,020	341,110	234,350	668,190	665,090				



4/2/2014

Operating Budget By Fund and Division



		Current Budget Year				Continuation	New or Expanded Service			
		1	2	3	4	5	6	7	8	9
		2013	2014	2014 YTD	2015	2015	2015	2015	2015	2015
		Actual	Original	Actual	Request	Mayor's	Council	Request	Mayor's	Council
Fund 1101	GENERAL SERVICES DISTRICT		Department	505706	Community Services		Section	5761	Fire Community Services Admin	
Account										
75101	Operating Supplies and Exp	240	360	230	2,000	360				
75102	Food And Household Items	1,410			1,500					
75801	Equipment Under \$5000	420	460	310	2,000	460				
78201	Grant Match		4,000		20,000	20,000				
	Section 5761 Total	2,070	4,820	540	25,500	20,820				
Fund 1101	GENERAL SERVICES DISTRICT		Department	505706	Community Services		Section	5763	Citizens' Fire Academy	
Account										
75101	Operating Supplies and Exp	1,490	1,500	670	1,500	1,500				
75601	Clothing/Equipment - Other	950	950	950	950	950				
	Section 5763 Total	2,440	2,450	1,620	2,450	2,450				
Fund 1101	GENERAL SERVICES DISTRICT		Department	505706	Community Services		Section	5764	Fire Risk Watch	
Account										
75101	Operating Supplies and Exp	2,660	4,170	2,700	4,170	4,170				
	Section 5764 Total	2,660	4,170	2,700	4,170	4,170				
	Department 505706 Total	7,170	11,440	4,860	32,120	27,440				



4/2/2014

Operating Budget By Fund and Division

		Current Budget Year			Continuation		New or Expanded Service			
		1 2013 Actual	2 2014 Original	3 2014 YTD Actual	4 2015 Request	5 2015 Mayor's	6 2015 Council	7 2015 Request	8 2015 Mayor's	9 2015 Council
Fund 1101	GENERAL SERVICES DISTRICT			Department 606100	Social Services Administration					
Adopted Budget Control Levels										
Personnel		768,840	886,860	500,480	843,580	843,580				
Operating		546,160	653,610	298,710	616,650	616,650		10,000	10,000	
Transfers										
Capital										
Total		1,315,000	1,540,470	799,190	1,460,230	1,460,230		10,000	10,000	

Budget Detail (Information Only)

Fund 1101 GENERAL SERVICES DISTRICT		Department	133005 Youth Programs	Section 0001	Unallocated Subsection
Account					
71201	Prof Svc - Legal	4,400	4,500	4,700	5,000
71251	Professional Services - Insur		3,500	3,250	3,750
71302	Rent/Lease - Buildings		9,650	6,540	9,650
73101	Property and Casualty Exce	2,830			180
73102	Property and Casualty Self li				1,270
75101	Operating Supplies and Exp	4,430	5,000	2,250	5,430
75102	Food And Household Items	1,270	1,400	760	1,500
76101	Repairs and Maintenance		720		720
77801	Dues	70	270		2,430
78112	Assistance-Other	127,670	178,760	99,720	138,760
Section 0001 Total		140,670	203,800	117,220	168,690
Department 133005 Total		140,670	203,800	117,220	168,690



4/2/2014

Operating Budget By Fund and Division

		Current Budget Year		Continuation		New or Expanded Service			
		1	2	3	4	5	6	7	8
		2013	2014	2014 YTD	2015	2015	2015	2015	2015
		Actual	Original	Actual	Request	Mayor's	Council	Request	Mayor's
Fund	1101 GENERAL SERVICES DISTRICT		Department	606101 Social Services Comm Office			Section	6001 Social Services Administration	9
Account									Council
63111	Civil Service Salaries	205,780	252,600	143,990	240,400	240,400			
63121	Non-Civil Service Salaries	123,480	123,400	82,320	124,600	124,600			
63122	Appointed Officials	105,000	105,000	70,030	106,000	106,000			
63152	Overtime-CERS	160	700	290	700	700			
63311	Temporary	2,840	24,300	200	4,700	4,700			
63312	Seasonal		1,200						
63314	Part Time - CERS			540					
63411	Longevity	520	740						
63413	Sick Leave	7,480	3,700	3,680	3,800	3,800			
63416	Lump Sum Termination Pay	6,370		370					
63417	Sick Pay Service Credit	20,280							
63511	Pension Contributions	83,680	91,100	51,920	83,300	83,300			
63612	Health Insurance	3,640		2,670					
63615	Life/Health/Dental/Vision	52,080	59,900	35,790	58,600	58,600			
63621	FICA	26,050	31,700	16,900	29,800	29,800			
63622	Unemployment Insurance	820	1,340	830	1,150	1,150			
63624	Medicare Expense	5,870	7,400	3,760	7,000	7,000			
71299	Prof Svc - Other	77,950	94,320	54,260	11,000	11,000			
71399	Rent/Lease - Other		1,000		1,000	1,000			
72101	Electric		6,290						
72102	Gas		810						
72103	Water	1,830	1,790						
72104	Sewer User Fee	1,230	1,170						
72105	Landfill User Fee	860	780	370					
72203	Cell Phones	4,070	3,100	1,890	4,540	4,540			
73101	Property and Casualty Exces	2,190	4,400	2,180	6,950	6,950			
73102	Property and Casualty Self li	53,120	40,920	260	48,460	48,460			
74101	Required Certification/Traini	9,300	12,870	11,160	8,300	8,300			
74102	Conferences and Other Trai	3,920	5,000	8,620	5,000	5,000			
74201	Business Travel	270	250	430	1,250	1,250			
75101	Operating Supplies and Exp	6,330	16,260	5,960	16,260	16,260			
75102	Food And Household Items	1,870	200	440	3,000	3,000			
75103	Software - Operating	8,780	9,000	630	82,200	82,200			
75801	Equipment Under \$5000	330	2,060	2,030	2,060	2,060			
76101	Repairs and Maintenance	11,460	6,800	13,390	6,800	6,800			
76102	Software Maintenance		2,400		1,400	1,400			
77801	Dues	220	800	760	900	900			
77802	Subscriptions and Publicatio	210	250	90	250	250			
	Section 6001 Total	827,990	913,550	515,760	859,420	859,420			
Fund	1101 GENERAL SERVICES DISTRICT		Department	606101 Social Services Comm Office			Section	6011 Domestic Violence Prev. Board	
Account									
71299	Prof Svc - Other	32,230	22,500	20,400	22,500	22,500			
	Section 6011 Total	32,230	22,500	20,400	22,500	22,500			
	Department 606101 Total	860,220	936,050	536,160	881,920	881,920			



4/2/2014

Operating Budget By Fund and Division

Current Budget Year

Continuation

New or Expanded Service

	1	2	3	4	5	6	7	8	9
	2013	2014	2014 YTD	2015	2015	2015	2015	2015	2015
	Actual	Original	Actual	Request	Mayor's	Council	Request	Mayor's	Council
Fund 1101 GENERAL SERVICES DISTRICT		Department	606102 Aging Services			Section	6051 Aging Services Administration		
Account									
63111 Civil Service Salaries	74,380	74,300	49,600	75,100	75,100				
63121 Non-Civil Service Salaries	1,120	123,600	110	124,700	124,700				
63411 Longevity	710	720	480	720	720				
63413 Sick Leave	3,130	3,100	3,110	3,300	3,300				
63511 Pension Contributions	13,900	37,500	8,760	35,400	35,400				
63612 Health Insurance	2,600		1,910						
63615 Life/Health/Dental/Vision	9,060	38,600	6,000	38,200	38,200				
63621 FICA	4,280	12,500	2,850	12,600	12,600				
63622 Unemployment Insurance	130	560	140	490	490				
63624 Medicare Expense	960	2,900	630	3,000	3,000				
63964 Payroll Recovery-Grants		-172,100		-177,100	-177,100				
75101 Operating Supplies and Exp	2,700	6,000	850	6,000	6,000				
76201 Vehicle and Equipment Fuel	7,620	8,640	3,600	6,600	6,600				
76331 Vehicle Repairs and Mainte	4,100	4,310	2,320	4,200	4,200				
Section 6051 Total	124,690	140,630	80,360	133,210	133,210				
Fund 1101 GENERAL SERVICES DISTRICT		Department	606102 Aging Services			Section	6061 Pathways/Resource Guides		
Account									
75101 Operating Supplies and Exp	1,840	2,250	370	2,250	2,250				
Section 6061 Total	1,840	2,250	370	2,250	2,250				
Fund 1101 GENERAL SERVICES DISTRICT		Department	606102 Aging Services			Section	6062 Aging Educational Conferences		
Account									
71299 Prof Svc - Other	650	1,000	930	1,000	1,000				
75101 Operating Supplies and Exp	990	900	740	900	900				
Section 6062 Total	1,640	1,900	1,670	1,900	1,900				
Fund 1101 GENERAL SERVICES DISTRICT		Department	606102 Aging Services			Section	6063 Senior Intern Program		
Account									
75101 Operating Supplies and Exp	2,310	2,380	10	2,380	2,380				
75102 Food And Household Items	1,880	2,640		2,640	2,640				
Section 6063 Total	4,190	5,020	10	5,020	5,020				
Fund 1101 GENERAL SERVICES DISTRICT		Department	606102 Aging Services			Section	6066 Elder Craftsman Program		
Account									
63313 Part Time - Non-CERS	8,370	10,300	5,340	10,300	10,300				
63511 Pension Contributions		1,900		1,800	1,800				
63621 FICA	460	600	300	600	600				
63622 Unemployment Insurance	10		10	20	20				
63624 Medicare Expense	100	100	70	100	100				
71299 Prof Svc - Other	980	1,000	1,000	1,000	1,000				
72202 Landline Phones	700	1,410	410	1,600	1,600				
75101 Operating Supplies and Exp	2,660	3,100	1,150	2,600	2,600				
75102 Food And Household Items			410	500	500				
Section 6066 Total	13,280	18,410	8,690	18,520	18,520				



4/2/2014


Operating Budget By Fund and Division

		Current Budget Year				Continuation	New or Expanded Service		
		1	2	3	4	5	6	7	8
		2013	2014	2014 YTD	2015	2015	2015	2015	2015
		Actual	Original	Actual	Request	Mayor's	Council	Request	Mayor's
Fund	1101 GENERAL SERVICES DISTRICT		Department	606102 Aging Services			Section	6067 Charles Young Center	9
Account									2015 Council
63313	Part Time - Non-CERS	5,150	13,800	3,910	13,800	13,800			
63511	Pension Contributions		2,600		2,400	2,400			
63621	FICA	280	900	220	900	900			
63622	Unemployment Insurance	10		10	30	30			
63624	Medicare Expense	60	200	50	200	200			
71299	Prof Svc - Other		10,080	5,780	10,080	10,080			
75101	Operating Supplies and Exp	33,400	6,060	3,100	5,000	5,000			
75102	Food And Household Items	80	500		500	500			
75103	Software - Operating	510							
	Section 6067 Total	39,490	34,140	13,070	32,910	32,910			
Fund	1101 GENERAL SERVICES DISTRICT		Department	606102 Aging Services			Section	6081 Senior Citizens Administration	
Account									
78201	Grant Match	128,900	166,570	37,950	178,840	178,840			
	Section 6081 Total	128,900	166,570	37,950	178,840	178,840			
Fund	1101 GENERAL SERVICES DISTRICT		Department	606102 Aging Services			Section	6085 Senior Citizens Transportation	
Account									
63313	Part Time - Non-CERS	80	25,000	3,440	29,500	29,500			
63511	Pension Contributions		4,700		5,200	5,200			
63621	FICA		1,600	200	1,800	1,800			
63622	Unemployment Insurance			10	70	70			
63624	Medicare Expense		400	40	400	400			
	Section 6085 Total	80	31,700	3,690	36,970	36,970			
	Department 606102 Total	314,110	400,620	145,810	409,620	409,620			



4/2/2014

Operating Budget By Fund and Division




		Current Budget Year				Continuation	New or Expanded Service			
		1	2	3	4	5	6	7	8	9
		2013	2014	2014 YTD	2015	2015	2015	2015	2015	2015
		Actual	Original	Actual	Request	Mayor's	Council	Request	Mayor's	Council
Fund 1101	GENERAL SERVICES DISTRICT		Department	606104	Multicultural Services		Section	0001	Unallocated Subsection	
Account										
71299	Prof Svc - Other							8,000	8,000	
75101	Operating Supplies and Exp							500	500	
77801	Dues							1,500	1,500	
Section 0001 Total								10,000	10,000	
Department 606104 Total								10,000	10,000	



4/2/2014

Operating Budget By Fund and Division

		Current Budget Year			Continuation		New or Expanded Service			
		1	2	3	4	5	6	7	8	9
		2013	2014	2014 YTD	2015	2015	2015	2015	2015	2015
		Actual	Original	Actual	Request	Mayor's	Council	Request	Mayor's	Council
Fund 1101	GENERAL SERVICES DISTRICT			Department	606200	Adult and Tenant Services				
Adopted Budget Control Levels										
Personnel		726,260	822,770	496,780	844,930	844,930		76,320	68,410	
Operating		557,880	365,570	255,610	424,770	424,780		500	500	
Transfers		20,000	50,000		30,000	30,000				
Capital										
Total		1,304,140	1,238,340	752,390	1,299,700	1,299,710		76,820	68,910	

Budget Detail (Information Only)

Fund	1101	GENERAL SERVICES DISTRICT	Department	606201	Adult and Tenant Services Administration	Section	6201	Adult and Tenant Services Admini	
Account									
63111		Civil Service Salaries	352,520	365,400	252,620	381,600	381,600	26,600	23,800
63121		Non-Civil Service Salaries	141,700	194,500	94,500	196,300	196,300	24,800	22,300
63152		Overtime-CERS			130				
63313		Part Time - Non-CERS	12,500	10,400	8,440	10,400	10,400		
63411		Longevity	620	390	270	390	390		
63413		Sick Leave	5,630	7,700	8,720	13,200	13,200		
63416		Lump Sum Termination Pay	5,050						
63417		Sick Pay Service Credit	14,730						
63511		Pension Contributions	92,870	107,800	60,670	104,000	104,000	9,100	8,200
63612		Health Insurance	4,160		3,820				
63615		Life/Health/Dental/Vision	59,260	90,700	41,920	91,600	91,600	11,800	10,400
63621		FICA	29,620	35,900	20,200	37,300	37,300	3,200	2,900
63622		Unemployment Insurance	930	1,580	1,000	1,440	1,440	120	110
63624		Medicare Expense	6,670	8,400	4,490	8,700	8,700	700	700
71299		Prof Svc - Other	250						
71303		Rent/Lease - Equipment	1,930	1,930	1,610	1,930	1,930		
72101		Electric	47,830	42,850	46,940	48,390	48,390		
72103		Water	3,700	3,750	6,120	10,340	10,340		
72104		Sewer User Fee	5,570	2,450	5,260	7,040	7,040		
72105		Landfill User Fee	1,560	1,580	660	1,580	1,580		
72107		Water Quality Management I	590	710	870	1,600	1,600		
72202		Landline Phones	1,640	2,550	1,100	4,000	4,000		
72203		Cell Phones	890	1,000	840	1,000	1,000	500	500
73101		Property and Casualty Exces	930	4,400	3,410	2,260	2,260		
73102		Property and Casualty Self I	22,550	4,650	410	15,770	15,770		
74101		Required Certification/Trainin				1,000	1,000		
74201		Business Travel	370		580	300	300		
75101		Operating Supplies and Expr	4,400	3,590	3,260	3,230	3,230		
75103		Software - Operating	190						
75801		Equipment Under \$5000	1,150		1,270	1,630	1,630		
76101		Repairs and Maintenance	1,980	3,200	1,360	2,840	2,840		
76201		Vehicle and Equipment Fuel	840	1,010	670	1,130	1,130		
76331		Vehicle Repairs and Mainte	6,750	2,320	920	3,000	3,000		
78111		Assistance-User Fee		10,000	930				



4/2/2014

Operating Budget By Fund and Division

Current Budget Year

Continuation


New or Expanded Service

	1	2	3	4	5	6	7	8	9
	2013	2014	2014 YTD	2015	2015	2015	2015	2015	2015
	Actual	Original	Actual	Request	Mayor's	Council	Request	Mayor's	Council
Section 6201 Total	829,380	908,760	572,990	951,970	951,970		76,820	68,910	
Fund 1101 GENERAL SERVICES DISTRICT		Department	606201 Adult and Tenant Services Administration			Section 6211 Burials			
Account									
78102 Assistance-Burials/Crematio	170,720								
Section 6211 Total	170,720								
Fund 1101 GENERAL SERVICES DISTRICT		Department	606201 Adult and Tenant Services Administration			Section 6212 Emergency Financial Assistance			
Account									
74201 Business Travel				3,600	3,600				
78102 Assistance-Burials/Crematio			200						
78104 Assistance-Sidewalk Loans	4,050								
78109 Assistance-Relocation	800								
78112 Assistance-Other	162,600	200,000	155,200	200,000	200,000				
78311 Bad Debt Expense	73,330								
Section 6212 Total	240,780	200,000	155,400	203,600	203,600				
Fund 1101 GENERAL SERVICES DISTRICT		Department	606201 Adult and Tenant Services Administration			Section 6213 Relocation Assistance			
Account									
78109 Assistance-Relocation	18,640	30,000	21,180	25,000	25,000				
78112 Assistance-Other	150								
81599 Transfer to Other	20,000	50,000		30,000	30,000				
Section 6213 Total	38,790	80,000	21,180	55,000	55,000				
Fund 1101 GENERAL SERVICES DISTRICT		Department	606201 Adult and Tenant Services Administration			Section 6215 HPRP-Homeless Prevention			
Account									
78201 Grant Match	19,950	28,970		73,860	73,870				
Section 6215 Total	19,950	28,970		73,860	73,870				
Department 606201 Total	1,299,620	1,217,730	749,570	1,284,430	1,284,440		76,820	68,910	



4/2/2014

Operating Budget By Fund and Division



		Current Budget Year			Continuation	New or Expanded Service				
		1	2	3	4	5	6	7	8	9
		2013	2014	2014 YTD	2015	2015	2015	2015	2015	2015
		Actual	Original	Actual	Request	Mayor's	Council	Request	Mayor's	Council
Fund 1101	GENERAL SERVICES DISTRICT		Department	606202	Black and Williams Center		Section	0001	Unallocated Subsection	
Account										
72102	Gas	4,520	20,610	2,820	15,270	15,270				
	Section 0001 Total	4,520	20,610	2,820	15,270	15,270				
	Department 606202 Total	4,520	20,610	2,820	15,270	15,270				



4/2/2014

Operating Budget By Fund and Division

		Current Budget Year			Continuation		New or Expanded Service			
		1 2013 Actual	2 2014 Original	3 2014 YTD Actual	4 2015 Request	5 2015 Mayor's	6 2015 Council	7 2015 Request	8 2015 Mayor's	9 2015 Council
Fund 1101	GENERAL SERVICES DISTRICT			Department	606400	Family Services				
Adopted Budget Control Levels										
Personnel		1,867,860	2,263,730	1,289,290	2,162,710	2,162,710		24,130	21,530	
Operating		432,920	433,600	203,120	512,510	497,510				
Transfers										
Capital			1,550	1,350						
Total		2,300,780	2,698,880	1,493,760	2,675,220	2,660,220		24,130	21,530	


Budget Detail (Information Only)

Fund	1101	GENERAL SERVICES DISTRICT	Department	606401	Family Services Administration	Section	6401	Family Serv Administration
Account								
63111	Civil Service Salaries	256,350	217,200	134,760	219,100	219,100	14,500	13,000
63121	Non-Civil Service Salaries	32,350	381,300	15,320	353,800	353,800		
63152	Overtime-CERS		1,100		1,100	1,100		
63313	Part Time - Non-CERS		11,300	4,020	19,900	19,900		
63411	Longevity	1,420	720	500	740	740		
63413	Sick Leave	13,380	3,500	4,600	6,600	6,600		
63416	Lump Sum Termination Pay	13,780						
63417	Sick Pay Service Credit	21,450						
63511	Pension Contributions	59,650	115,500	26,460	105,100	105,100	2,600	2,300
63611	Life Insurance	2,940						
63612	Health Insurance	8,310		3,820				
63615	Life/Health/Dental/Vision	34,890	110,200	18,130	107,200	107,200	5,900	5,200
63621	FICA	18,200	38,100	8,770	37,300	37,300	900	800
63622	Unemployment Insurance	570	1,680	430	1,440	1,440	30	30
63624	Medicare Expense	4,100	8,900	1,950	8,700	8,700	200	200
63964	Payroll Recovery-Grants		-389,600		-427,000	-427,000		
71211	Prof Svc - Custodial			1,120	25,000	25,000		
71299	Prof Svc - Other	42,490	4,800	770	24,000	9,000		
71303	Rent/Lease - Equipment	2,110	2,150	1,430	2,150	2,150		
72101	Electric	63,650	76,300	49,980	73,300	73,300		
72102	Gas	10,420	11,480	8,160	10,600	10,600		
72103	Water	14,140	14,300	7,850	14,490	14,490		
72104	Sewer User Fee	10,360	9,390	7,670	11,020	11,020		
72105	Landfill User Fee	890	1,110	380	940	940		
72107	Water Quality Management I	380	1,300	4,650	6,530	6,530		
72202	Landline Phones	17,030	18,510	9,580	23,600	23,600		
72203	Cell Phones	2,200	2,200	910	2,200	2,200		
73101	Property and Casualty Exces	5,900	22,470	17,510	10,940	10,940		
73102	Property and Casualty Self I	142,910	46,500	2,090	76,290	76,290		
74101	Required Certification/Traini			110	3,800	3,800		
74201	Business Travel			120	200	200		
75101	Operating Supplies and Expi	15,960	25,680	13,520	25,680	25,680		
75801	Equipment Under \$5000	270	4,220	2,330	4,020	4,020		
76101	Repairs and Maintenance	11,870	11,260	5,050	35,360	35,360		
76201	Vehicle and Equipment Fuel	10,020	6,690	2,760	5,100	5,100		



4/2/2014

Operating Budget By Fund and Division



		Current Budget Year			Continuation	New or Expanded Service				
		1	2	3	4	5	6	7	8	9
		2013	2014	2014 YTD	2015	2015	2015	2015	2015	2015
		Actual	Original	Actual	Request	Mayor's	Council	Request	Mayor's	Council
76331	Vehicle Repairs and Mainte	19,080	12,140	6,820	13,500	13,500				
77801	Dues	1,590								
77802	Subscriptions and Publicatio	390	500	270	500	500				
78201	Grant Match	3,770		2,240						
Section 6401 Total		842,820	770,900	364,080	803,200	788,200		24,130	21,530	
Fund 1101	GENERAL SERVICES DISTRICT		Department	606401	Family Services Administration		Section	6403	Food Services	
Account										
75102	Food And Household Items	840								
78201	Grant Match	8,600	21,000		21,000	21,000				
Section 6403 Total		9,440	21,000		21,000	21,000				
Department 606401 Total		852,260	791,900	364,080	824,200	809,200		24,130	21,530	



4/2/2014

Operating Budget By Fund and Division

		Current Budget Year				Continuation	New or Expanded Service			
		1 2013 Actual	2 2014 Original	3 2014 YTD Actual	4 2015 Request	5 2015 Mayor's	6 2015 Council	7 2015 Request	8 2015 Mayor's	9 2015 Council
Fund	1101 GENERAL SERVICES DISTRICT		Department	606403	Parent Resource Center		Section	0001	Unallocated Subsection	
Account										
63111	Civil Service Salaries	25,190	136,000	63,390	97,100	97,100				
63121	Non-Civil Service Salaries	9,220	42,100	57,760	87,500	87,500				
63411	Longevity	100	430	300	430	430				
63413	Sick Leave		3,100	4,550	5,700	5,700				
63416	Lump Sum Termination Pay	1,480								
63417	Sick Pay Service Credit	8,120								
63511	Pension Contributions	7,520	33,700	21,200	32,700	32,700				
63612	Health Insurance			760						
63615	Life/Health/Dental/Vision	4,200	30,800	14,630	30,500	30,500				
63621	FICA	2,410	11,300	6,900	11,800	11,800				
63622	Unemployment Insurance	80	500	340	460	460				
63624	Medicare Expense	540	2,700	1,530	2,800	2,800				
71299	Prof Svc - Other	6,860	95,300	44,970	101,700	101,700				
72203	Cell Phones		600							
75101	Operating Supplies and Expr	2,630	2,970	1,260	4,190	4,190				
75102	Food And Household Items	3,980	2,100	400	2,100	2,100				
75103	Software - Operating		30							
76101	Repairs and Maintenance	1,310	1,420	750						
96201	Computer Equipment		680	610						
96202	Software		520	330						
96204	Printers and Plotters		350	410						
	Section 0001 Total	73,640	364,600	220,090	376,980	376,980				
	Department 606403 Total	73,640	364,600	220,090	376,980	376,980				



4/2/2014

Operating Budget By Fund and Division

		Current Budget Year				Continuation	New or Expanded Service			
		1	2	3	4	5	6	7	8	9
		2013	2014	2014 YTD	2015	2015	2015	2015	2015	2015
		Actual	Original	Actual	Request	Mayor's	Council	Request	Mayor's	Council
Fund 1101	GENERAL SERVICES DISTRICT		Department	606404	Early Child Care		Section	0001	Unallocated Subsection	
Account										
63111	Civil Service Salaries	888,220	921,100	587,980	930,000	930,000				
63121	Non-Civil Service Salaries	30,500	65,200	20,340	30,800	30,800				
63152	Overtime-CERS	1,200	5,600		3,000	3,000				
63313	Part Time - Non-CERS	15,930		11,900	8,500	8,500				
63411	Longevity	4,480	4,580	2,750	3,750	3,750				
63413	Sick Leave	23,140	23,600	19,830	21,200	21,200				
63416	Lump Sum Termination Pay	5,420		6,650						
63417	Sick Pay Service Credit	12,130		12,390						
63511	Pension Contributions	170,720	188,200	108,870	172,500	172,500				
63612	Health Insurance	11,950		8,400						
63615	Life/Health/Dental/Vision	110,400	214,100	73,630	211,300	211,300				
63621	FICA	53,730	63,200	36,520	61,800	61,800				
63622	Unemployment Insurance	1,670	2,820	1,800	2,390	2,390				
63624	Medicare Expense	12,120	14,800	8,110	14,500	14,500				
71299	Prof Svc - Other	1,070	2,000	1,230	2,000	2,000				
74101	Required Certification/Trainin	60								
75101	Operating Supplies and Expi	6,670	8,910	4,720	8,910	8,910				
75102	Food And Household Items	1,460	1,090		1,090	1,090				
75801	Equipment Under \$5000	1,320	2,000		2,000	2,000				
76101	Repairs and Maintenance	22,640	22,980	3,900						
77801	Dues	50	1,800	570						
77802	Subscriptions and Publicatio		400		300	300				
Section 0001 Total		1,374,880	1,542,380	909,590	1,474,040	1,474,040				
Department 606404 Total		1,374,880	1,542,380	909,590	1,474,040	1,474,040				



4/2/2014

Operating Budget By Fund and Division

		Current Budget Year			Continuation		New or Expanded Service			
		1 2013 Actual	2 2014 Original	3 2014 YTD Actual	4 2015 Request	5 2015 Mayor's	6 2015 Council	7 2015 Request	8 2015 Mayor's	9 2015 Council
Fund 1101	GENERAL SERVICES DISTRICT			Department	606500	Youth Services				
Adopted Budget Control Levels										
Personnel		1,538,030	1,865,000	1,090,890	1,940,310	1,940,310		44,170		
Operating		488,750	520,390	177,830	546,450	546,450				
Transfers										
Capital										
Total		2,026,780	2,385,390	1,268,720	2,486,760	2,486,760		44,170		

Budget Detail (Information Only)

Fund	1101	GENERAL SERVICES DISTRICT	Department	606501	Youth Services Administration	Section	0001	Unallocated Subsection
Account								
63111	Civil Service Salaries	156,420	170,500	90,010	136,200	136,200		
63121	Non-Civil Service Salaries	48,170	42,800	62,290	55,900	55,900		
63311	Temporary				11,800	11,800		
63312	Seasonal	120		2,760				
63411	Longevity	330	350	230	350	350		
63413	Sick Leave	4,940	5,000	5,860	8,100	8,100		
63416	Lump Sum Termination Pay	5,460						
63511	Pension Contributions	37,350	40,400	27,110	34,000	34,000		
63612	Health Insurance	1,560		760				
63615	Life/Health/Dental/Vision	24,540	29,000	18,390	22,900	22,900		
63621	FICA	11,900	13,600	8,810	13,200	13,200		
63622	Unemployment Insurance	370	360	440	510	510		
63624	Medicare Expense	2,680	3,200	1,960	3,100	3,100		
63966	Payroll Recovery-Risk Mgmt			-11,220				
72101	Electric	66,910	75,300	43,800	66,910	66,910		
72102	Gas	9,980	14,680	2,930	10,180	10,180		
72103	Water	3,590	3,770	1,750	3,770	3,770		
72104	Sewer User Fee	880	1,160	540	930	930		
72105	Landfill User Fee	1,810	1,850	800	1,850	1,850		
72107	Water Quality Management I	8,630	10,780	1,470	2,290	2,290		
72202	Landline Phones	-50	10,610					
73101	Property and Casualty Exces	3,100	13,210	10,190	6,800	6,800		
73102	Property and Casualty Self I	75,080	16,740	1,230	47,400	47,400		
74102	Conferences and Other Trai				5,000	5,000		
74201	Business Travel	1,130	1,350	960	1,800	1,800		
75101	Operating Supplies and Exp	9,040	3,360	6,690	12,360	12,360		
75102	Food And Household Items	10						
75801	Equipment Under \$5000				5,000	5,000		
76101	Repairs and Maintenance	3,380	6,520	2,560	6,520	6,520		
76201	Vehicle and Equipment Fuel	21,750	19,880	11,720	19,880	19,880		
76331	Vehicle Repairs and Mainte	13,290	15,490	9,610	17,000	17,000		
78201	Grant Match	36,170		180				
Section 0001 Total		548,540	499,910	301,830	493,750	493,750		
Department 606501 Total		548,540	499,910	301,830	493,750	493,750		



4/2/2014

Operating Budget By Fund and Division

		Current Budget Year				Continuation	New or Expanded Service		
		1	2	3	4	5	6	7	8
		2013	2014	2014 YTD	2015	2015	2015	2015	2015
		Actual	Original	Actual	Request	Mayor's	Council	Request	Mayor's
Fund	1101 GENERAL SERVICES DISTRICT		Department	606502 Youth and Family			Section	6501 Youth Services Administration	9
Account									2015 Council
63111	Civil Service Salaries	170,670	184,500	111,220	186,300	186,300			
63121	Non-Civil Service Salaries	670		1,610	78,600	78,600			
63152	Overtime-CERS	40							
63312	Seasonal	5,040		4,660					
63313	Part Time - Non-CERS	24,880	45,000	19,000	45,000	45,000			
63314	Part Time - CERS	10,060		12,340	10,100	10,100			
63411	Longevity	670	700	470	700	700			
63413	Sick Leave	6,220	6,300	6,340	6,400	6,400			
63511	Pension Contributions	34,090	43,500	22,700	56,700	56,700			
63612	Health Insurance	2,600		1,910					
63615	Life/Health/Dental/Vision	20,570	30,800	13,620	45,800	45,800			
63621	FICA	11,830	14,700	8,450	20,300	20,300			
63622	Unemployment Insurance	370	530	420	780	780			
63624	Medicare Expense	2,670	3,400	1,880	4,700	4,700			
71204	Prof Svc - Mental Health	540	5,000		5,000	5,000			
71299	Prof Svc - Other	970	1,000	1,160	1,000	1,000			
74201	Business Travel	470	900	30	900	900			
75101	Operating Supplies and Exp	3,990	14,470	4,590	5,470	5,470			
75102	Food And Household Items	660		50					
75105	Supplies - miscellaneous	230	300		300	300			
	Section 6501 Total	297,240	351,100	210,450	468,050	468,050			
Fund	1101 GENERAL SERVICES DISTRICT		Department	606502 Youth and Family			Section	6506 Youth Serv Special Programs	
Account									
63312	Seasonal	141,870	214,600	111,220	235,200	235,200			
63511	Pension Contributions	24,710		18,570					
63621	FICA	7,710	13,300	6,070	14,600	14,600			
63622	Unemployment Insurance	260		310	560	560			
63624	Medicare Expense	1,750	3,100	1,390	3,400	3,400			
71299	Prof Svc - Other	960	2,250	100	2,250	2,250			
75101	Operating Supplies and Exp	2,490	1,620	310	1,620	1,620			
75102	Food And Household Items	380	1,160	1,210	1,160	1,160			
	Section 6506 Total	180,130	236,030	139,180	258,790	258,790			
Fund	1101 GENERAL SERVICES DISTRICT		Department	606502 Youth and Family			Section	6561 Gainesway Ctr Administration	
Account									
71299	Prof Svc - Other	960	11,000	950	1,000	1,000			
71302	Rent/Lease - Buildings	1,000	4,390	780	3,940	3,940			
72202	Landline Phones	810	2,750	420	1,320	1,320			
75101	Operating Supplies and Exp	780	5,800	750					
76101	Repairs and Maintenance	3,070	10,600	1,930	10,600	10,600			
78112	Assistance-Other		600	410	600	600			
	Section 6561 Total	6,620	35,140	5,240	17,460	17,460			
	Department 606502 Total	483,990	622,270	354,870	744,300	744,300			



4/2/2014

Operating Budget By Fund and Division

		Current Budget Year		Continuation		New or Expanded Service			
		1	2	3	4	5	6	7	8
		2013	2014	2014 YTD	2015	2015	2015	2015	2015
		Actual	Original	Actual	Request	Mayor's	Council	Request	Mayor's
Fund	1101 GENERAL SERVICES DISTRICT		Department	606503	Day Treatment Program		Section	6521	Day Treatment Administration
Account									
63111	Civil Service Salaries	127,680	403,700	64,020	392,300	392,300			
63121	Non-Civil Service Salaries	7,750	113,300	30,460	126,300	126,300		30,500	
63152	Overtime-CERS	150	1,000	130	1,000	1,000			
63313	Part Time - Non-CERS	25,160	62,300	10,540	62,300	62,300			
63411	Longevity	1,560	1,890	1,080	1,910	1,910			
63413	Sick Leave	6,920	7,000	9,380	13,300	13,300			
63416	Lump Sum Termination Pay			40					
63511	Pension Contributions	24,710	110,000	16,670	103,200	103,200		5,400	
63612	Health Insurance	5,200		4,200					
63615	Life/Health/Dental/Vision	16,390	90,700	11,370	89,200	89,200		5,900	
63621	FICA	8,990	36,500	5,950	37,000	37,000		1,900	
63622	Unemployment Insurance	290	1,460	300	1,430	1,430		70	
63624	Medicare Expense	2,030	8,500	1,340	8,700	8,700		400	
63964	Payroll Recovery-Grants		-378,200		-472,200	-472,200			
71299	Prof Svc - Other	7,460	21,350	2,430	21,350	21,350			
75101	Operating Supplies and Exp				5,800	5,800			
75102	Food And Household Items				400	400			
78201	Grant Match	197,900	226,260	61,400	259,810	259,810			
	Section 6521 Total	432,190	705,760	219,310	651,800	651,800		44,170	
	Department 606503 Total	432,190	705,760	219,310	651,800	651,800		44,170	



4/2/2014

Operating Budget By Fund and Division

		Current Budget Year			Continuation		New or Expanded Service			
		1	2	3	4	5	6	7	8	9
		2013	2014	2014 YTD	2015	2015	2015	2015	2015	2015
		Actual	Original	Actual	Request	Mayor's	Council	Request	Mayor's	Council
Fund 1101	GENERAL SERVICES DISTRICT		Department	606504	Probation and Court Services		Section	6541	Probation Administration	
Account										
63111	Civil Service Salaries	31,460	31,400	12,960	17,400	17,400				
63121	Non-Civil Service Salaries	357,400	399,000	236,910	374,500	374,500				
63152	Overtime-CERS	250	2,500		2,500	2,500				
63155	OT F and P-Unsch Not Pen	80								
63411	Longevity	1,040	1,070	720	1,090	1,090				
63413	Sick Leave	10,830	15,600	13,770	14,000	14,000				
63416	Lump Sum Termination Pay	610		10,810						
63417	Sick Pay Service Credit			11,860						
63511	Pension Contributions	71,130	82,000	45,800	69,900	69,900				
63612	Health Insurance	3,640		3,060						
63615	Life/Health/Dental/Vision	46,680	75,300	30,160	69,000	69,000				
63621	FICA	21,930	27,900	15,550	25,400	25,400				
63622	Unemployment Insurance	680	1,240	770	980	980				
63624	Medicare Expense	4,950	6,500	3,460	5,900	5,900				
63964	Payroll Recovery-Grants		-101,300							
71204	Prof Svc - Mental Health		6,500		6,500	6,500				
71299	Prof Svc - Other	20	3,000	390	3,000	3,000				
74201	Business Travel	170	540		340	340				
75101	Operating Supplies and Expense	250	900	660	900	900				
75801	Equipment Under \$5000	7,960	3,000	5,060	3,000	3,000				
77801	Dues	300	300	220	500	500				
78201	Grant Match	2,110	2,000	550	2,000	2,000				
Section 6541 Total		561,490	557,450	392,710	596,910	596,910				
Department 606504 Total		561,490	557,450	392,710	596,910	596,910				



4/2/2014

Operating Budget By Fund and Division

Current Budget Year

Continuation

New or Expanded Service

		1	2	3	4	5	6	7	8	9
		2013	2014	2014 YTD	2015	2015	2015	2015	2015	2015
		Actual	Original	Actual	Request	Mayor's	Council	Request	Mayor's	Council
Fund 1101	GENERAL SERVICES DISTRICT		Department	606505	Gainesway Community Empowerment		Section	6561	Gainesway Ctr Administration	
Account										
76101	Repairs and Maintenance	570								
	Section 6561 Total	570								
	Department 606505 Total	570								



4/2/2014

Operating Budget By Fund and Division

Current Budget Year

Continuation

New or Expanded Service

	1 2013 Actual	2 2014 Original	3 2014 YTD Actual	4 2015 Request	5 2015 Mayor's	6 2015 Council	7 2015 Request	8 2015 Mayor's	9 2015 Council
Fund 1101 GENERAL SERVICES DISTRICT									
Adopted Budget Control Levels									
Personnel	660,640	675,870	418,040	664,780	664,780				
Operating	2,332,490	1,222,850	643,090	1,494,270	1,352,450				
Transfers	698,020	575,290		515,290	515,290				
Capital	125,000			50,000	50,000				
Total	3,816,150	2,474,010	1,061,130	2,724,340	2,582,520				


Budget Detail (Information Only)

Fund 1101 GENERAL SERVICES DISTRICT	Department	707101	General Services Comm Office	Section	0001	Unallocated Subsection
Account						
63111 Civil Service Salaries	374,590	375,800	231,950	371,200	371,200	
63122 Appointed Officials	102,170	105,000	70,030	106,000	106,000	
63411 Longevity	1,130	1,120	750	1,130	1,130	
63413 Sick Leave	2,040	2,800	2,580	2,900	2,900	
63511 Pension Contributions	87,140	91,000	52,870	84,500	84,500	
63612 Health Insurance	2,600		1,530			
63615 Life/Health/Dental/Vision	57,250	61,700	36,480	61,100	61,100	
63621 FICA	26,830	30,100	17,180	29,800	29,800	
63622 Unemployment Insurance	840	1,350	850	1,150	1,150	
63624 Medicare Expense	6,050	7,000	3,820	7,000	7,000	
71101 Outside Agency Services				35,000	35,000	
71201 Prof Svc - Legal				100,000		
71213 Prof Svc - Appraisals	-4,350	17,000	1,000	17,000	10,000	
71299 Prof Svc - Other	15,870	45,490	16,380	59,620	28,000	
71303 Rent/Lease - Equipment	15,400	17,200	10,310	17,200	17,200	
73101 Property and Casualty Exces	59,260	127,050	98,350	53,710	53,710	
73102 Property and Casualty Self li	1,435,220	69,750	11,870	374,360	374,360	
74101 Required Certification/Trainin		200		200		
74201 Business Travel	780	650		650	650	
75101 Operating Supplies and Expi	10,980	18,000	7,790	18,000	15,000	
75801 Equipment Under \$5000	2,920	3,200	610	3,200	3,200	
76101 Repairs and Maintenance	51,990	36,050	6,470	36,050	36,050	
77801 Dues	800	800	800	800	800	
81599 Transfer to Other	698,020	575,290		515,290	515,290	
90511 Construction-Building Non-R	125,000			50,000	50,000	
Section 0001 Total	3,072,530	1,586,550	571,620	1,945,860	1,804,040	
Department 707101 Total	3,072,530	1,586,550	571,620	1,945,860	1,804,040	



4/2/2014

Operating Budget By Fund and Division




Current Budget Year					Continuation	New or Expanded Service				
		1	2	3	4	5	6	7	8	9
		2013	2014	2014 YTD	2015	2015	2015	2015	2015	2015
		Actual	Original	Actual	Request	Mayor's	Council	Request	Mayor's	Council
Fund 1101	GENERAL SERVICES DISTRICT		Department	707102	Governmental Programs		Section	7011	Telephone System	
Account										
72202	Landline Phones		1,830	-1,320						
	Section 7011 Total		1,830	-1,320						
Fund 1101	GENERAL SERVICES DISTRICT		Department	707102	Governmental Programs		Section	7012	Utilities	
Account										
72101	Electric	558,010	688,400	382,200	590,320	590,320				
72102	Gas	132,580	137,240	68,690	134,930	134,930				
72103	Water	26,660	30,670	20,190	26,820	26,820				
72104	Sewer User Fee	19,200	21,930	15,190	19,370	19,370				
72105	Landfill User Fee	4,090	4,080	2,030	3,890	3,890				
72107	Water Quality Management I	3,080	3,310	2,530	3,150	3,150				
	Section 7012 Total	743,620	885,630	490,830	778,480	778,480				
	Department 707102 Total	743,620	887,460	489,510	778,480	778,480				



4/2/2014

Operating Budget By Fund and Division



		Current Budget Year			Continuation		New or Expanded Service			
		1	2	3	4	5	6	7	8	9
		2013	2014	2014 YTD	2015	2015	2015	2015	2015	2015
		Actual	Original	Actual	Request	Mayor's	Council	Request	Mayor's	Council
Fund 1101	GENERAL SERVICES DISTRICT			Department	707200	Facilities and Fleet Management				
Adopted Budget Control Levels										
Personnel		5,507,030	6,329,850	3,720,110	6,245,570	6,245,570		96,090		
Operating		-800,940	2,626,520	1,304,330	3,095,740	3,095,740		25,000		
Transfers			-3,494,970	-1,955,010	-3,067,610	-3,067,610				
Capital			20,000	126,660						
Total		4,706,090	5,481,400	3,196,090	6,273,700	6,273,700		121,090		


Budget Detail (Information Only)

Fund	1101	GENERAL SERVICES DISTRICT	Department	707103	Security		Section	0001	Unallocated Subsection
Account									
63111	Civil Service Salaries	421,320	443,500	255,930	421,900	421,900			
63121	Non-Civil Service Salaries				16,400	16,400			
63152	Overtime-CERS	15,290	7,000	8,920	12,000	12,000			
63313	Part Time - Non-CERS								25,000
63314	Part Time - CERS	2,780	25,000		25,000	25,000			
63411	Longevity	2,120	1,720	870	1,300	1,300			
63413	Sick Leave	5,400	7,100	4,550	6,400	6,400			
63416	Lump Sum Termination Pay	3,320		3,450					
63417	Sick Pay Service Credit	6,160		9,650					
63461	Uniform and Equipment Allo				11,200	11,200			
63511	Pension Contributions	81,650	85,400	48,040	84,200	84,200			4,400
63612	Health Insurance	5,200		3,440					
63615	Life/Health/Dental/Vision	50,560	108,000	30,880	109,600	109,600			
63621	FICA	25,390	30,000	15,740	29,900	29,900			1,600
63622	Unemployment Insurance	780	1,260	780	1,160	1,160			60
63624	Medicare Expense	5,720	7,000	3,510	7,000	7,000			400
71299	Prof Svc - Other	7,750	20,000	5,580	10,000	10,000			
72203	Cell Phones	1,090	1,200	670	2,000	2,000			
75101	Operating Supplies and Expr	10,020	2,500	3,010	6,000	6,000			
75601	Clothing/Equipment - Other	1,820	1,600	70	3,600	3,600			
75801	Equipment Under \$5000	10,460	4,000	4,420	7,500	7,500			
76101	Repairs and Maintenance	8,260	17,000	5,540	30,000	30,000			
Section 0001 Total		665,090	762,280	405,050	785,160	785,160			31,460
Department 707103 Total		665,090	762,280	405,050	785,160	785,160			31,460



4/2/2014

Operating Budget By Fund and Division



		Current Budget Year				Continuation	New or Expanded Service			
		1	2	3	4	5	6	7	8	9
		2013	2014	2014 YTD	2015	2015	2015	2015	2015	2015
		Actual	Original	Actual	Request	Mayor's	Council	Request	Mayor's	Council
Fund 1101	GENERAL SERVICES DISTRICT		Department	707104	Parking Garages		Section	0001	Unallocated Subsection	
Account										
71205	Prof Svc - Engineer	480								
71299	Prof Svc - Other	480	20,000	24,090	27,500	27,500				
71305	Rent/Lease - Parking	12,330								
72203	Cell Phones		600		750	750				
75101	Operating Supplies and Expi	610	15,200	140	30,000	30,000				
76101	Repairs and Maintenance	17,440	7,000		7,000	7,000				
Section 0001 Total		31,340	42,800	24,230	65,250	65,250				
Department 707104 Total		31,340	42,800	24,230	65,250	65,250				



4/2/2014

Operating Budget By Fund and Division

		Current Budget Year			Continuation		New or Expanded Service			
		1	2	3	4	5	6	7	8	9
		2013	2014	2014 YTD	2015	2015	2015	2015	2015	2015
		Actual	Original	Actual	Request	Mayor's	Council	Request	Mayor's	Council
Fund 1101	GENERAL SERVICES DISTRICT		Department	707201	Facilities and Fleet Management Admin		Section	0001	Unallocated Subsection	
Account										
63111	Civil Service Salaries	149,340	281,100	187,530	353,800	353,800				
63152	Overtime-CERS				10,000	10,000				
63411	Longevity				470	470				
63413	Sick Leave	2,930	10,400	10,370	13,800	13,800				
63511	Pension Contributions	27,250	53,100	32,740	64,400	64,400				
63612	Health Insurance	520		1,150						
63615	Life/Health/Dental/Vision	18,010	30,800	22,650	38,200	38,200				
63621	FICA	8,400	18,100	10,640	23,400	23,400				
63622	Unemployment Insurance	260	810	530	910	910				
63624	Medicare Expense	1,900	4,200	2,370	5,500	5,500				
71299	Prof Svc - Other		30,000	12,300	30,000	30,000				
72203	Cell Phones	30	1,200	40	300	300				
73101	Property and Casualty Exces				520	520				
73102	Property and Casualty Self I				3,600	3,600				
74101	Required Certification/Traini		3,020	50	3,000	3,000				
74102	Conferences and Other Trai		3,350	350	2,000	2,000				
75101	Operating Supplies and Expi	1,770	4,000	1,360	4,000	4,000				
75801	Equipment Under \$5000	1,700	2,000		1,500	1,500				
76101	Repairs and Maintenance	6,060	5,000	26,930	10,000	10,000				
76102	Software Maintenance		2,500		1,500	1,500				
77801	Dues		1,400	260						
77802	Subscriptions and Publicatio		1,000							
	Section 0001 Total	218,170	451,980	309,270	566,900	566,900				
	Department 707201 Total	218,170	451,980	309,270	566,900	566,900				



4/2/2014

Operating Budget By Fund and Division

		Current Budget Year			Continuation	New or Expanded Service				
		1	2	3	4	5	6	7	8	9
		2013	2014	2014 YTD	2015	2015	2015	2015	2015	2015
		Actual	Original	Actual	Request	Mayor's	Council	Request	Mayor's	Council
Fund 1101	GENERAL SERVICES DISTRICT		Department	707301	Fleet Services Operations		Section	0001	Unallocated Subsection	
Account										
63111	Civil Service Salaries	1,687,940	1,850,800	1,102,950	1,693,200	1,693,200				
63152	Overtime-CERS	49,780	35,000	67,390	55,000	55,000				
63313	Part Time - Non-CERS		20,000	6,560	30,000	30,000				
63411	Longevity	5,890	6,220	2,800	3,030	3,030				
63413	Sick Leave	64,730	68,300	56,380	54,600	54,600				
63416	Lump Sum Termination Pay	25,020		17,680						
63417	Sick Pay Service Credit	52,490		19,010						
63461	Uniform and Equipment Allo	10,800	11,200	10,800						
63511	Pension Contributions	327,290	361,200	208,160	314,800	314,800				
63612	Health Insurance	14,550		10,690						
63615	Life/Health/Dental/Vision	202,610	304,800	133,460	287,900	287,900				
63621	FICA	101,960	122,700	68,970	113,800	113,800				
63622	Unemployment Insurance	3,200	5,350	3,440	4,410	4,410				
63624	Medicare Expense	23,130	28,700	15,480	26,600	26,600				
71303	Rent/Lease - Equipment	3,230	3,500	1,770	3,500	3,500				
72101	Electric	68,980	78,390	23,490	37,400	37,400				
72102	Gas	9,380	11,900	6,880	12,030	12,030				
72103	Water	4,760	5,830	4,690	8,490	8,490				
72104	Sewer User Fee	4,930	4,780	5,510	9,300	9,300				
72105	Landfill User Fee	3,240	10,000	2,580	3,410	3,410				
72107	Water Quality Management I	12,530	13,320	11,210	13,320	13,320				
72203	Cell Phones	180	800	80	140	140				
73101	Property and Casualty Exces	18,300	98,670	76,440	25,990	25,990				
73102	Property and Casualty Self Li	443,180	56,730	9,220	181,150	181,150				
73305	Recovery - Totaled Vehicles			8,280						
74101	Required Certification/Trainin		600		600	600				
74102	Conferences and Other Trair	1,240	1,460	910	1,460	1,460				
75101	Operating Supplies and Expi	19,410	26,800	12,900	30,000	30,000				
75102	Food And Household Items	60								
75103	Software - Operating	10,700								
75601	Clothing/Equipment - Other	700	700	570	700	700				
75801	Equipment Under \$5000	14,550	13,200	10,830	13,200	13,200				
76101	Repairs and Maintenance	16,750	15,590	14,540	17,000	17,000				
76102	Software Maintenance	10,800	11,000	9,170	16,000	16,000				
76201	Vehicle and Equipment Fuel	14,460	16,080	7,800	14,200	14,200				
76331	Vehicle Repairs and Mainte	-2,967,080	271,350	36,200	53,000	53,000				
77801	Dues	1,500		3,090	200	200				
77802	Subscriptions and Publicatio	5,880	40,000	2,660	56,530	56,530				
81101	Transfer to General		-3,494,970	-1,955,010	-3,067,610	-3,067,610				
96952	Automobiles Police			106,660						
96965	Van		20,000	20,000						
Section 0001 Total		267,070	20,000	144,240	13,350	13,350				
Department 707301 Total		267,070	20,000	144,240	13,350	13,350				



4/2/2014

Operating Budget By Fund and Division

		Current Budget Year			Continuation	New or Expanded Service				
		1	2	3	4	5	6	7	8	9
		2013	2014	2014 YTD	2015	2015	2015	2015	2015	2015
		Actual	Original	Actual	Request	Mayor's	Council	Request	Mayor's	Council
Fund	1101 GENERAL SERVICES DISTRICT		Department	707501 Building Maintenance			Section	7041 Bld Maint	Old Frankfort Pike	
Account										
63111	Civil Service Salaries	1,379,070	1,556,900	905,630	1,562,100	1,562,100				
63152	Overtime-CERS	61,470	40,000	52,820	40,000	40,000				
63312	Seasonal	22,070						25,000		
63313	Part Time - Non-CERS		20,000		20,000	20,000		30,000		
63314	Part Time - CERS	2,200	9,000	6,680						
63411	Longevity	2,780	2,490	940	1,650	1,650				
63413	Sick Leave	32,300	24,700	21,410	24,000	24,000				
63416	Lump Sum Termination Pay	24,700		2,040						
63417	Sick Pay Service Credit	58,490								
63511	Pension Contributions	278,950	305,900	168,720	286,900	286,900		5,300		
63612	Health Insurance	14,550		11,070						
63615	Life/Health/Dental/Vision	165,460	311,200	109,440	310,800	310,800				
63621	FICA	86,870	102,500	54,950	102,200	102,200		3,400		
63622	Unemployment Insurance	2,690	4,400	2,710	3,950	3,950		130		
63624	Medicare Expense	19,610	24,000	12,220	23,900	23,900		800		
63966	Payroll Recovery-Risk Mgmt	-47,870		-6,030						
71205	Prof Svc - Engineer	430	250	3,710						
71206	Prof Svc - Architect		100							
71207	Prof Svc - Outside Labor	170,660	130,000	47,710	200,000	200,000				
71211	Prof Svc - Custodial	123,250	350,000	75,950	400,000	400,000				
71212	Prof Svc - Mowing		10							
71222	Prof Svc - Animal Retrieval							25,000		
71299	Prof Svc - Other	75,590	60,000	93,760	150,000	150,000				
71302	Rent/Lease - Buildings		10							
71303	Rent/Lease - Equipment	240	6,000	1,390	4,000	4,000				
71399	Rent/Lease - Other	690	2,000		2,500	2,500				
72101	Electric	19,180	25,790	15,270	23,100	23,100				
72102	Gas	4,760	2,690	1,990	4,860	4,860				
72103	Water	2,540	3,150	1,660	3,150	3,150				
72104	Sewer User Fee	2,650	2,990	2,040	2,990	2,990				
72105	Landfill User Fee	650	1,060	200	680	680				
72107	Water Quality Management I		1,060		500	500				
72203	Cell Phones	1,220	2,500	1,020	8,000	8,000				
73101	Property and Casualty Exces	4,360	15,480	11,990	20,690	20,690				
73102	Property and Casualty Self I	105,660	125,550	1,450	144,220	144,220				
73305	Recovery - Totaled Vehicles			5,690						
74101	Required Certification/Traini	8,480	20,000	8,330	20,000	20,000				
75101	Operating Supplies and Expi	78,360	60,000	42,860	80,000	80,000				
75102	Food And Household Items	160	10							
75103	Software - Operating			1,320						
75601	Clothing/Equipment - Other	7,890	9,790	5,790	10,000	10,000				
75801	Equipment Under \$5000	14,280	11,000	25,190	10,000	10,000				
76101	Repairs and Maintenance	627,370	700,000	458,070	950,000	950,000				
76102	Software Maintenance	11,470	5,000	540						
76201	Vehicle and Equipment Fuel	32,740	45,440	18,130	31,000	31,000				
76331	Vehicle Repairs and Mainte	20,300	23,720	18,090	33,000	33,000				
76332	Vehicle Washes And Supplie	30								



4/2/2014

Operating Budget By Fund and Division

		Current Budget Year				Continuation	New or Expanded Service		
	1	2	3	4	5	6	7	8	9
	2013	2014	2014 YTD	2015	2015	2015	2015	2015	2015
	Actual	Original	Actual	Request	Mayor's	Council	Request	Mayor's	Council
77801 Dues		1,400							
77802 Subscriptions and Publicatio		700							
Section 7041 Total	3,416,300	4,006,790	2,184,750	4,474,190	4,474,190		89,630		
Fund 1101 GENERAL SERVICES DISTRICT		Department	707501 Building Maintenance			Section	7043 Asbestos and Lead Abatement		
Account									
63152 Overtime-CERS				30,000	30,000				
63511 Pension Contributions				5,300	5,300				
63621 FICA				1,900	1,900				
63622 Unemployment Insurance				70	70				
63624 Medicare Expense				400	400				
71205 Prof Svc - Engineer	6,360								
71299 Prof Svc - Other	28,350	40,000	41,960	55,000	55,000				
76101 Repairs and Maintenance	14,970	20,000	18,890	15,000	15,000				
76102 Software Maintenance	1,040			10,000	10,000				
Section 7043 Total	50,720	60,000	60,850	117,670	117,670				
Fund 1101 GENERAL SERVICES DISTRICT		Department	707501 Building Maintenance			Section	7045 Lyric Theater		
Account									
63152 Overtime-CERS				10,000	10,000				
63511 Pension Contributions				1,800	1,800				
63621 FICA				600	600				
63622 Unemployment Insurance				20	20				
63624 Medicare Expense				100	100				
71207 Prof Svc - Outside Labor	26,030		8,890						
71211 Prof Svc - Custodial		70,150	12,130	80,000	80,000				
71299 Prof Svc - Other	540								
72101 Electric				45,100	45,100				
72103 Water				1,870	1,870				
72104 Sewer User Fee				1,870	1,870				
72105 Landfill User Fee				200	200				
72107 Water Quality Management I				200	200				
75101 Operating Supplies and Exp	3,070	3,000	8,240	8,500	8,500				
76101 Repairs and Maintenance	27,760	29,400	13,170	35,000	35,000				
Section 7045 Total	57,400	102,550	42,430	185,260	185,260				
Fund 1101 GENERAL SERVICES DISTRICT		Department	707501 Building Maintenance			Section	7046 Charles Young		
Account									
71207 Prof Svc - Outside Labor			1,000						
71211 Prof Svc - Custodial		15,000	5,050	20,000	20,000				
72101 Electric				7,600	7,600				
72102 Gas				3,600	3,600				
72103 Water				2,160	2,160				
72104 Sewer User Fee				2,160	2,160				
72105 Landfill User Fee				200	200				
72107 Water Quality Management I				200	200				
75101 Operating Supplies and Exp		10,000	3,700	10,000	10,000				
76101 Repairs and Maintenance		10,000	15,520	20,000	20,000				
Section 7046 Total		35,000	25,270	65,920	65,920				



4/2/2014

Operating Budget By Fund and Division

		Current Budget Year			Continuation		New or Expanded Service			
		1	2	3	4	5	6	7	8	9
		2013	2014	2014 YTD	2015	2015	2015	2015	2015	2015
		Actual	Original	Actual	Request	Mayor's	Council	Request	Mayor's	Council
Department	707501 Total	3,524,420	4,204,340	2,313,300	4,843,040	4,843,040		89,630		



4/2/2014

Operating Budget By Fund and Division

Current Budget Year

Continuation

New or Expanded Service

	1 2013 Actual	2 2014 Original	3 2014 YTD Actual	4 2015 Request	5 2015 Mayor's	6 2015 Council	7 2015 Request	8 2015 Mayor's	9 2015 Council
Fund 1101 GENERAL SERVICES DISTRICT			Department	707600	Parks and Recreation				
Adopted Budget Control Levels									
Personnel	11,357,170	12,297,480	7,404,710	12,156,780	12,156,780		196,350	70,340	
Operating	7,224,100	7,747,650	3,431,430	7,738,390	7,625,850		15,900	15,900	
Transfers	8,010	210,000		225,000	225,000				
Capital	161,920	292,000	337,970	400,000	400,000				
Total	18,751,200	20,547,130	11,174,110	20,520,170	20,407,630		212,250	86,240	


Budget Detail (Information Only)

Fund 1101 GENERAL SERVICES DISTRICT	Department	707601	Park Administration			Section 7211	Parks Administration
Account							
63111 Civil Service Salaries	254,700	267,000	147,570	236,900	236,900		40,700
63121 Non-Civil Service Salaries	61,560	61,500	41,050	62,100	62,100		
63152 Overtime-CERS	2,450	15,000	400	5,000	5,000		
63312 Seasonal	20,630	78,800	760	20,800	20,800		
63313 Part Time - Non-CERS	5,000						
63314 Part Time - CERS	43,220		31,730				
63411 Longevity	340	450	80				
63413 Sick Leave	13,890	14,100	9,080	9,300	9,300		
63416 Lump Sum Termination Pay			30,610				
63417 Sick Pay Service Credit			37,620				
63511 Pension Contributions	69,840	65,000	45,270	53,700	53,700		7,200
63612 Health Insurance	1,560		1,150				
63615 Life/Health/Dental/Vision	38,040	38,600	22,750	35,700	35,700		5,900
63621 FICA	21,700	27,100	16,270	20,700	20,700		2,500
63622 Unemployment Insurance	670	950	810	800	800		100
63624 Medicare Expense	4,890	6,300	3,650	4,800	4,800		600
71299 Prof Svc - Other	34,000	43,400	12,670	33,000	33,000		
71302 Rent/Lease - Buildings	1,720						
71303 Rent/Lease - Equipment	1,010		1,010				
71399 Rent/Lease - Other	1,420	11,960	1,630	11,960	11,960		
72202 Landline Phones	76,090	94,380	45,150	92,350	92,350		
72203 Cell Phones	4,240	5,460	1,820	5,460	5,460		
72204 Network Connectivity	980	2,000	630	2,000	2,000		
73101 Property and Casualty Exces	43,620	140,720	109,230	108,410	108,410		
73102 Property and Casualty Self Li	1,056,430	588,710	13,140	755,700	755,700		
73302 Recovery - Vehicle Loss		330					
74101 Required Certification/Traini	1,060						
74102 Conferences and Other Trai			390	2,000	2,000		
74201 Business Travel	1,860	5,000	2,460	3,000	3,000		
75101 Operating Supplies and Exp	20,220	20,080	16,540	16,280	16,280		
75102 Food And Household Items	1,050	1,350	70	950	950		
75601 Clothing/Equipment - Other		6,140		6,140	6,140		
75801 Equipment Under \$5000	16,380	20,030	6,460	18,030	18,030		
76101 Repairs and Maintenance	333,090	250,000	60,110	256,220	256,220		
77801 Dues	4,090	4,900	4,100	4,700	4,700		



4/2/2014

Operating Budget By Fund and Division




		Current Budget Year			Continuation	New or Expanded Service				
		1	2	3	4	5	6	7	8	9
		2013	2014	2014 YTD	2015	2015	2015	2015	2015	2015
		Actual	Original	Actual	Request	Mayor's	Council	Request	Mayor's	Council
77802	Subscriptions and Publicatio	200	1,390	150	1,390	1,390				
78201	Grant Match		75,000							
78701	Bank Charges	24,270	60,000	9,570	60,000	40,000				
81599	Transfer to Other	8,010	210,000		225,000	225,000				
90311	Construction-Athletic Facility			60,470						
90313	Construction-Hike/Bike Trail	5,510	30,000							
90319	Construction-Park Area	97,610								
90321	Construction-Tennis/Sport C	3,000								
90511	Construction-Building Non-R				50,000	50,000				
91015	Park Area Renovation	50,300	250,000	254,420						
96468	Equipment	5,500								
	Section 7211 Total	2,330,150	2,395,650	988,820	2,102,390	2,082,390		57,000		
Fund 1101	GENERAL SERVICES DISTRICT		Department	707601	Park Administration		Section	7213	Special Event Concessions	
Account										
63312	Seasonal			230						
63313	Part Time - Non-CERS	32,260	20,300	19,110						
63511	Pension Contributions		3,800	40						
63621	FICA	1,740	1,300	1,070						
63622	Unemployment Insurance	60		50						
63624	Medicare Expense	400	300	240						
75101	Operating Supplies and Expi	660	590	750						
75102	Food And Household Items	580	640							
75601	Clothing/Equipment - Other	490	500							
75801	Equipment Under \$5000	3,210	3,500	850						
76101	Repairs and Maintenance	200	400	20						
	Section 7213 Total	39,600	31,330	22,360						
	Department 707601 Total	2,369,750	2,426,980	1,011,180	2,102,390	2,082,390		57,000		



4/2/2014

Operating Budget By Fund and Division

		Current Budget Year			Continuation		New or Expanded Service			
		1	2	3	4	5	6	7	8	9
		2013	2014	2014 YTD	2015	2015	2015	2015	2015	2015
		Actual	Original	Actual	Request	Mayor's	Council	Request	Mayor's	Council
Fund 1101	GENERAL SERVICES DISTRICT		Department	707602	Parks Planning and Design		Section	7221	Planning and Design Admin.	
Account										
63111	Civil Service Salaries	232,010	245,500	163,780	225,800	225,800				
63312	Seasonal				20,000	20,000				
63413	Sick Leave	5,270	9,500	5,140	6,600	6,600				
63416	Lump Sum Termination Pay			720						
63511	Pension Contributions	42,310	46,400	28,590	39,900	39,900				
63612	Health Insurance	2,080		1,530						
63615	Life/Health/Dental/Vision	27,920	38,600	19,780	35,700	35,700				
63621	FICA	13,040	15,800	9,340	15,600	15,600				
63622	Unemployment Insurance	400	710	460	610	610				
63624	Medicare Expense	2,940	3,700	2,080	3,700	3,700				
75101	Operating Supplies and Expt	1,730	3,780	2,180	3,780	3,780				
75801	Equipment Under \$5000				5,290	5,290				
77801	Dues	1,020	1,020		1,220	1,220				
77802	Subscriptions and Publicatio		100		100	100				
90320	Park Playground Equipment				300,000	300,000				
91015	Park Area Renovation				50,000	50,000				
Section 7221 Total		328,720	365,110	233,600	708,300	708,300				
Department 707602 Total		328,720	365,110	233,600	708,300	708,300				



4/2/2014

Operating Budget By Fund and Division

		Current Budget Year				Continuation	New or Expanded Service		
		1	2	3	4	5	6	7	8
		2013	2014	2014 YTD	2015	2015	2015	2015	2015
		Actual	Original	Actual	Request	Mayor's	Council	Request	Mayor's
Fund 1101	GENERAL SERVICES DISTRICT		Department	707603	Parks Maintenance		Section	7223	Greenway Maintenance-Parks
Account									
63312	Seasonal		10,900		10,900	10,900			
63621	FICA		700		700	700			
63622	Unemployment Insurance				30	30			
63624	Medicare Expense		200		200	200			
71212	Prof Svc - Mowing	24,460	124,000	8,560	124,000	124,000			
71399	Rent/Lease - Other		1,200	570	1,200	1,200			
76101	Repairs and Maintenance		10,000	6,520	10,000	10,000			
	Section 7223 Total	24,460	147,000	15,650	147,030	147,030			
Fund 1101	GENERAL SERVICES DISTRICT		Department	707603	Parks Maintenance		Section	7231	Grounds Maintenance-North Base
Account									
71211	Prof Svc - Custodial	-20		210					
71212	Prof Svc - Mowing	323,950	325,000	168,370	381,400	381,400			
71299	Prof Svc - Other	250							
71303	Rent/Lease - Equipment	40	1,000		1,000	1,000			
73302	Recovery - Vehicle Loss			-16,220					
73304	Recovery - Property Loss			-7,830					
75101	Operating Supplies and Exp	27,310	27,770	15,170	27,770	27,770			
75102	Food And Household Items	500							
75601	Clothing/Equipment - Other	6,080	7,620	3,210	4,620	4,620			
75602	Clothing/Equip - Public Safel	1,000	1,000	890	1,000	1,000			
75801	Equipment Under \$5000	7,850	7,330	3,140	6,000	6,000			
76101	Repairs and Maintenance	69,780	78,840	59,120	78,840	78,840			
97656	Tractor Attachments			6,810					
	Section 7231 Total	436,740	448,560	232,870	500,630	500,630			
Fund 1101	GENERAL SERVICES DISTRICT		Department	707603	Parks Maintenance		Section	7232	Building Maintenance
Account									
71303	Rent/Lease - Equipment	2,380	4,930	470	4,930	4,930			
75101	Operating Supplies and Exp	5,690	6,440	3,810	6,440	6,440			
75102	Food And Household Items			20					
75601	Clothing/Equipment - Other	4,570	5,280	1,050	5,280	5,280			
75602	Clothing/Equip - Public Safel	1,180	1,180	840	1,180	1,180			
75801	Equipment Under \$5000	6,690	8,020	1,930	8,020	8,020			
76101	Repairs and Maintenance	245,180	247,350	74,090	251,350	251,350			
	Section 7232 Total	265,690	273,200	82,210	277,200	277,200			
Fund 1101	GENERAL SERVICES DISTRICT		Department	707603	Parks Maintenance		Section	7233	Medians and County Roads
Account									
71212	Prof Svc - Mowing	176,600	174,000	105,290	211,600	211,600			
75101	Operating Supplies and Exp	1,350	1,350	950	1,850	1,850			
75601	Clothing/Equipment - Other	1,190	2,400	1,220	2,400	2,400			
75602	Clothing/Equip - Public Safel	990	2,000	1,130	1,500	1,500			
75801	Equipment Under \$5000	8,820	9,000	1,580	9,000	9,000			
76101	Repairs and Maintenance	9,750	11,200	3,380	11,200	11,200			
	Section 7233 Total	198,700	199,950	113,550	237,550	237,550			



4/2/2014

Operating Budget By Fund and Division

		Current Budget Year				Continuation	New or Expanded Service		
		1	2	3	4	5	6	7	8
		2013	2014	2014 YTD	2015	2015	2015	2015	2015
		Actual	Original	Actual	Request	Mayor's	Council	Request	Mayor's
Fund 1101	GENERAL SERVICES DISTRICT		Department	707603	Parks Maintenance		Section	7234	Park Patrol
Account									
63131	Police and Fire Sworn	9,330		4,310					
63152	Overtime-CERS	1,210							
63155	OT F and P-Unsch Not Pen	61,020	75,000	32,700	75,000	75,000			
63414	Special Duty	50		50					
63511	Pension Contributions	220							
63513	Pension - Police/Fire	2,340		1,530					
63616	BP - P and F	1,210		580					
63621	FICA	60							
63622	Unemployment Insurance	130		100	180	180			
63624	Medicare Expense	890	1,100	460	1,100	1,100			
Section 7234 Total		76,460	76,100	39,730	76,280	76,280			
Fund 1101	GENERAL SERVICES DISTRICT		Department	707603	Parks Maintenance		Section	7235	Maintenance Administration
Account									
63111	Civil Service Salaries	2,588,340	2,958,100	1,717,780	2,852,800	2,852,800		22,000	
63152	Overtime-CERS	223,800	182,000	154,180	185,500	185,500			
63312	Seasonal	137,210	279,400	114,850	199,400	199,400			
63313	Part Time - Non-CERS	28,910	155,000	36,690	55,000	55,000			
63314	Part Time - CERS	173,650		100,590	180,000	180,000			
63411	Longevity	9,030	7,770	5,270	7,470	7,470			
63413	Sick Leave	48,630	53,200	50,610	62,900	62,900			
63416	Lump Sum Termination Pay	40,680		7,890					
63417	Sick Pay Service Credit	75,730		22,950					
63511	Pension Contributions	583,680	623,900	368,460	579,700	579,700		3,900	
63612	Health Insurance	32,220		24,440					
63615	Life/Health/Dental/Vision	310,810	630,100	207,360	614,300	614,300		5,900	
63621	FICA	182,750	225,400	121,860	219,700	219,700		1,400	
63622	Unemployment Insurance	5,740	8,390	6,040	8,500	8,500		50	
63624	Medicare Expense	41,210	52,800	27,180	51,400	51,400		300	
63951	Payroll Recovery-General		-45,700		-45,700	-45,700			
63966	Payroll Recovery-Risk Mgmt	-60		-4,720					
71299	Prof Svc - Other	21,200	20,780	19,780	23,100	23,100			
71303	Rent/Lease - Equipment		4,150	2,490	4,150	4,150			
71399	Rent/Lease - Other	29,890	40,150	21,810	65,150	65,150			
72101	Electric	674,750	838,270	474,760	760,600	760,600			
72102	Gas	82,840	107,220	45,850	82,840	82,840			
72103	Water	221,970	328,710	187,700	328,710	328,710			
72104	Sewer User Fee	116,560	134,740	76,430	127,720	127,720			
72105	Landfill User Fee	38,270	39,300	14,410	39,300	39,300			
72107	Water Quality Management	105,430	108,190	74,250	116,390	116,390			
75101	Operating Supplies and Exp	31,950	31,980	870	6,980	6,980			
75601	Clothing/Equipment - Other	2,550	2,550		2,550	2,550			
75602	Clothing/Equip - Public Safet	170	500		500	500			
75801	Equipment Under \$5000	2,700	4,320	1,020	4,320	4,320			
76101	Repairs and Maintenance	47,610	54,270	20,960	58,840	58,840			
76201	Vehicle and Equipment Fuel	274,690	257,770	156,870	257,770	257,770			
76331	Vehicle Repairs and Mainte	416,960	349,620	267,900	555,000	555,000			



4/2/2014

Operating Budget By Fund and Division

		Current Budget Year			Continuation	New or Expanded Service			
	1	2	3	4	5	6	7	8	9
	2013	2014	2014 YTD	2015	2015	2015	2015	2015	2015
	Actual	Original	Actual	Request	Mayor's	Council	Request	Mayor's	Council
90321 Construction-Tennis/Sport C		4,000							
97653 Trucksters/ATV's		8,000	16,270						
Section 7235 Total	6,549,870	7,464,880	4,342,800	7,404,890	7,404,890		33,550		
Fund 1101 GENERAL SERVICES DISTRICT		Department	707603 Parks Maintenance			Section	7237 Maintenance - Special Events		
Account									
71299 Prof Svc - Other		2,520							
71303 Rent/Lease - Equipment	7,050	7,050	5,560	7,050	7,050				
75101 Operating Supplies and Exp	9,400	8,480	11,260	11,000	11,000				
Section 7237 Total	16,450	18,050	16,820	18,050	18,050				
Fund 1101 GENERAL SERVICES DISTRICT		Department	707603 Parks Maintenance			Section	7238 Maintenance - Landscape		
Account									
71303 Rent/Lease - Equipment	120	120		120	120				
75101 Operating Supplies and Exp	830	830	340	830	830				
75601 Clothing/Equipment - Other	450	550	420	550	550				
75602 Clothing/Equip - Public Safel		340		340	340				
75801 Equipment Under \$5000	550	550	180	550	550				
76101 Repairs and Maintenance	27,700	24,980	3,130	12,900	12,900				
Section 7238 Total	29,650	27,370	4,070	15,290	15,290				
Fund 1101 GENERAL SERVICES DISTRICT		Department	707603 Parks Maintenance			Section	7240 Downtown Improvements		
Account									
71399 Rent/Lease - Other				2,700	2,700				
75101 Operating Supplies and Exp				5,000	5,000				
75801 Equipment Under \$5000				3,000	3,000				
76101 Repairs and Maintenance				12,500	12,500				
Section 7240 Total				23,200	23,200				
Department 707603 Total	7,598,020	8,655,110	4,847,700	8,700,120	8,700,120		33,550		



4/2/2014

Operating Budget By Fund and Division

		Current Budget Year				Continuation	New or Expanded Service		
		1	2	3	4	5	6	7	8
		2013	2014	2014 YTD	2015	2015	2015	2015	2015
		Actual	Original	Actual	Request	Mayor's	Council	Request	Mayor's
Fund 1101	GENERAL SERVICES DISTRICT		Department	707604	Recreation Programs		Section	7251	Recreation Administration
Account									
63111	Civil Service Salaries	589,160	625,800	362,680	577,100	577,100			
63152	Overtime-CERS	60							
63312	Seasonal	52,770	394,100	25,380	6,300	6,300			
63313	Part Time - Non-CERS	460,620	273,500	300,770					
63314	Part Time - CERS	74,730	30,200	37,950					
63411	Longevity	2,770	2,620	1,580	2,240	2,240			
63413	Sick Leave	14,220	16,700	11,730	14,400	14,400			
63416	Lump Sum Termination Pay	5,070		32,560					
63417	Sick Pay Service Credit	12,290							
63511	Pension Contributions	133,280	170,400	74,440	102,400	102,400			
63612	Health Insurance	6,240		4,200					
63615	Life/Health/Dental/Vision	70,690	119,800	43,780	112,100	112,100			
63621	FICA	66,460	83,300	42,610	37,200	37,200			
63622	Unemployment Insurance	2,100	1,790	2,120	1,440	1,440			
63624	Medicare Expense	14,990	19,400	9,550	8,700	8,700			
71299	Prof Svc - Other	4,510	4,840	1,050	4,540	4,540			
71303	Rent/Lease - Equipment		500						
74102	Conferences and Other Train				2,650	2,650			
74201	Business Travel	400	5,300	130	2,650	2,650			
75101	Operating Supplies and Exp	2,560	3,100	1,910	2,600	2,600			
75102	Food And Household Items	20							
75801	Equipment Under \$5000	2,500	4,000	280	2,500	2,500			
76101	Repairs and Maintenance	3,540	3,900	2,590	3,700	3,700			
Section 7251 Total		1,518,980	1,759,250	955,310	880,520	880,520			
Fund 1101	GENERAL SERVICES DISTRICT		Department	707604	Recreation Programs		Section	7271	Athletics Administration
Account									
63312	Seasonal				15,000	15,000			
63313	Part Time - Non-CERS				289,500	289,500			
63314	Part Time - CERS				15,000	15,000			
63511	Pension Contributions				53,800	53,800			
63621	FICA				19,800	19,800			
63622	Unemployment Insurance				770	770			
63624	Medicare Expense				4,600	4,600			
71207	Prof Svc - Outside Labor	200	2,000	1,790	30,600	30,600			
71299	Prof Svc - Other	20,160	20,070	13,560	5,000	5,000			
75101	Operating Supplies and Exp	360	410	400	410	410			
75801	Equipment Under \$5000	1,000	1,000	230	1,000	1,000			
Section 7271 Total		21,720	23,480	15,980	435,480	435,480			
Fund 1101	GENERAL SERVICES DISTRICT		Department	707604	Recreation Programs		Section	7272	Baseball
Account									
75101	Operating Supplies and Exp	8,630	9,180	1,610	8,680	8,680			
Section 7272 Total		8,630	9,180	1,610	8,680	8,680			



4/2/2014

Operating Budget By Fund and Division

		Current Budget Year			Continuation	New or Expanded Service			
	1	2	3	4	5	6	7	8	9
	2013	2014	2014 YTD	2015	2015	2015	2015	2015	2015
	Actual	Original	Actual	Request	Mayor's	Council	Request	Mayor's	Council
Fund 1101 GENERAL SERVICES DISTRICT		Department	707604	Recreation Programs		Section	7273	Basketball	
Account									
75101 Operating Supplies and Exp	3,250	3,330	470	3,330	3,330				
Section 7273 Total	3,250	3,330	470	3,330	3,330				
Fund 1101 GENERAL SERVICES DISTRICT		Department	707604	Recreation Programs		Section	7274	Cheerleading	
Account									
71302 Rent/Lease - Buildings		300		720	720				
71303 Rent/Lease - Equipment	280								
75101 Operating Supplies and Exp	540	540	540	540	540				
Section 7274 Total	820	840	540	1,260	1,260				
Fund 1101 GENERAL SERVICES DISTRICT		Department	707604	Recreation Programs		Section	7275	Football	
Account									
75101 Operating Supplies and Exp	18,490	18,980	16,780	18,980	18,980				
Section 7275 Total	18,490	18,980	16,780	18,980	18,980				
Fund 1101 GENERAL SERVICES DISTRICT		Department	707604	Recreation Programs		Section	7276	Softball	
Account									
71207 Prof Svc - Outside Labor	13,530	13,530							
71301 Rent/Lease - Land		420							
71303 Rent/Lease - Equipment	400								
75101 Operating Supplies and Exp	5,720	6,660	250	6,160	6,160				
Section 7276 Total	19,650	20,610	250	6,160	6,160				
Fund 1101 GENERAL SERVICES DISTRICT		Department	707604	Recreation Programs		Section	7277	Tennis	
Account									
75101 Operating Supplies and Exp	3,690	3,690		3,690	3,690				
Section 7277 Total	3,690	3,690		3,690	3,690				
Fund 1101 GENERAL SERVICES DISTRICT		Department	707604	Recreation Programs		Section	7278	Volleyball	
Account									
71302 Rent/Lease - Buildings		1,480		1,480	1,480				
71303 Rent/Lease - Equipment	1,280								
75101 Operating Supplies and Exp	500	590	310	590	590				
Section 7278 Total	1,780	2,070	310	2,070	2,070				
Fund 1101 GENERAL SERVICES DISTRICT		Department	707604	Recreation Programs		Section	7291	Community Ctr Programs Admin.	
Account									
63312 Seasonal				15,000	15,000				
63313 Part Time - Non-CERS				222,000	222,000				
63314 Part Time - CERS				15,000	15,000				
63511 Pension Contributions				41,900	41,900				
63621 FICA				15,600	15,600				
63622 Unemployment Insurance				600	600				
63624 Medicare Expense				3,700	3,700				
75101 Operating Supplies and Exp	460	450	250	450	450				
75601 Clothing/Equipment - Other	920	1,610		1,610	1,610				



4/2/2014


Operating Budget By Fund and Division

		Current Budget Year				Continuation	New or Expanded Service		
		1	2	3	4	5	6	7	8
		2013	2014	2014 YTD	2015	2015	2015	2015	2015
		Actual	Original	Actual	Request	Mayor's	Council	Request	Mayor's
Section	7291 Total	1,380	2,060	250	315,860	315,860			
Fund 1101	GENERAL SERVICES DISTRICT		Department	707604	Recreation Programs		Section	7292	Community Centers
Account									
63312	Seasonal	3,090		980					
63511	Pension Contributions	540		160					
63621	FICA	170		50					
63622	Unemployment Insurance	10							
63624	Medicare Expense	40		10					
71299	Prof Svc - Other	5,950	5,400	4,480	4,800	4,800			
75101	Operating Supplies and Exp	7,830	8,000	3,220	7,700	7,700			
75102	Food And Household Items	3,990	4,050	2,540	4,560	4,560			
75601	Clothing/Equipment - Other		1,700						
75801	Equipment Under \$5000	5,000	3,520	210	3,020	3,020			
76101	Repairs and Maintenance	1,780	1,700	1,000	1,700	1,700			
Section	7292 Total	28,400	24,370	12,650	21,780	21,780			
Fund 1101	GENERAL SERVICES DISTRICT		Department	707604	Recreation Programs		Section	7296	Day Camp
Account									
71299	Prof Svc - Other	400	400		400	400			
75101	Operating Supplies and Exp	2,140	2,160		2,160	2,160			
75102	Food And Household Items	560	500	130	500	500			
Section	7296 Total	3,100	3,060	130	3,060	3,060			
Fund 1101	GENERAL SERVICES DISTRICT		Department	707604	Recreation Programs		Section	7297	Advisory Boards
Account									
75101	Operating Supplies and Exp	250	270		270	270			
75801	Equipment Under \$5000	800	800	150	800	800			
Section	7297 Total	1,050	1,070	150	1,070	1,070			
Fund 1101	GENERAL SERVICES DISTRICT		Department	707604	Recreation Programs		Section	7298	Senior Programs
Account									
75101	Operating Supplies and Exp	210	240		240	240			
75102	Food And Household Items	200	200		200	200			
Section	7298 Total	410	440		440	440			
Fund 1101	GENERAL SERVICES DISTRICT		Department	707604	Recreation Programs		Section	7311	ES and CA Administration
Account									
71301	Rent/Lease - Land	260							
71302	Rent/Lease - Buildings	50							
71303	Rent/Lease - Equipment	990	1,360		1,360	1,360			
75101	Operating Supplies and Exp	450	450	20	450	450			
76101	Repairs and Maintenance		180		180	180			
Section	7311 Total	1,750	1,990	20	1,990	1,990			
Fund 1101	GENERAL SERVICES DISTRICT		Department	707604	Recreation Programs		Section	7313	Men's Dirt Bowl
Account									
71299	Prof Svc - Other	1,000	1,000	1,000	1,000	1,000			



4/2/2014

Operating Budget By Fund and Division



		Current Budget Year			Continuation	New or Expanded Service				
		1	2	3	4	5	6	7	8	9
		2013	2014	2014 YTD	2015	2015	2015	2015	2015	2015
		Actual	Original	Actual	Request	Mayor's	Council	Request	Mayor's	Council
75101	Operating Supplies and Expri	870	900	680	1,300	1,300				
75601	Clothing/Equipment - Other	200	400							
75801	Equipment Under \$5000	250	250		250	250				
76101	Repairs and Maintenance	300	300		300	300				
Section 7313 Total		2,620	2,850	1,680	2,850	2,850				
Fund 1101	GENERAL SERVICES DISTRICT		Department	707604	Recreation Programs		Section	7314	Junior Dirt Bowl	
Account										
75101	Operating Supplies and Expri	580	590	510	590	590				
Section 7314 Total		580	590	510	590	590				
Fund 1101	GENERAL SERVICES DISTRICT		Department	707604	Recreation Programs		Section	7315	Sun Bowl	
Account										
75101	Operating Supplies and Expri	330	360	360	460	460				
75601	Clothing/Equipment - Other	100	100							
Section 7315 Total		430	460	360	460	460				
Fund 1101	GENERAL SERVICES DISTRICT		Department	707604	Recreation Programs		Section	7318	Skateboard Park Program	
Account										
71299	Prof Svc - Other	850	910	280	910	910				
75101	Operating Supplies and Expri	840	440	190	440	440				
75102	Food And Household Items		400	110	400	400				
75801	Equipment Under \$5000	470	470		470	470				
76101	Repairs and Maintenance	230	300		300	300				
Section 7318 Total		2,390	2,520	580	2,520	2,520				
Fund 1101	GENERAL SERVICES DISTRICT		Department	707604	Recreation Programs		Section	7320	Art Kids / Kiddie Kapper Camps	
Account										
71299	Prof Svc - Other	400	400	40	400	400				
75101	Operating Supplies and Expri	670	720	30	720	720				
75601	Clothing/Equipment - Other	200	550							
Section 7320 Total		1,270	1,670	70	1,120	1,120				
Fund 1101	GENERAL SERVICES DISTRICT		Department	707604	Recreation Programs		Section	7321	Cultural Arts	
Account										
63312	Seasonal				10,000	10,000				
63313	Part Time - Non-CERS				85,100	85,100		37,300	37,300	
63314	Part Time - CERS				15,000	15,000				
63511	Pension Contributions				17,700	17,700		6,600	6,600	
63621	FICA				6,800	6,800		2,300	2,300	
63622	Unemployment Insurance				260	260		90	90	
63624	Medicare Expense				1,600	1,600		500	500	
71299	Prof Svc - Other	750			9,000	9,000				
71303	Rent/Lease - Equipment	900	1,000	990	1,000	1,000				
75101	Operating Supplies and Expri	1,370	470	530	2,820	2,820				
75801	Equipment Under \$5000	2,860	900	450	900	900				
76101	Repairs and Maintenance	240	250	60	250	250				
Section 7321 Total		6,120	2,620	2,030	150,430	150,430		46,790	46,790	



4/2/2014

Operating Budget By Fund and Division

		Current Budget Year			Continuation	New or Expanded Service			
	1	2	3	4	5	6	7	8	9
	2013	2014	2014 YTD	2015	2015	2015	2015	2015	2015
	Actual	Original	Actual	Request	Mayor's	Council	Request	Mayor's	Council
Fund 1101 GENERAL SERVICES DISTRICT		Department	707604 Recreation Programs			Section	7322 Adult Classes		
Account									
71299 Prof Svc - Other				2,600	2,600		3,000	3,000	
75101 Operating Supplies and Exp	450	450	510	1,450	1,450		1,500	1,500	
75801 Equipment Under \$5000							2,500	2,500	
76101 Repairs and Maintenance							1,000	1,000	
Section 7322 Total	450	450	510	4,050	4,050		8,000	8,000	
Fund 1101 GENERAL SERVICES DISTRICT		Department	707604 Recreation Programs			Section	7324 Kiddie Kappers		
Account									
71299 Prof Svc - Other	650	650		650	650				
71301 Rent/Lease - Land	-540								
71302 Rent/Lease - Buildings	1,060	4,900	2,090	2,400	2,400				
71303 Rent/Lease - Equipment	4,380		2,500	2,500	2,500				
75101 Operating Supplies and Exp	26,810	2,250	15,700	26,790	26,790				
75102 Food And Household Items	420			500	500				
75601 Clothing/Equipment - Other		25,040							
75801 Equipment Under \$5000	1,470	1,480		1,480	1,480				
76101 Repairs and Maintenance	1,990	2,000		2,000	2,000				
Section 7324 Total	36,240	36,320	20,290	36,320	36,320				
Fund 1101 GENERAL SERVICES DISTRICT		Department	707604 Recreation Programs			Section	7325 Arts Fair		
Account									
71299 Prof Svc - Other	2,850	2,850	2,800	2,850	2,850				
71301 Rent/Lease - Land	350								
71302 Rent/Lease - Buildings	600								
71303 Rent/Lease - Equipment		950	870	950	950				
75101 Operating Supplies and Exp	1,340	1,350	1,350	1,350	1,350				
Section 7325 Total	5,140	5,150	5,020	5,150	5,150				
Fund 1101 GENERAL SERVICES DISTRICT		Department	707604 Recreation Programs			Section	7326 Ballet Under the Stars		
Account									
71299 Prof Svc - Other	15,990	16,000	15,880	16,000	16,000				
71301 Rent/Lease - Land	110								
71302 Rent/Lease - Buildings	150		350						
71303 Rent/Lease - Equipment	5,350	5,600	4,420	5,600	5,600				
75101 Operating Supplies and Exp	1,940	900	890	1,950	1,950				
75102 Food And Household Items				550	550				
75601 Clothing/Equipment - Other		1,050							
Section 7326 Total	23,540	23,550	21,540	24,100	24,100				
Fund 1101 GENERAL SERVICES DISTRICT		Department	707604 Recreation Programs			Section	7327 Fiesta Latina		
Account									
71299 Prof Svc - Other	4,500	4,500	2,950	4,500	4,500				
71302 Rent/Lease - Buildings	200								
71303 Rent/Lease - Equipment		200	200	200	200				
75101 Operating Supplies and Exp	1,950	2,070	1,150	2,070	2,070				
75102 Food And Household Items	110								



4/2/2014

Operating Budget By Fund and Division

Current Budget Year

Continuation

New or Expanded Service

	1	2	3	4	5	6	7	8	9
	2013	2014	2014 YTD	2015	2015	2015	2015	2015	2015
	Actual	Original	Actual	Request	Mayor's	Council	Request	Mayor's	Council
75801 Equipment Under \$5000	200	200		200	200				
Section 7327 Total	6,960	6,970	4,300	6,970	6,970				
Fund 1101 GENERAL SERVICES DISTRICT		Department	707604 Recreation Programs			Section	7334 Big Band and Jazz		
Account									
63313 Part Time - Non-CERS		700							
63511 Pension Contributions		100							
71299 Prof Svc - Other	3,500	3,500		3,500	3,500				
Section 7334 Total	3,500	4,300		3,500	3,500				
Fund 1101 GENERAL SERVICES DISTRICT		Department	707604 Recreation Programs			Section	7335 Disc Golf		
Account									
71303 Rent/Lease - Equipment	150	230		230	230				
75101 Operating Supplies and Exp	400	410		410	410				
Section 7335 Total	550	640		640	640				
Fund 1101 GENERAL SERVICES DISTRICT		Department	707604 Recreation Programs			Section	7402 Free Friday Flicks		
Account									
71299 Prof Svc - Other	11,600	13,000		13,000	13,000				
71303 Rent/Lease - Equipment	1,600	1,600		1,600	1,600				
75101 Operating Supplies and Exp	1,060	510		510	510				
75801 Equipment Under \$5000	1,830								
Section 7402 Total	16,090	15,110		15,110	15,110				
Fund 1101 GENERAL SERVICES DISTRICT		Department	707604 Recreation Programs			Section	7405 Kite Fest		
Account									
71299 Prof Svc - Other	470	500		500	500				
71303 Rent/Lease - Equipment	250								
71399 Rent/Lease - Other		270		270	270				
75101 Operating Supplies and Exp	380	360		360	360				
Section 7405 Total	1,100	1,130		1,130	1,130				
Fund 1101 GENERAL SERVICES DISTRICT		Department	707604 Recreation Programs			Section	7406 Parks Special Events		
Account									
63312 Seasonal				10,000	10,000				
63621 FICA				600	600				
63622 Unemployment Insurance				20	20				
63624 Medicare Expense				100	100				
71299 Prof Svc - Other		45,300		20,300	20,300				
71303 Rent/Lease - Equipment	300								
71399 Rent/Lease - Other		300		300	300				
75101 Operating Supplies and Exp	2,080	2,090	480	2,090	2,090				
75601 Clothing/Equipment - Other	200	400		400	400				
Section 7406 Total	2,580	48,090	480	33,810	33,810				
Fund 1101 GENERAL SERVICES DISTRICT		Department	707604 Recreation Programs			Section	7407 Parks Information/Graphic Arts		
Account									
75101 Operating Supplies and Exp	3,060	3,600	320	3,600	3,600				



4/2/2014

Operating Budget By Fund and Division

Current Budget Year

Continuation

New or Expanded Service

	1 2013 Actual	2 2014 Original	3 2014 YTD Actual	4 2015 Request	5 2015 Mayor's	6 2015 Council	7 2015 Request	8 2015 Mayor's	9 2015 Council
76101 Repairs and Maintenance	860	1,000		1,000	1,000				
Section 7407 Total	3,920	4,600	320	4,600	4,600				
Fund 1101 GENERAL SERVICES DISTRICT		Department	707604 Recreation Programs			Section	7409 Parks Marketing		
Account									
75101 Operating Supplies and Exp	23,040	25,000	520	25,000	25,000				
75104 Newspaper advertising	1,500								
Section 7409 Total	24,540	25,000	520	25,000	25,000				
Fund 1101 GENERAL SERVICES DISTRICT		Department	707604 Recreation Programs			Section	7411 BG 10K		
Account									
75801 Equipment Under \$5000	3,740								
Section 7411 Total	3,740								
Department 707604 Total	1,774,860	2,056,440	1,062,660	2,022,720	2,022,720		54,790	54,790	



4/2/2014

Operating Budget By Fund and Division

Current Budget Year

Continuation

New or Expanded Service

		1	2	3	4	5	6	7	8	9
		2013	2014	2014 YTD	2015	2015	2015	2015	2015	2015
		Actual	Original	Actual	Request	Mayor's	Council	Request	Mayor's	Council
Fund 1101	GENERAL SERVICES DISTRICT		Department	707605	Special Programs		Section	7501	Special Programs Admin	
Account										
63111	Civil Service Salaries	439,150	530,000	305,850	571,800	571,800				
63152	Overtime-CERS	270		60						
63312	Seasonal	64,310	93,100	74,210	10,000	10,000				
63313	Part Time - Non-CERS	112,910	170,800	73,390						
63314	Part Time - CERS	68,660	47,900	51,580						
63411	Longevity	2,510	2,540	1,700	2,530	2,530				
63413	Sick Leave	15,650	18,800	19,000	21,900	21,900				
63416	Lump Sum Termination Pay	4,280								
63511	Pension Contributions	104,250	132,800	75,330	101,500	101,500				
63512	Pension CERS - Haz	-10								
63612	Health Insurance	5,200		3,440						
63615	Life/Health/Dental/Vision	52,690	83,000	36,940	89,200	89,200				
63621	FICA	38,440	53,500	28,540	37,600	37,600				
63622	Unemployment Insurance	1,220	1,530	1,420	1,450	1,450				
63624	Medicare Expense	8,670	12,500	6,370	8,800	8,800				
63999	Payroll Recovery-Other		-57,700		-57,800	-57,800				
74102	Conferences and Other Trai				1,100	1,100				
74201	Business Travel	850	2,180	710	2,180	2,180				
75101	Operating Supplies and Exp	960	1,280	810	1,280	1,280				
75102	Food And Household Items		480		480	480				
75601	Clothing/Equipment - Other	2,240	3,290	1,680	3,290	3,290				
75801	Equipment Under \$5000	750	750		750	750				
76101	Repairs and Maintenance	530	350		350	350				
	Section 7501 Total	923,530	1,097,100	681,030	796,410	796,410				
Fund 1101	GENERAL SERVICES DISTRICT		Department	707605	Special Programs		Section	7551	Natural Areas Administration	
Account										
63312	Seasonal				19,600	19,600		16,000	16,000	
63313	Part Time - Non-CERS				75,900	75,900		5,000	5,000	
63314	Part Time - CERS				47,900	47,900				
63511	Pension Contributions				21,900	21,900		900	900	
63621	FICA				8,900	8,900		1,300	1,300	
63622	Unemployment Insurance				340	340		50	50	
63624	Medicare Expense				2,100	2,100		300	300	
71299	Prof Svc - Other				300	300		800	800	
71303	Rent/Lease - Equipment				500	500		400	400	
75101	Operating Supplies and Exp	150	180	110	680	680		3,150	3,150	
75102	Food And Household Items							1,000	1,000	
75601	Clothing/Equipment - Other	20	200		200	200				
75801	Equipment Under \$5000				1,500	1,500		1,750	1,750	
76101	Repairs and Maintenance				200	200		800	800	
	Section 7551 Total	170	380	110	180,020	180,020		31,450	31,450	
Fund 1101	GENERAL SERVICES DISTRICT		Department	707605	Special Programs		Section	7552	Environmental Education	
Account										
71299	Prof Svc - Other	190	350		350	350				



4/2/2014

Operating Budget By Fund and Division

		Current Budget Year				Continuation	New or Expanded Service			
		1	2	3	4	5	6	7	8	9
		2013	2014	2014 YTD	2015	2015	2015	2015	2015	2015
		Actual	Original	Actual	Request	Mayor's	Council	Request	Mayor's	Council
75101	Operating Supplies and Expi	4,730	4,610	3,280	4,610	4,610				
75102	Food And Household Items	180	1,320	230	1,320	1,320				
75601	Clothing/Equipment - Other	650	630	40	630	630				
75602	Clothing/Equip - Public Safet		310		310	310				
75801	Equipment Under \$5000	1,050	1,160	850	1,160	1,160				
76101	Repairs and Maintenance	3,590	3,590	2,900	3,590	3,590				
	Section 7552 Total	10,390	11,970	7,300	11,970	11,970				
Fund 1101	GENERAL SERVICES DISTRICT		Department	707605	Special Programs		Section	7553	Equestrian Programs	
Account										
71299	Prof Svc - Other	9,420	10,550	2,700	10,550	10,550				
75101	Operating Supplies and Expi	5,750	5,350	4,500	5,350	5,350				
75102	Food And Household Items	1,110	1,560		1,560	1,560				
75801	Equipment Under \$5000	390	500		500	500				
76101	Repairs and Maintenance	1,820	1,830	890	1,830	1,830				
	Section 7553 Total	18,490	19,790	8,090	19,790	19,790				
Fund 1101	GENERAL SERVICES DISTRICT		Department	707605	Special Programs		Section	7572	Therapeutic Programs	
Account										
63312	Seasonal	30,270	8,400	1,460	91,700	91,700				
63313	Part Time - Non-CERS				98,700	98,700				
63511	Pension Contributions	5,280		150	17,400	17,400				
63621	FICA	1,650	500	80	11,800	11,800				
63622	Unemployment Insurance	50			460	460				
63624	Medicare Expense	370	100	20	2,800	2,800				
71299	Prof Svc - Other	3,200	5,200	2,630	5,200	5,200				
75101	Operating Supplies and Expi	5,020	6,220	4,300	5,520	5,520				
75102	Food And Household Items	1,440	1,180	1,190	1,880	1,880				
75601	Clothing/Equipment - Other	300	600		600	600				
75801	Equipment Under \$5000	300	300	290	300	300				
	Section 7572 Total	47,880	22,500	10,120	236,360	236,360				
Fund 1101	GENERAL SERVICES DISTRICT		Department	707605	Special Programs		Section	7573	Special Population Camps	
Account										
71299	Prof Svc - Other	10,520	13,880	8,620	13,880	13,880				
75101	Operating Supplies and Expi	1,560	2,600	1,270	2,600	2,600				
75102	Food And Household Items	1,390	670	720	670	670				
	Section 7573 Total	13,470	17,150	10,610	17,150	17,150				
Fund 1101	GENERAL SERVICES DISTRICT		Department	707605	Special Programs		Section	7574	Senior Prog-Special Population	
Account										
71299	Prof Svc - Other		200							
75101	Operating Supplies and Expi	3,350	3,350	1,850	3,550	3,550				
75102	Food And Household Items	770	780	50	780	780				
	Section 7574 Total	4,120	4,330	1,900	4,330	4,330				
	Department 707605 Total	1,018,050	1,173,220	719,160	1,266,030	1,266,030		31,450	31,450	



4/2/2014

Operating Budget By Fund and Division

		Current Budget Year				Continuation	New or Expanded Service		
		1	2	3	4	5	6	7	8
		2013	2014	2014 YTD	2015	2015	2015	2015	2015
		Actual	Original	Actual	Request	Mayor's	Council	Request	Mayor's
Fund	1101 GENERAL SERVICES DISTRICT		Department	707606	Enterprise Programs		Section	7601	Pool Administration
Account									
63111	Civil Service Salaries	137,380	149,200	87,160	161,400	161,400			
63112	WEG-Civil Services Salaries			-570					
63152	Overtime-CERS	10,280	10,500	5,410	10,500	10,500			
63312	Seasonal	9,090	32,300	11,880	32,300	32,300			
63313	Part Time - Non-CERS	17,430	53,700	18,640	23,700	23,700			
63314	Part Time - CERS	21,920		26,360	40,000	40,000			
63411	Longevity	360	350	250	350	350			
63413	Sick Leave	4,480	7,100	7,100	7,400	7,400			
63511	Pension Contributions	32,520	40,400	22,710	41,700	41,700			
63612	Health Insurance	1,560		1,150					
63615	Life/Health/Dental/Vision	16,440	29,000	10,460	30,500	30,500			
63621	FICA	10,910	15,700	8,370	17,100	17,100			
63622	Unemployment Insurance	350	440	420	660	660			
63624	Medicare Expense	2,460	3,700	1,870	4,000	4,000			
71299	Prof Svc - Other	810	4,600	1,500	4,600	4,600			
71303	Rent/Lease - Equipment		750		750	750			
72101	Electric	72,640							
72102	Gas	4,690							
72103	Water	86,350							
72104	Sewer User Fee	85,470		50					
72105	Landfill User Fee	7,800		4,390					
72107	Water Quality Management I	27,810							
75101	Operating Supplies and Exp	14,090	500	520	500	500			
75601	Clothing/Equipment - Other	5,550	1,000	830	1,000	1,000			
75801	Equipment Under \$5000	320	2,830	2,800	2,830	2,830			
76101	Repairs and Maintenance	23,700	54,910	17,960	54,910	54,910			
Section 7601 Total		594,410	406,980	229,260	434,200	434,200			
Fund	1101 GENERAL SERVICES DISTRICT		Department	707606	Enterprise Programs		Section	7602	Paddleboats
Account									
63312	Seasonal	24,390	17,400	13,390	17,400	17,400			
63314	Part Time - CERS	70							
63511	Pension Contributions	4,310		2,270					
63621	FICA	1,330	1,100	730	1,100	1,100			
63622	Unemployment Insurance	50		40	40	40			
63624	Medicare Expense	300	300	170	300	300			
75101	Operating Supplies and Exp		250	30	250	250			
75510	Cost Of Concessions		1,000	20	1,000	1,000			
75601	Clothing/Equipment - Other		200	200	200	200			
Section 7602 Total		30,450	20,250	16,650	20,290	20,290			
Fund	1101 GENERAL SERVICES DISTRICT		Department	707606	Enterprise Programs		Section	7603	Pools
Account									
63152	Overtime-CERS	110		420					
63312	Seasonal	313,860	7,600	34,860	7,600	7,600			
63313	Part Time - Non-CERS	49,050	3,700	5,720	3,700	3,700			



4/2/2014

Operating Budget By Fund and Division

		Current Budget Year			Continuation	New or Expanded Service				
		1	2	3	4	5	6	7	8	9
		2013	2014	2014 YTD	2015	2015	2015	2015	2015	2015
		Actual	Original	Actual	Request	Mayor's	Council	Request	Mayor's	Council
63314	Part Time - CERS	12,040		4,740						
63511	Pension Contributions	57,980	700	6,750	700	700				
63621	FICA	20,400	700	2,490	700	700				
63622	Unemployment Insurance	640		130	30	30				
63624	Medicare Expense	4,590	200	570	200	200				
71299	Prof Svc - Other	2,420								
75101	Operating Supplies and Exp	41,600	500	410	500	500				
75510	Cost Of Concessions	76,320	15,000	2,460	15,000	15,000				
75601	Clothing/Equipment - Other		200		200	200				
75801	Equipment Under \$5000	1,670								
76101	Repairs and Maintenance	40,190								
Section 7603 Total		620,870	28,600	58,550	28,630	28,630				
Fund 1101	GENERAL SERVICES DISTRICT		Department	707606	Enterprise Programs		Section	7605	Picadome Pool	
Account										
63312	Seasonal	5,170	23,900	7,720	17,000	17,000				
63511	Pension Contributions	880		1,290						
63621	FICA	280	1,500	420	1,100	1,100				
63622	Unemployment Insurance	10		20	40	40				
63624	Medicare Expense	60	300	100	200	200				
72101	Electric		33,040							
72103	Water		9,360	4,810	5,650	5,650				
72104	Sewer User Fee		8,500	11,740	11,250	11,250				
72105	Landfill User Fee		220	40	220	220				
72107	Water Quality Management I		1,260	180	240	240				
75101	Operating Supplies and Exp		2,500	590	2,500	2,500				
75601	Clothing/Equipment - Other		300		300	300				
76101	Repairs and Maintenance		1,000	20	1,000	1,000				
Section 7605 Total		6,400	81,880	26,930	39,500	39,500				
Fund 1101	GENERAL SERVICES DISTRICT		Department	707606	Enterprise Programs		Section	7606	Tates Creek Pool	
Account										
63312	Seasonal	39,130	82,500	49,420	82,500	82,500				
63511	Pension Contributions	6,690		8,320						
63621	FICA	2,120	5,100	2,690	5,100	5,100				
63622	Unemployment Insurance	80		140	200	200				
63624	Medicare Expense	480	1,200	610	1,200	1,200				
71299	Prof Svc - Other		80							
72101	Electric		23,420	19,850	33,800	33,800				
72103	Water		21,560	8,080	16,370	16,370				
72104	Sewer User Fee		17,100	7,130	14,190	14,190				
72105	Landfill User Fee		1,900		1,900	1,900				
72107	Water Quality Management I		1,490	1,010	1,490	1,490				
75101	Operating Supplies and Exp		11,000	6,400	11,000	11,000				
75601	Clothing/Equipment - Other		1,000		1,000	1,000				
76101	Repairs and Maintenance		1,750	1,690	1,750	1,750				
Section 7606 Total		48,500	168,100	105,340	170,500	170,500				



4/2/2014

Operating Budget By Fund and Division

Current Budget Year

Continuation

New or Expanded Service

		1	2	3	4	5	6	7	8	9
		2013	2014	2014 YTD	2015	2015	2015	2015	2015	2015
		Actual	Original	Actual	Request	Mayor's	Council	Request	Mayor's	Council
Fund 1101	GENERAL SERVICES DISTRICT		Department	707606	Enterprise Programs		Section	7607	Shillito Pool	
Account										
63312	Seasonal	21,510	58,200	26,480	58,200	58,200				
63314	Part Time - CERS	170								
63511	Pension Contributions	3,700		4,450						
63621	FICA	1,180	3,600	1,440	3,600	3,600				
63622	Unemployment Insurance	40		70	140	140				
63624	Medicare Expense	270	800	330	800	800				
72101	Electric		12,690	7,420	12,690	12,690				
72103	Water		39,660	780	1,350	1,350				
72104	Sewer User Fee		26,120	50	80	80				
72105	Landfill User Fee		4,150		4,150	4,150				
72107	Water Quality Management I		11,040	7,080	10,630	10,630				
75101	Operating Supplies and Exp		7,650	4,180	7,650	7,650				
75510	Cost Of Concessions		3,000	380	3,000	3,000				
75601	Clothing/Equipment - Other		600		600	600				
76101	Repairs and Maintenance		1,000		1,000	1,000				
	Section 7607 Total	26,870	168,510	52,660	103,890	103,890				
Fund 1101	GENERAL SERVICES DISTRICT		Department	707606	Enterprise Programs		Section	7608	Douglas Pool	
Account										
63312	Seasonal	4,830	24,500	5,390	15,000	15,000				
63314	Part Time - CERS			540	5,500	5,500				
63511	Pension Contributions	830		1,000	1,000	1,000				
63621	FICA	260	1,500	320	1,300	1,300				
63622	Unemployment Insurance	10		20	50	50				
63624	Medicare Expense	60	400	70	300	300				
71299	Prof Svc - Other		80							
72101	Electric		7,350	3,650	6,100	6,100				
72103	Water		5,750	1,010	2,060	2,060				
72104	Sewer User Fee		4,200	1,030	2,050	2,050				
72105	Landfill User Fee		1,150		1,150	1,150				
72107	Water Quality Management I		9,180	5,540	9,180	9,180				
75101	Operating Supplies and Exp		2,500	1,620	2,500	2,500				
75601	Clothing/Equipment - Other		300		300	300				
76101	Repairs and Maintenance		1,000	520	1,000	1,000				
	Section 7608 Total	5,990	57,910	20,710	47,490	47,490				
Fund 1101	GENERAL SERVICES DISTRICT		Department	707606	Enterprise Programs		Section	7609	Woodland Pool	
Account										
63152	Overtime-CERS	20								
63312	Seasonal	52,260	110,700	64,430	110,700	110,700				
63511	Pension Contributions	8,940		10,830						
63621	FICA	2,840	6,900	3,510	6,900	6,900				
63622	Unemployment Insurance	110		180	270	270				
63624	Medicare Expense	640	1,600	800	1,600	1,600				
71299	Prof Svc - Other		100							
72101	Electric		29,250	20,100	34,250	34,250				



4/2/2014

Operating Budget By Fund and Division

		Current Budget Year			Continuation	New or Expanded Service				
		1	2	3	4	5	6	7	8	9
		2013	2014	2014 YTD	2015	2015	2015	2015	2015	2015
		Actual	Original	Actual	Request	Mayor's	Council	Request	Mayor's	Council
72103	Water		34,060	14,880	31,600	31,600				
72104	Sewer User Fee		1,650	540	1,070	1,070				
72105	Landfill User Fee		220	70	220	220				
72107	Water Quality Management I		3,050	2,430	3,500	3,500				
75101	Operating Supplies and Exp		13,770	7,290	13,770	13,770				
75510	Cost Of Concessions		35,000	13,080	35,000	35,000				
75601	Clothing/Equipment - Other		1,000		1,000	1,000				
76101	Repairs and Maintenance		1,750	1,440	1,750	1,750				
Section 7609 Total		64,810	239,050	139,580	241,630	241,630				
Fund 1101	GENERAL SERVICES DISTRICT		Department	707606	Enterprise Programs		Section 7610	Southland Pool		
Account										
63312	Seasonal	62,360	127,700	66,830	127,700	127,700				
63511	Pension Contributions	10,650		11,210						
63621	FICA	3,390	7,900	3,640	7,900	7,900				
63622	Unemployment Insurance	130		190	310	310				
63624	Medicare Expense	770	1,900	830	1,900	1,900				
71299	Prof Svc - Other		250							
72101	Electric		5,720	13,560	22,960	22,960				
72102	Gas		4,250	2,470	3,780	3,780				
72103	Water		14,660	4,050	8,650	8,650				
72104	Sewer User Fee		12,410	2,310	4,450	4,450				
72105	Landfill User Fee		100		100	100				
72107	Water Quality Management I		390	330	470	470				
75101	Operating Supplies and Exp		14,500	4,870	14,500	14,500				
75510	Cost Of Concessions		45,000	14,050	45,000	45,000				
75601	Clothing/Equipment - Other		1,000		1,000	1,000				
76101	Repairs and Maintenance		1,750	1,650	1,750	1,750				
Section 7610 Total		77,300	237,530	125,990	240,470	240,470				
Fund 1101	GENERAL SERVICES DISTRICT		Department	707606	Enterprise Programs		Section 7611	Castlewood Pool		
Account										
63152	Overtime-CERS	180								
63312	Seasonal	28,750	68,700	32,930	63,700	63,700				
63314	Part Time - CERS	3,790		8,840	8,000	8,000				
63511	Pension Contributions	5,610		7,070	1,400	1,400				
63621	FICA	1,780	4,300	2,280	4,400	4,400				
63622	Unemployment Insurance	70		120	170	170				
63624	Medicare Expense	400	1,000	520	1,000	1,000				
71299	Prof Svc - Other		200							
72101	Electric		18,110	10,840	18,520	18,520				
72103	Water		15,760	12,570	22,600	22,600				
72104	Sewer User Fee		11,800	9,180	16,900	16,900				
72105	Landfill User Fee		100		100	100				
72107	Water Quality Management I		2,820	2,250	3,240	3,240				
75101	Operating Supplies and Exp		7,500	4,300	7,500	7,500				
75510	Cost Of Concessions		2,000	80	2,000	2,000				
75601	Clothing/Equipment - Other		500		500	500				
76101	Repairs and Maintenance		1,750		1,750	1,750				



4/2/2014

Operating Budget By Fund and Division

Current Budget Year

Continuation

New or Expanded Service

	1	2	3	4	5	6	7	8	9
	2013	2014	2014 YTD	2015	2015	2015	2015	2015	2015
	Actual	Original	Actual	Request	Mayor's	Council	Request	Mayor's	Council
Section 7611 Total	40,580	134,540	90,980	151,780	151,780				
Fund 1101 GENERAL SERVICES DISTRICT		Department	707606 Enterprise Programs			Section 7631	Special Services Admin.		
Account									
63111 Civil Service Salaries	42,320	42,300	28,220	42,700	42,700				
63152 Overtime-CERS		2,900		2,900	2,900				
63312 Seasonal	900	4,100	2,090	4,100	4,100				
63313 Part Time - Non-CERS				25,300	25,300				
63314 Part Time - CERS		2,300		2,300	2,300				
63411 Longevity	420	430	290	430	430				
63413 Sick Leave	2,460	2,500	2,510	2,500	2,500				
63511 Pension Contributions	7,950	8,600	5,330	13,000	13,000				
63612 Health Insurance	520		380						
63615 Life/Health/Dental/Vision	5,080	7,700	3,410	7,600	7,600				
63621 FICA	2,450	3,400	1,730	5,000	5,000				
63622 Unemployment Insurance	80	130	90	190	190				
63624 Medicare Expense	550	800	390	1,200	1,200				
75101 Operating Supplies and Exp				590	590				
75102 Food And Household Items				640	640				
75510 Cost Of Concessions	44,110	47,000	24,250	47,190	47,190				
75601 Clothing/Equipment - Other				500	500				
75801 Equipment Under \$5000				3,500	3,500				
76101 Repairs and Maintenance				400	400				
Section 7631 Total	106,840	122,160	68,690	160,040	160,040				
Fund 1101 GENERAL SERVICES DISTRICT		Department	707606 Enterprise Programs			Section 7641	Enterprise Administration		
Account									
63111 Civil Service Salaries	198,930	205,500	137,120	207,500	207,500		23,500		
63313 Part Time - Non-CERS				5,000	5,000				
63314 Part Time - CERS				25,000	25,000				
63411 Longevity	430	330	210	330	330				
63413 Sick Leave	10,350	12,100	11,530	12,300	12,300				
63511 Pension Contributions	36,330	38,900	23,970	42,000	42,000		4,200		
63612 Health Insurance	1,560		1,150						
63615 Life/Health/Dental/Vision	23,910	30,800	16,560	30,500	30,500		5,900		
63621 FICA	11,200	13,500	7,800	15,500	15,500		1,500		
63622 Unemployment Insurance	350	610	380	600	600		60		
63624 Medicare Expense	2,520	3,200	1,730	3,600	3,600		300		
75101 Operating Supplies and Exp	490	500	430	500	500				
75801 Equipment Under \$5000		250		250	250				
77801 Dues		20		20	20				
Section 7641 Total	286,070	305,710	200,880	343,100	343,100		35,460		
Fund 1101 GENERAL SERVICES DISTRICT		Department	707606 Enterprise Programs			Section 7642	Golf Courses		
Account									
63111 Civil Service Salaries	152,280	152,200	64,620	100,900	100,900				
63314 Part Time - CERS	32,200		2,090						
63411 Longevity	420	430	290	430	430				
63413 Sick Leave	6,650	6,800	6,790	3,800	3,800				



4/2/2014

Operating Budget By Fund and Division

		Current Budget Year			Continuation		New or Expanded Service			
		1	2	3	4	5	6	7	8	9
		2013	2014	2014 YTD	2015	2015	2015	2015	2015	2015
		Actual	Original	Actual	Request	Mayor's	Council	Request	Mayor's	Council
63511	Pension Contributions	33,740	28,800	11,570	17,900	17,900				
63612	Health Insurance	1,560		1,150						
63615	Life/Health/Dental/Vision	18,290	23,100	7,850	15,300	15,300				
63621	FICA	10,340	9,900	3,900	6,500	6,500				
63622	Unemployment Insurance	320	440	190	250	250				
63624	Medicare Expense	2,330	2,300	870	1,500	1,500				
71303	Rent/Lease - Equipment	490	2,300		2,300	2,300				
72107	Water Quality Management I	260		40						
75101	Operating Supplies and Expi	7,310	7,580	5,810	18,990	12,000				
75601	Clothing/Equipment - Other	5,240	8,270	3,320	8,270	8,270				
75801	Equipment Under \$5000	3,260	3,250	3,420	3,250	3,250				
76201	Vehicle and Equipment Fuel	50								
76331	Vehicle Repairs and Mainte	5,230								
77801	Dues	330	850	650	850	850				
Section 7642 Total		280,300	246,220	112,560	180,240	173,250				
Fund 1101	GENERAL SERVICES DISTRICT		Department	707606	Enterprise Programs		Section 7644	Picadome Golf Course		
Account										
63111	Civil Service Salaries	153,130	189,800	80,930	184,300	184,300				
63152	Overtime-CERS			410						
63312	Seasonal	50,860	100,800	21,470	100,800	100,800				
63313	Part Time - Non-CERS	31,430	24,900	19,630	24,900	24,900				
63314	Part Time - CERS	48,590	21,200	40,690	21,200	21,200				
63411	Longevity	620	590	290	650	650				
63413	Sick Leave	8,120	5,600	4,790	3,300	3,300				
63511	Pension Contributions	46,160	40,700	25,060	40,900	40,900				
63612	Health Insurance	1,560		760						
63615	Life/Health/Dental/Vision	18,330	31,100	9,760	31,900	31,900				
63621	FICA	15,740	21,300	9,120	20,800	20,800				
63622	Unemployment Insurance	500	550	460	800	800				
63624	Medicare Expense	3,560	4,900	2,040	4,900	4,900				
71302	Rent/Lease - Buildings	30,000	30,000	20,000	30,000	30,000				
72101	Electric	9,210	19,950	6,170	9,300	9,300				
72102	Gas	830	640	570	850	850				
72103	Water	76,450	121,500	43,570	83,740	83,740				
72104	Sewer User Fee	800	5,040							
72105	Landfill User Fee		100		100	100				
72107	Water Quality Management I	4,500	6,330	2,940	4,700	4,700				
75101	Operating Supplies and Expi	4,900	5,000	2,450	5,000	5,000				
75510	Cost Of Concessions	49,160	29,930	25,440	29,930	29,930				
75520	Cost Of Goods Sold	75,970	70,000	22,730	70,000	70,000				
75522	Cost of Goods Sold-Chemica				25,000	25,000				
75801	Equipment Under \$5000	2,560	2,700	2,500	2,700	2,700				
76101	Repairs and Maintenance	61,650	58,100	25,960	85,790	58,100				
76201	Vehicle and Equipment Fuel	22,470	28,480	12,770	23,500	23,500				
76331	Vehicle Repairs and Mainte	31,440	38,850	14,260	38,000	38,000				
77801	Dues	540	600	530	600	600				
Section 7644 Total		749,080	858,660	395,300	843,660	815,970				



4/2/2014

Operating Budget By Fund and Division

		Current Budget Year				Continuation	New or Expanded Service		
		1	2	3	4	5	6	7	8
		2013	2014	2014 YTD	2015	2015	2015	2015	2015
		Actual	Original	Actual	Request	Mayor's	Council	Request	Mayor's
Fund	1101 GENERAL SERVICES DISTRICT		Department	707606	Enterprise Programs		Section	7645	Kearney Links Golf
Account									
63111	Civil Service Salaries	128,640	160,300	104,470	221,500	221,500			
63312	Seasonal	125,720	135,700	64,320	135,700	135,700			
63313	Part Time - Non-CERS	66,270	30,800	35,280	30,800	30,800			
63314	Part Time - CERS	45,010	61,900	49,710	61,900	61,900			
63411	Longevity		430		430	430			
63413	Sick Leave	8,000	7,600	8,160	9,300	9,300			
63416	Lump Sum Termination Pay	4,710		2,760					
63417	Sick Pay Service Credit			12,690					
63511	Pension Contributions	54,170	36,200	40,250	55,600	55,600			
63612	Health Insurance			380					
63615	Life/Health/Dental/Vision	15,430	29,000	12,660	35,700	35,700			
63621	FICA	20,370	24,600	15,070	28,500	28,500			
63622	Unemployment Insurance	650	470	750	1,100	1,100			
63624	Medicare Expense	4,600	5,800	3,370	6,700	6,700			
63951	Payroll Recovery-General		-25,900		-25,900	-25,900			
72101	Electric	46,530	59,440	31,220	45,400	45,400			
72102	Gas	950							
72103	Water	83,320	139,530	7,810	13,860	13,860			
72105	Landfill User Fee	2,700	2,430	1,160	2,700	2,700			
72106	Heating Fuels	2,900	7,000	3,360	7,000	7,000			
72107	Water Quality Management I	7,840	9,290	5,450	8,260	8,260			
75101	Operating Supplies and Exp	7,980	8,000	6,110	8,000	8,000			
75510	Cost Of Concessions	35,330	30,910	24,500	30,910	30,910			
75520	Cost Of Goods Sold	79,080	92,060	35,640	92,060	92,060			
75522	Cost of Goods Sold-Chemica				15,940	15,940			
75801	Equipment Under \$5000	2,090	2,380	1,730	2,380	2,380			
76101	Repairs and Maintenance	139,550	110,340	76,530	126,820	110,340			
76201	Vehicle and Equipment Fuel	22,820	19,870	10,790	19,870	19,870			
76331	Vehicle Repairs and Mainte	81,980	26,130	5,900	26,000	26,000			
77801	Dues	530	900	890	900	900			
78701	Bank Charges	13,650		9,220					
Section 7645 Total		1,000,820	975,180	570,180	961,430	944,950			
Fund	1101 GENERAL SERVICES DISTRICT		Department	707606	Enterprise Programs		Section	7646	Lakeside Golf Course
Account									
63111	Civil Service Salaries	213,310	244,300	120,380	190,100	190,100			
63312	Seasonal	37,500	56,400	27,290	56,400	56,400			
63313	Part Time - Non-CERS	83,130	42,200	34,130	42,200	42,200			
63314	Part Time - CERS	17,760	13,700	39,600	13,700	13,700			
63411	Longevity	760	1,330	310	740	740			
63413	Sick Leave	13,130	13,900	10,670	11,100	11,100			
63416	Lump Sum Termination Pay			1,700					
63511	Pension Contributions	48,940	54,300	32,670	43,600	43,600			
63612	Health Insurance	2,600		1,530					
63615	Life/Health/Dental/Vision	25,610	42,500	14,530	30,500	30,500			
63621	FICA	19,540	23,100	12,530	19,500	19,500			
63622	Unemployment Insurance	620	720	620	750	750			



4/2/2014

Operating Budget By Fund and Division

		Current Budget Year			Continuation		New or Expanded Service			
		1	2	3	4	5	6	7	8	9
		2013	2014	2014 YTD	2015	2015	2015	2015	2015	2015
		Actual	Original	Actual	Request	Mayor's	Council	Request	Mayor's	Council
63624	Medicare Expense	4,410	5,400	2,800	4,600	4,600				
63951	Payroll Recovery-General		-51,100		-27,600	-27,600				
72101	Electric	28,070	44,360	18,890	28,100	28,100				
72102	Gas	1,810	1,580	1,200	1,820	1,820				
72103	Water	94,870	144,250	48,600	103,120	103,120				
72104	Sewer User Fee	180	210	130	210	210				
72107	Water Quality Management I	16,540	27,100	11,150	17,570	17,570				
75101	Operating Supplies and Expi	6,870	8,000	3,050	8,000	8,000				
75102	Food And Household Items	680								
75510	Cost Of Concessions	26,270	34,000	23,700	34,000	34,000				
75520	Cost Of Goods Sold	67,960	80,000	52,710	80,000	80,000				
75522	Cost of Goods Sold-Chemica				11,000	11,000				
75801	Equipment Under \$5000	1,260	1,380	980	1,380	1,380				
76101	Repairs and Maintenance	72,050	47,110	49,220	58,830	47,110				
76201	Vehicle and Equipment Fuel	14,620	18,290	7,990	14,500	14,500				
76331	Vehicle Repairs and Mainte	46,550	44,740	14,150	44,000	44,000				
77801	Dues	530	910	700	910	910				
78701	Bank Charges	10,580		6,120						
Section 7646 Total		856,150	898,680	537,350	789,030	777,310				
Fund 1101	GENERAL SERVICES DISTRICT		Department	707606	Enterprise Programs		Section 7647	Meadowbrook Golf Course		
Account										
63111	Civil Service Salaries	35,680	30,800	20,530	31,100	31,100				
63312	Seasonal	13,820	11,500	2,060	11,500	11,500				
63313	Part Time - Non-CERS	14,560	14,100	9,470	14,100	14,100				
63314	Part Time - CERS	15,320	14,200	14,610	14,200	14,200				
63411	Longevity	280	720		720	720				
63413	Sick Leave		1,800		1,800	1,800				
63511	Pension Contributions	11,860	8,600	6,480	10,600	10,600				
63615	Life/Health/Dental/Vision	4,270	3,900	2,480	3,800	3,800				
63621	FICA	4,370	4,600	2,590	4,600	4,600				
63622	Unemployment Insurance	140	90	130	180	180				
63624	Medicare Expense	1,000	1,100	580	1,100	1,100				
72101	Electric	7,980	17,460	5,000	8,470	8,470				
72103	Water	11,970	16,410	6,720	13,070	13,070				
72104	Sewer User Fee	13,340	19,730	10,360	19,050	19,050				
72105	Landfill User Fee	670	610	290	680	680				
72107	Water Quality Management I		3,600	80	520	520				
75101	Operating Supplies and Expi	3,450	3,670	730	3,670	3,670				
75510	Cost Of Concessions	5,890	5,000	2,870	5,000	5,000				
75520	Cost Of Goods Sold	9,340	3,000	190	3,000	3,000				
75522	Cost of Goods Sold-Chemica				5,000	5,000				
75801	Equipment Under \$5000	970	970		970	970				
76101	Repairs and Maintenance	21,160	25,720	9,290	31,060	25,720				
76201	Vehicle and Equipment Fuel	2,320	2,730	1,290	2,400	2,400				
76331	Vehicle Repairs and Mainte	18,040	4,490	920	4,000	4,000				
Section 7647 Total		196,430	194,800	96,670	190,590	185,250				



4/2/2014

Operating Budget By Fund and Division

		Current Budget Year				Continuation	New or Expanded Service			
		1	2	3	4	5	6	7	8	9
		2013	2014	2014 YTD	2015	2015	2015	2015	2015	2015
		Actual	Original	Actual	Request	Mayor's	Council	Request	Mayor's	Council
Fund	1101 GENERAL SERVICES DISTRICT		Department	707606	Enterprise Programs		Section	7648	Tates Creek Golf Course	
Account										
63111	Civil Service Salaries	125,870	125,100	108,250	161,900	161,900				
63312	Seasonal	101,000	23,000	43,540	23,000	23,000				
63313	Part Time - Non-CERS	23,750	47,800	29,600	47,800	47,800				
63314	Part Time - CERS	40,590	51,400	20,750	51,400	51,400				
63411	Longevity	330	510	230	510	510				
63413	Sick Leave	6,340	4,000	6,470	9,600	9,600				
63511	Pension Contributions	48,620	32,800	30,110	46,200	46,200				
63612	Health Insurance	520		380						
63615	Life/Health/Dental/Vision	15,110	19,300	13,050	26,700	26,700				
63621	FICA	16,100	15,600	11,310	18,300	18,300				
63622	Unemployment Insurance	510	360	560	710	710				
63624	Medicare Expense	3,630	3,600	2,530	4,300	4,300				
72101	Electric	23,010	42,440	13,710	23,020	23,020				
72102	Gas	2,400	1,940	1,320	2,640	2,640				
72103	Water	94,280	148,470	44,660	102,320	102,320				
72104	Sewer User Fee	540	3,390		540	540				
72107	Water Quality Management I	4,970	6,220	3,230	5,100	5,100				
75101	Operating Supplies and Expe	4,910	5,000	2,170	5,000	5,000				
75510	Cost Of Concessions	33,310	30,270	24,480	30,270	30,270				
75520	Cost Of Goods Sold	39,180	80,000	22,920	80,000	80,000				
75522	Cost of Goods Sold-Chemica				24,000	24,000				
75801	Equipment Under \$5000	1,270	1,300	1,290	1,300	1,300				
76101	Repairs and Maintenance	45,380	45,280	43,960	69,600	45,280				
76201	Vehicle and Equipment Fuel	11,950	11,320	6,270	11,320	11,320				
76331	Vehicle Repairs and Mainte	17,360	25,800	15,650	28,000	28,000				
77801	Dues	530	610		610	610				
78701	Bank Charges	8,470		5,090						
Section 7648 Total		669,930	725,510	451,530	774,140	749,820				
Department 707606 Total		5,661,800	5,870,270	3,299,810	5,720,610	5,628,070		35,460		



4/2/2014

Operating Budget By Fund and Division

Current Budget Year

Continuation

New or Expanded Service

	1 2013 Actual	2 2014 Original	3 2014 YTD Actual	4 2015 Request	5 2015 Mayor's	6 2015 Council	7 2015 Request	8 2015 Mayor's	9 2015 Council
Fund 1101 GENERAL SERVICES DISTRICT			Department	900101	Commerce Lexington				
Adopted Budget Control Levels									
Personnel									
Operating	457,000	457,000	342,750	507,000	457,000				
Transfers									
Capital									
Total	457,000	457,000	342,750	507,000	457,000				

Budget Detail (Information Only)

Fund 1101 GENERAL SERVICES DISTRICT	Department	900101	Commerce Lexington	Section	0001	Unallocated Subsection
Account						
71101 Outside Agency Services	457,000	457,000	342,750	507,000	457,000	
Section 0001 Total	457,000	457,000	342,750	507,000	457,000	
Department 900101 Total	457,000	457,000	342,750	507,000	457,000	



4/2/2014

Operating Budget By Fund and Division

Current Budget Year

Continuation

New or Expanded Service

	1 2013 Actual	2 2014 Original	3 2014 YTD Actual	4 2015 Request	5 2015 Mayor's	6 2015 Council	7 2015 Request	8 2015 Mayor's	9 2015 Council
Fund 1101 GENERAL SERVICES DISTRICT			Department	900102	Downtown Arts Center				
Adopted Budget Control Levels									
Personnel									
Operating	91,310	109,250	81,940	340,000	109,000				
Transfers									
Capital									
Total	91,310	109,250	81,940	340,000	109,000				

Budget Detail (Information Only)

Fund 1101 GENERAL SERVICES DISTRICT	Department	900102	Downtown Arts Center	Section	0001	Unallocated Subsection
Account						
71101 Outside Agency Services	91,310	109,250	81,940	340,000	109,000	
Section 0001 Total	91,310	109,250	81,940	340,000	109,000	
Department 900102 Total	91,310	109,250	81,940	340,000	109,000	



4/2/2014

Operating Budget By Fund and Division

Current Budget Year

Continuation

New or Expanded Service

	1 2013 Actual	2 2014 Original	3 2014 YTD Actual	4 2015 Request	5 2015 Mayor's	6 2015 Council	7 2015 Request	8 2015 Mayor's	9 2015 Council
Fund 1101 GENERAL SERVICES DISTRICT									
Adopted Budget Control Levels									
Personnel									
Operating	42,710	42,710	32,030	88,110	42,710				
Transfers									
Capital									
Total	42,710	42,710	32,030	88,110	42,710				

Budget Detail (Information Only)

Fund	1101	GENERAL SERVICES DISTRICT	Department	900103	Downtown Lexington Corporation	Section	0001	Unallocated Subsection
Account								
71101		Outside Agency Services						
		Section 0001 Total						
		Department 900103 Total						



4/2/2014

Operating Budget By Fund and Division

Current Budget Year

Continuation

New or Expanded Service

	1 2013 Actual	2 2014 Original	3 2014 YTD Actual	4 2015 Request	5 2015 Mayor's	6 2015 Council	7 2015 Request	8 2015 Mayor's	9 2015 Council
Fund 1101 GENERAL SERVICES DISTRICT			Department	900104	World Trade Center Kentucky				
Adopted Budget Control Levels									
Personnel									
Operating	110,000	100,000	75,000	120,000	100,000				
Transfers									
Capital									
Total	110,000	100,000	75,000	120,000	100,000				

Budget Detail (Information Only)

Fund 1101 GENERAL SERVICES DISTRICT	Department	900104	World Trade Center Kentucky	Section	0001	Unallocated Subsection
Account						
71101 Outside Agency Services	110,000	100,000	75,000	120,000	100,000	
Section 0001 Total	110,000	100,000	75,000	120,000	100,000	
Department 900104 Total	110,000	100,000	75,000	120,000	100,000	



4/2/2014

Operating Budget By Fund and Division

Current Budget Year

Continuation

New or Expanded Service

	1 2013 Actual	2 2014 Original	3 2014 YTD Actual	4 2015 Request	5 2015 Mayor's	6 2015 Council	7 2015 Request	8 2015 Mayor's	9 2015 Council
Fund 1101 GENERAL SERVICES DISTRICT			Department	900105 SCORE					
Adopted Budget Control Levels									
Personnel									
Operating	5,540	5,540	2,770	7,000	7,000				
Transfers									
Capital									
Total	5,540	5,540	2,770	7,000	7,000				

Budget Detail (Information Only)

Fund 1101 GENERAL SERVICES DISTRICT	Department	900105 SCORE	Section	0001	Unallocated Subsection
Account					
71101 Outside Agency Services	5,540	5,540	2,770	7,000	7,000
Section 0001 Total	5,540	5,540	2,770	7,000	7,000
Department 900105 Total	5,540	5,540	2,770	7,000	7,000



4/2/2014

Operating Budget By Fund and Division

Current Budget Year

Continuation

New or Expanded Service

		1	2	3	4	5	6	7	8	9
		2013	2014	2014 YTD	2015	2015	2015	2015	2015	2015
		Actual	Original	Actual	Request	Mayor's	Council	Request	Mayor's	Council
Fund 1101	GENERAL SERVICES DISTRICT			Department	900106	Kentucky Theater Operations				
Adopted Budget Control Levels										
Personnel										
Operating										
Transfers										
Capital					100,000	100,000				
Total					100,000	100,000				

Budget Detail (Information Only)

Fund 1101	GENERAL SERVICES DISTRICT	Department	900106	Kentucky Theater Operations	Section	0001	Unallocated Subsection
Account							
91017	Remodeling			100,000			100,000
	Section 0001 Total			100,000			100,000
	Department 900106 Total			100,000			100,000



4/2/2014

Operating Budget By Fund and Division

Current Budget Year

Continuation

New or Expanded Service

	1 2013 Actual	2 2014 Original	3 2014 YTD Actual	4 2015 Request	5 2015 Mayor's	6 2015 Council	7 2015 Request	8 2015 Mayor's	9 2015 Council
Fund 1101 GENERAL SERVICES DISTRICT			Department 900107	Lyric					
Adopted Budget Control Levels									
Personnel									
Operating	150,000	160,000	80,000	175,000	160,000				
Transfers									
Capital									
Total	150,000	160,000	80,000	175,000	160,000				

Budget Detail (Information Only)

Fund 1101 GENERAL SERVICES DISTRICT	Department	900107	Lyric	Section	0001	Unallocated Subsection
Account						
71101 Outside Agency Services						
Section 0001 Total						
Department 900107 Total						



4/2/2014

Operating Budget By Fund and Division

Current Budget Year

Continuation

New or Expanded Service

	1 2013 Actual	2 2014 Original	3 2014 YTD Actual	4 2015 Request	5 2015 Mayor's	6 2015 Council	7 2015 Request	8 2015 Mayor's	9 2015 Council
Fund 1101 GENERAL SERVICES DISTRICT			Department	900206	Urban League				
Adopted Budget Control Levels									
Personnel									
Operating	63,380	51,000	38,250	111,000	88,800				
Transfers									
Capital									
Total	63,380	51,000	38,250	111,000	88,800				

Budget Detail (Information Only)

Fund 1101 GENERAL SERVICES DISTRICT	Department	900206	Urban League	Section	0001	Unallocated Subsection
Account						
71101 Outside Agency Services	63,380	51,000	38,250	111,000	88,800	
Section 0001 Total	63,380	51,000	38,250	111,000	88,800	
Department 900206 Total	63,380	51,000	38,250	111,000	88,800	



4/2/2014

Operating Budget By Fund and Division

Current Budget Year

Continuation

New or Expanded Service

		1	2	3	4	5	6	7	8	9
		2013	2014	2014 YTD	2015	2015	2015	2015	2015	2015
		Actual	Original	Actual	Request	Mayor's	Council	Request	Mayor's	Council
Fund 1101	GENERAL SERVICES DISTRICT			Department	900209	Chrysalis House				
Adopted Budget Control Levels										
Personnel										
Operating		103,700	88,150	66,110	125,000	100,000				
Transfers										
Capital										
Total		103,700	88,150	66,110	125,000	100,000				


Budget Detail (Information Only)

Fund 1101	GENERAL SERVICES DISTRICT	Department	900209	Chrysalis House		Section	0001	Unallocated Subsection
Account								
71101	Outside Agency Services	103,700	88,150	66,110	125,000	100,000		
	Section 0001 Total	103,700	88,150	66,110	125,000	100,000		
	Department 900209 Total	103,700	88,150	66,110	125,000	100,000		



4/2/2014

Operating Budget By Fund and Division



				Current Budget Year		Continuation		New or Expanded Service				
				1	2	3	4	5	6	7	8	9
				2013	2014	2014 YTD	2015	2015	2015	2015	2015	2015
				Actual	Original	Actual	Request	Mayor's	Council	Request	Mayor's	Council
Fund 1101	GENERAL SERVICES DISTRICT					Department	900210	Volunteers of America				
Adopted Budget Control Levels												
Personnel												
Operating												
Transfers												
Capital												
Total												
							82,100	30,490				
Budget Detail (Information Only)												
Fund 1101	GENERAL SERVICES DISTRICT				Department	900210	Volunteers of America			Section	0001	Unallocated Subsection
Account												
71101	Outside Agency Services						82,100	30,490				
	Section 0001 Total						82,100	30,490				
	Department 900210 Total						82,100	30,490				



4/2/2014


Operating Budget By Fund and Division

		Current Budget Year		Continuation		New or Expanded Service			
		2	3	4	5	6	7	8	9
		2014	2014 YTD	2015	2015	2015	2015	2015	2015
		Original	Actual	Request	Mayor's	Council	Request	Mayor's	Council
Fund 1101	GENERAL SERVICES DISTRICT								
Adopted Budget Control Levels									
Personnel									
Operating		112,200	84,150	217,500					
Transfers									
Capital									
Total		112,200	84,150	217,500					
Budget Detail (Information Only)									
Fund 1101	GENERAL SERVICES DISTRICT	Department	900212	AVOL Incorporated		Section	0001	Unallocated	Subsection
Account									
71101	Outside Agency Services	112,200	84,150	217,500					
	Section 0001 Total	112,200	84,150	217,500					
	Department 900212 Total	112,200	84,150	217,500					



4/2/2014

Operating Budget By Fund and Division



		Current Budget Year			Continuation		New or Expanded Service			
		1	2	3	4	5	6	7	8	9
		2013	2014	2014 YTD	2015	2015	2015	2015	2015	2015
		Actual	Original	Actual	Request	Mayor's	Council	Request	Mayor's	Council
Fund 1101	GENERAL SERVICES DISTRICT			Department	900214	Bluegrass Regional MH MR Board				
Adopted Budget Control Levels										
Personnel										
Operating			172,270	102,590		188,600				
Transfers										
Capital										
Total			172,270	102,590		188,600				
Budget Detail (Information Only)										
Fund 1101	GENERAL SERVICES DISTRICT		Department	900214	Bluegrass Regional MH MR Board		Section	0001	Unallocated Subsection	
Account										
71101	Outside Agency Services		172,270	102,590		188,600				
Section 0001 Total			172,270	102,590		188,600				
Department 900214 Total			172,270	102,590		188,600				



4/2/2014

Operating Budget By Fund and Division

Current Budget Year

Continuation

New or Expanded Service

	1 2013 Actual	2 2014 Original	3 2014 YTD Actual	4 2015 Request	5 2015 Mayor's	6 2015 Council	7 2015 Request	8 2015 Mayor's	9 2015 Council
Fund 1101 GENERAL SERVICES DISTRICT			Department 900216	Sunflower Kids					
Adopted Budget Control Levels									
Personnel									
Operating	14,160	16,010	12,010	30,230	28,720				
Transfers									
Capital									
Total	14,160	16,010	12,010	30,230	28,720				

Budget Detail (Information Only)

Fund 1101 GENERAL SERVICES DISTRICT	Department	900216	Sunflower Kids	Section	0001	Unallocated Subsection
Account						
71101 Outside Agency Services						
Section 0001 Total	14,160	16,010	12,010	30,230	28,720	
Department 900216 Total	14,160	16,010	12,010	30,230	28,720	



4/2/2014

Operating Budget By Fund and Division

Current Budget Year

Continuation

New or Expanded Service

	1 2013 Actual	2 2014 Original	3 2014 YTD Actual	4 2015 Request	5 2015 Mayor's	6 2015 Council	7 2015 Request	8 2015 Mayor's	9 2015 Council
Fund 1101 GENERAL SERVICES DISTRICT			Department	900221	Child Care Council				
Adopted Budget Control Levels									
Personnel									
Operating					700,000				
Transfers									
Capital									
Total					700,000				


Budget Detail (Information Only)

Fund 1101 GENERAL SERVICES DISTRICT	Department	900221	Child Care Council	Section	0001	Unallocated Subsection
Account						
71101 Outside Agency Services						
Section 0001 Total						
Department 900221 Total						



4/2/2014

Operating Budget By Fund and Division




				Current Budget Year		Continuation		New or Expanded Service				
				1	2	3	4	5	6	7	8	9
				2013	2014	2014 YTD	2015	2015	2015	2015	2015	2015
				Actual	Original	Actual	Request	Mayor's	Council	Request	Mayor's	Council
Fund 1101	GENERAL SERVICES DISTRICT					Department	900235	New Beginnings of the Bluegras				
Adopted Budget Control Levels												
Personnel												
Operating												
Transfers												
Capital												
Total												
							202,670	162,140				
							202,670	162,140				
Budget Detail (Information Only)												
Fund 1101	GENERAL SERVICES DISTRICT				Department	900235	New Beginnings of the Bluegras			Section	0001	Unallocated Subsection
Account												
71101	Outside Agency Services						202,670	162,140				
	Section	0001 Total					202,670	162,140				
	Department	900235 Total					202,670	162,140				



4/2/2014

Operating Budget By Fund and Division



		Current Budget Year			Continuation		New or Expanded Service			
		1	2	3	4	5	6	7	8	9
		2013	2014	2014 YTD	2015	2015	2015	2015	2015	2015
		Actual	Original	Actual	Request	Mayor's	Council	Request	Mayor's	Council
Fund 1101	GENERAL SERVICES DISTRICT			Department 900237	Repairers of the Breach					
Adopted Budget Control Levels										
Personnel										
Operating			15,920	11,940	21,400					
Transfers										
Capital										
Total			15,920	11,940	21,400					
Budget Detail (Information Only)										
Fund 1101	GENERAL SERVICES DISTRICT		Department	900237	Repairers of the Breach		Section	0001	Unallocated	Subsection
Account										
71101 Outside Agency Services			15,920	11,940	21,400					
Section 0001 Total			15,920	11,940	21,400					
Department 900237 Total			15,920	11,940	21,400					



4/2/2014

Operating Budget By Fund and Division

		Current Budget Year		Continuation		New or Expanded Service			
		2	3	4	5	6	7	8	9
		2014	2014 YTD	2015	2015	2015	2015	2015	2015
		Original	Actual	Request	Mayor's	Council	Request	Mayor's	Council
1	2013 Actual								
Fund 1101	GENERAL SERVICES DISTRICT								
			Department	900238	Central KY Radio Eye				
Adopted Budget Control Levels									
Personnel									
Operating		10,500	7,880	18,000	14,400				
Transfers									
Capital									
Total		10,500	7,880	18,000	14,400				
Budget Detail (Information Only)									
Fund 1101	GENERAL SERVICES DISTRICT	Department	900238	Central KY Radio Eye		Section	0001	Unallocated	Subsection
Account									
71101	Outside Agency Services	10,500	7,880	18,000	14,400				
	Section 0001 Total	10,500	7,880	18,000	14,400				
	Department 900238 Total	10,500	7,880	18,000	14,400				



4/2/2014

Operating Budget By Fund and Division

Current Budget Year

Continuation

New or Expanded Service

	1 2013 Actual	2 2014 Original	3 2014 YTD Actual	4 2015 Request	5 2015 Mayor's	6 2015 Council	7 2015 Request	8 2015 Mayor's	9 2015 Council
Fund 1101 GENERAL SERVICES DISTRICT			Department	900248	Children's Advocacy Center				
Adopted Budget Control Levels									
Personnel									
Operating					70,000				
Transfers									
Capital									
Total					70,000				

Budget Detail (Information Only)

Fund 1101 GENERAL SERVICES DISTRICT	Department	900248	Children's Advocacy Center	Section	0001	Unallocated Subsection
Account						
71101 Outside Agency Services						
Section 0001 Total						
Department 900248 Total						



4/2/2014

Operating Budget By Fund and Division

Current Budget Year

Continuation

New or Expanded Service

	1 2013 Actual	2 2014 Original	3 2014 YTD Actual	4 2015 Request	5 2015 Mayor's	6 2015 Council	7 2015 Request	8 2015 Mayor's	9 2015 Council
Fund 1101 GENERAL SERVICES DISTRICT			Department	900301	Baby Health Service				
Adopted Budget Control Levels									
Personnel									
Operating	12,500	27,630	20,720	36,130					
Transfers									
Capital									
Total	12,500	27,630	20,720	36,130					

Budget Detail (Information Only)

Fund	1101	GENERAL SERVICES DISTRICT	Department	900301	Baby Health Service	Section	0001	Unallocated Subsection
Account								
71101	Outside Agency Services	12,500	27,630	20,720	36,130			
	Section 0001 Total	12,500	27,630	20,720	36,130			
	Department 900301 Total	12,500	27,630	20,720	36,130			



4/2/2014

Operating Budget By Fund and Division

Current Budget Year

Continuation

New or Expanded Service

	1 2013 Actual	2 2014 Original	3 2014 YTD Actual	4 2015 Request	5 2015 Mayor's	6 2015 Council	7 2015 Request	8 2015 Mayor's	9 2015 Council
Fund 1101 GENERAL SERVICES DISTRICT			Department	900302	Bluegrass Area Dev District				
Adopted Budget Control Levels									
Personnel									
Operating	75,110	75,110		87,060	87,060				
Transfers									
Capital									
Total	75,110	75,110		87,060	87,060				

Budget Detail (Information Only)

Fund	1101	GENERAL SERVICES DISTRICT	Department	900302	Bluegrass Area Dev District	Section	0001	Unallocated Subsection
Account								
71101	Outside Agency Services	75,110	75,110		87,060			
	Section 0001 Total	75,110	75,110		87,060			
	Department 900302 Total	75,110	75,110		87,060			



4/2/2014

Operating Budget By Fund and Division

Current Budget Year

Continuation

New or Expanded Service

	1 2013 Actual	2 2014 Original	3 2014 YTD Actual	4 2015 Request	5 2015 Mayor's	6 2015 Council	7 2015 Request	8 2015 Mayor's	9 2015 Council
Fund 1101 GENERAL SERVICES DISTRICT									
Adopted Budget Control Levels									
Personnel									
Operating	19,500	17,850	13,390	40,000	38,000				
Transfers									
Capital									
Total	19,500	17,850	13,390	40,000	38,000				

Budget Detail (Information Only)

Fund 1101 GENERAL SERVICES DISTRICT	Department	900303	Bluegrass Community Action Age	Section	0001	Unallocated Subsection
Account						
71101 Outside Agency Services						
Section 0001 Total						
Department 900303 Total						



4/2/2014

Operating Budget By Fund and Division

Current Budget Year

Continuation

New or Expanded Service

		1	2	3	4	5	6	7	8	9
		2013	2014	2014 YTD	2015	2015	2015	2015	2015	2015
		Actual	Original	Actual	Request	Mayor's	Council	Request	Mayor's	Council
Fund 1101	GENERAL SERVICES DISTRICT			Department	900304	GreenHouse 17				
Adopted Budget Control Levels										
Personnel										
Operating		63,750	56,250	28,130	150,300	120,240				
Transfers										
Capital										
Total		63,750	56,250	28,130	150,300	120,240				
Budget Detail (Information Only)										
Fund 1101	GENERAL SERVICES DISTRICT		Department	900304	GreenHouse 17		Section	0001	Unallocated	Subsection
Account										
71101	Outside Agency Services	63,750	56,250	28,130	150,300	120,240				
	Section 0001 Total	63,750	56,250	28,130	150,300	120,240				
	Department 900304 Total	63,750	56,250	28,130	150,300	120,240				



4/2/2014

Operating Budget By Fund and Division

Current Budget Year

Continuation

New or Expanded Service

	1 2013 Actual	2 2014 Original	3 2014 YTD Actual	4 2015 Request	5 2015 Mayor's	6 2015 Council	7 2015 Request	8 2015 Mayor's	9 2015 Council
Fund 1101 GENERAL SERVICES DISTRICT			Department	900305	Bluegrass Technology Center				
Adopted Budget Control Levels									
Personnel									
Operating	24,870	25,370	19,030	56,580					
Transfers									
Capital									
Total	24,870	25,370	19,030	56,580					

Budget Detail (Information Only)

Fund	1101	GENERAL SERVICES DISTRICT	Department	900305	Bluegrass Technology Center	Section	0001	Unallocated Subsection
Account								
71101		Outside Agency Services						
		Section 0001 Total						
		Department 900305 Total						



4/2/2014

Operating Budget By Fund and Division

Current Budget Year

Continuation

New or Expanded Service

	1 2013 Actual	2 2014 Original	3 2014 YTD Actual	4 2015 Request	5 2015 Mayor's	6 2015 Council	7 2015 Request	8 2015 Mayor's	9 2015 Council
Fund 1101 GENERAL SERVICES DISTRICT			Department	900306	The Nest				
Adopted Budget Control Levels									
Personnel									
Operating	80,000	57,810	43,360	105,000					
Transfers									
Capital									
Total	80,000	57,810	43,360	105,000					


Budget Detail (Information Only)

Fund	1101	GENERAL SERVICES DISTRICT	Department	900306	The Nest	Section	0001	Unallocated Subsection
Account								
71101	Outside Agency Services	80,000	57,810	43,360	105,000			
	Section 0001 Total	80,000	57,810	43,360	105,000			
	Department 900306 Total	80,000	57,810	43,360	105,000			



4/2/2014

Operating Budget By Fund and Division



		Current Budget Year			Continuation	New or Expanded Service				
		1	2	3	4	5	6	7	8	9
		2013	2014	2014 YTD	2015	2015	2015	2015	2015	2015
		Actual	Original	Actual	Request	Mayor's	Council	Request	Mayor's	Council
Fund 1101	GENERAL SERVICES DISTRICT			Department	900307	Community Action Council				
Adopted Budget Control Levels										
Personnel										
Operating		147,980	179,940	134,960	280,160	114,660				
Transfers										
Capital										
Total		147,980	179,940	134,960	280,160	114,660				
Budget Detail (Information Only)										
Fund 1101	GENERAL SERVICES DISTRICT		Department	900307	Community Action Council		Section	0001	Unallocated Subsection	
Account										
71101	Outside Agency Services	147,980	179,940	134,960	280,160	114,660				
	Section 0001 Total	147,980	179,940	134,960	280,160	114,660				
	Department 900307 Total	147,980	179,940	134,960	280,160	114,660				



4/2/2014

Operating Budget By Fund and Division

Current Budget Year

Continuation

New or Expanded Service

	1 2013 Actual	2 2014 Original	3 2014 YTD Actual	4 2015 Request	5 2015 Mayor's	6 2015 Council	7 2015 Request	8 2015 Mayor's	9 2015 Council
Fund 1101 GENERAL SERVICES DISTRICT			Department	900309	Environmental Quality Comm.				
Adopted Budget Control Levels									
Personnel									
Operating	2,260	5,910		5,910	5,910				
Transfers									
Capital									
Total	2,260	5,910		5,910	5,910				

Budget Detail (Information Only)

Fund 1101 GENERAL SERVICES DISTRICT	Department	900309	Environmental Quality Comm.	Section	0001	Unallocated Subsection
Account						
71101 Outside Agency Services	2,260	5,910	5,910	5,910		
Section 0001 Total	2,260	5,910	5,910	5,910		
Department 900309 Total	2,260	5,910	5,910	5,910		



4/2/2014

Operating Budget By Fund and Division

Current Budget Year

Continuation

New or Expanded Service

	1 2013 Actual	2 2014 Original	3 2014 YTD Actual	4 2015 Request	5 2015 Mayor's	6 2015 Council	7 2015 Request	8 2015 Mayor's	9 2015 Council
Fund 1101 GENERAL SERVICES DISTRICT			Department 900311	Hope Center					
Adopted Budget Control Levels									
Personnel									
Operating	666,000	655,370	491,530	1,395,390	893,190				
Transfers									
Capital									
Total	666,000	655,370	491,530	1,395,390	893,190				

Budget Detail (Information Only)

Fund 1101 GENERAL SERVICES DISTRICT	Department 900311	Hope Center	Section 0001	Unallocated Subsection
Account				
71101 Outside Agency Services	666,000	655,370	491,530	1,395,390 893,190
Section 0001 Total	666,000	655,370	491,530	1,395,390 893,190
Department 900311 Total	666,000	655,370	491,530	1,395,390 893,190



4/2/2014

Operating Budget By Fund and Division

Current Budget Year

Continuation

New or Expanded Service

	1 2013 Actual	2 2014 Original	3 2014 YTD Actual	4 2015 Request	5 2015 Mayor's	6 2015 Council	7 2015 Request	8 2015 Mayor's	9 2015 Council
Fund 1101 GENERAL SERVICES DISTRICT			Department	900313	Arbor Youth Services				
Adopted Budget Control Levels									
Personnel									
Operating	120,870	54,000	40,500	115,990	86,990				
Transfers									
Capital									
Total	120,870	54,000	40,500	115,990	86,990				

Budget Detail (Information Only)

Fund	1101	GENERAL SERVICES DISTRICT	Department	900313	Arbor Youth Services	Section	0001	Unallocated Subsection
Account								
71101		Outside Agency Services						
		Section 0001 Total						
		Department 900313 Total						



4/2/2014

Operating Budget By Fund and Division

Current Budget Year

Continuation

New or Expanded Service

	1 2013 Actual	2 2014 Original	3 2014 YTD Actual	4 2015 Request	5 2015 Mayor's	6 2015 Council	7 2015 Request	8 2015 Mayor's	9 2015 Council
Fund 1101 GENERAL SERVICES DISTRICT									
Adopted Budget Control Levels									
Personnel									
Operating	33,750	62,590	46,940	83,690	66,950				
Transfers									
Capital									
Total	33,750	62,590	46,940	83,690	66,950				

Budget Detail (Information Only)

Fund	1101	GENERAL SERVICES DISTRICT	Department	900314	Nursing Home Ombudsman Program	Section	0001	Unallocated Subsection
Account								
71101		Outside Agency Services						
		Section 0001 Total						
		Department 900314 Total						



4/2/2014

Operating Budget By Fund and Division

Current Budget Year

Continuation

New or Expanded Service

	1 2013 Actual	2 2014 Original	3 2014 YTD Actual	4 2015 Request	5 2015 Mayor's	6 2015 Council	7 2015 Request	8 2015 Mayor's	9 2015 Council
Fund 1101 GENERAL SERVICES DISTRICT			Department	900316	Bluegrass Rape Crisis Center				
Adopted Budget Control Levels									
Personnel									
Operating	31,220	85,505	64,130	190,400					
Transfers									
Capital									
Total	31,220	85,505	64,130	190,400					

Budget Detail (Information Only)

Fund	1101	GENERAL SERVICES DISTRICT	Department	900316	Bluegrass Rape Crisis Center	Section	0001	Unallocated Subsection
Account								
71101		Outside Agency Services						
		Section 0001 Total						
		Department 900316 Total						



4/2/2014

Operating Budget By Fund and Division

Current Budget Year

Continuation

New or Expanded Service

	1 2013 Actual	2 2014 Original	3 2014 YTD Actual	4 2015 Request	5 2015 Mayor's	6 2015 Council	7 2015 Request	8 2015 Mayor's	9 2015 Council
Fund 1101 GENERAL SERVICES DISTRICT									
Adopted Budget Control Levels									
Personnel									
Operating	224,400	194,640	145,980	425,000	392,500				
Transfers									
Capital									
Total	224,400	194,640	145,980	425,000	392,500				


Budget Detail (Information Only)

Fund	1101	GENERAL SERVICES DISTRICT	Department	900317	Salvation Army	Section	0001	Unallocated Subsection
Account								
71101		Outside Agency Services						
		Section 0001 Total						
		Department 900317 Total						



4/2/2014

Operating Budget By Fund and Division



		Current Budget Year			Continuation		New or Expanded Service			
		1	2	3	4	5	6	7	8	9
		2013	2014	2014 YTD	2015	2015	2015	2015	2015	2015
		Actual	Original	Actual	Request	Mayor's	Council	Request	Mayor's	Council
Fund 1101	GENERAL SERVICES DISTRICT			Department	900323	God's Pantry Food Bank				
Adopted Budget Control Levels										
Personnel										
Operating			123,000	92,250	243,730	137,190				
Transfers										
Capital										
Total			123,000	92,250	243,730	137,190				
Budget Detail (Information Only)										
Fund 1101	GENERAL SERVICES DISTRICT		Department	900323	God's Pantry Food Bank		Section	0001	Unallocated Subsection	
Account										
71101 Outside Agency Services			123,000	92,250	243,730	137,190				
Section 0001 Total			123,000	92,250	243,730	137,190				
Department 900323 Total			123,000	92,250	243,730	137,190				



4/2/2014

Operating Budget By Fund and Division

Current Budget Year

Continuation

New or Expanded Service

	1 2013 Actual	2 2014 Original	3 2014 YTD Actual	4 2015 Request	5 2015 Mayor's	6 2015 Council	7 2015 Request	8 2015 Mayor's	9 2015 Council
Fund 1101 GENERAL SERVICES DISTRICT			Department	900324	Moveable Feast Lexington, Inc.				
Adopted Budget Control Levels									
Personnel									
Operating	24,700	24,000	18,000	32,000					
Transfers									
Capital									
Total	24,700	24,000	18,000	32,000					

Budget Detail (Information Only)

Fund 1101 GENERAL SERVICES DISTRICT	Department	900324	Moveable Feast Lexington, Inc.	Section	0001	Unallocated Subsection
Account						
71101 Outside Agency Services	24,700	24,000	18,000	32,000		
Section 0001 Total	24,700	24,000	18,000	32,000		
Department 900324 Total	24,700	24,000	18,000	32,000		



4/2/2014

Operating Budget By Fund and Division

Current Budget Year

Continuation

New or Expanded Service

	1 2013 Actual	2 2014 Original	3 2014 YTD Actual	4 2015 Request	5 2015 Mayor's	6 2015 Council	7 2015 Request	8 2015 Mayor's	9 2015 Council
Fund 1101 GENERAL SERVICES DISTRICT			Department	900325	YMCA of Central Kentucky				
Adopted Budget Control Levels									
Personnel									
Operating	15,000	40,530	30,400	128,000	80,000				
Transfers									
Capital									
Total	15,000	40,530	30,400	128,000	80,000				

Budget Detail (Information Only)

Fund	1101	GENERAL SERVICES DISTRICT	Department	900325	YMCA of Central Kentucky	Section	0001	Unallocated Subsection
Account								
71101		Outside Agency Services						
		Section 0001 Total						
		Department 900325 Total						



4/2/2014

Operating Budget By Fund and Division

Current Budget Year

Continuation

New or Expanded Service

	1	2	3	4	5	6	7	8	9
	2013	2014	2014 YTD	2015	2015	2015	2015	2015	2015
	Actual	Original	Actual	Request	Mayor's	Council	Request	Mayor's	Council
Fund 1101 GENERAL SERVICES DISTRICT			Department	900328	Big Brothers Big Sisters				
Adopted Budget Control Levels									
Personnel									
Operating				25,000					
Transfers									
Capital									
Total				25,000					


Budget Detail (Information Only)

Fund 1101 GENERAL SERVICES DISTRICT	Department	900328	Big Brothers Big Sisters		Section	0001	Unallocated Subsection
Account							
71101 Outside Agency Services				25,000			
Section 0001 Total				25,000			
Department 900328 Total				25,000			



4/2/2014

Operating Budget By Fund and Division



		Current Budget Year			Continuation		New or Expanded Service			
		1	2	3	4	5	6	7	8	9
		2013	2014	2014 YTD	2015	2015	2015	2015	2015	2015
		Actual	Original	Actual	Request	Mayor's	Council	Request	Mayor's	Council
Fund 1101	GENERAL SERVICES DISTRICT			Department	900329	American Red Cross				
Adopted Budget Control Levels										
Personnel										
Operating			7,650	5,740	40,000	20,000				
Transfers										
Capital										
Total			7,650	5,740	40,000	20,000				
Budget Detail (Information Only)										
Fund 1101	GENERAL SERVICES DISTRICT		Department	900329	American Red Cross		Section	0001	Unallocated	Subsection
Account										
71101	Outside Agency Services		7,650	5,740	40,000	20,000				
	Section 0001 Total		7,650	5,740	40,000	20,000				
	Department 900329 Total		7,650	5,740	40,000	20,000				



4/2/2014

Operating Budget By Fund and Division

Current Budget Year

Continuation

New or Expanded Service

	1 2013 Actual	2 2014 Original	3 2014 YTD Actual	4 2015 Request	5 2015 Mayor's	6 2015 Council	7 2015 Request	8 2015 Mayor's	9 2015 Council
Fund 1101 GENERAL SERVICES DISTRICT			Department 900338	Kentucky Pink Connection					
Adopted Budget Control Levels									
Personnel									
Operating	24,380	20,400	15,300	40,000	38,000				
Transfers									
Capital									
Total	24,380	20,400	15,300	40,000	38,000				

Budget Detail (Information Only)

Fund 1101 GENERAL SERVICES DISTRICT	Department	900338	Kentucky Pink Connection			Section	0001	Unallocated	Subsection
Account									
71101 Outside Agency Services		24,380	20,400	15,300	40,000	38,000			
Section 0001 Total		24,380	20,400	15,300	40,000	38,000			
Department 900338 Total		24,380	20,400	15,300	40,000	38,000			



4/2/2014

Operating Budget By Fund and Division

Current Budget Year

Continuation

New or Expanded Service

	1 2013 Actual	2 2014 Original	3 2014 YTD Actual	4 2015 Request	5 2015 Mayor's	6 2015 Council	7 2015 Request	8 2015 Mayor's	9 2015 Council
Fund 1101 GENERAL SERVICES DISTRICT			Department	900339	Kentucky Refugee Ministries				
Adopted Budget Control Levels									
Personnel									
Operating	31,520	35,810	26,860	102,000					
Transfers									
Capital									
Total	31,520	35,810	26,860	102,000					

Budget Detail (Information Only)

Fund	1101	GENERAL SERVICES DISTRICT	Department	900339	Kentucky Refugee Ministries	Section	0001	Unallocated Subsection
Account								
71101		Outside Agency Services						
		Section 0001 Total						
		Department 900339 Total						



4/2/2014

Operating Budget By Fund and Division

Current Budget Year

Continuation

New or Expanded Service

	1 2013 Actual	2 2014 Original	3 2014 YTD Actual	4 2015 Request	5 2015 Mayor's	6 2015 Council	7 2015 Request	8 2015 Mayor's	9 2015 Council
Fund 1101 GENERAL SERVICES DISTRICT			Department	900340	Mission Lexington, Inc				
Adopted Budget Control Levels									
Personnel									
Operating	24,960	25,390	19,040	47,070	44,720				
Transfers									
Capital									
Total	24,960	25,390	19,040	47,070	44,720				

Budget Detail (Information Only)

Fund 1101 GENERAL SERVICES DISTRICT	Department	900340	Mission Lexington, Inc			Section	0001	Unallocated Subsection
Account								
71101 Outside Agency Services	24,960	25,390	19,040	47,070	44,720			
Section 0001 Total	24,960	25,390	19,040	47,070	44,720			
Department 900340 Total	24,960	25,390	19,040	47,070	44,720			



4/2/2014

Operating Budget By Fund and Division

Current Budget Year

Continuation

New or Expanded Service

	1 2013 Actual	2 2014 Original	3 2014 YTD Actual	4 2015 Request	5 2015 Mayor's	6 2015 Council	7 2015 Request	8 2015 Mayor's	9 2015 Council
Fund 1101 GENERAL SERVICES DISTRICT									
Adopted Budget Control Levels									
Personnel									
Operating	10,760	11,230	8,830	18,740					
Transfers									
Capital									
Total	10,760	11,230	8,830	18,740					

Budget Detail (Information Only)

Fund	1101	GENERAL SERVICES DISTRICT	Department	900341	Prevent Child Abuse Kentucky	Section	0001	Unallocated Subsection
Account								
71101		Outside Agency Services						
		Section 0001 Total						
		Department 900341 Total						



4/2/2014

Operating Budget By Fund and Division

Current Budget Year

Continuation

New or Expanded Service

	1 2013 Actual	2 2014 Original	3 2014 YTD Actual	4 2015 Request	5 2015 Mayor's	6 2015 Council	7 2015 Request	8 2015 Mayor's	9 2015 Council
Fund 1101 GENERAL SERVICES DISTRICT			Department	900342	Living Arts and Science Center				
Adopted Budget Control Levels									
Personnel									
Operating	20,000								
Transfers									
Capital									
Total	20,000								
Budget Detail (Information Only)									
Fund 1101 GENERAL SERVICES DISTRICT		Department	900342	Living Arts and Science Center		Section	0001	Unallocated Subsection	
Account									
71101 Outside Agency Services	20,000								
Section 0001 Total	20,000								
Department 900342 Total	20,000								



4/2/2014


Operating Budget By Fund and Division

		Current Budget Year			Continuation	New or Expanded Service			
		1	2	3	4	6	7	8	9
		2013	2014	2014 YTD	2015	2015	2015	2015	2015
		Actual	Original	Actual	Request	Council	Request	Mayor's	Council
Fund 1101	GENERAL SERVICES DISTRICT			Department	900343	New Life Day Center			
Adopted Budget Control Levels									
Personnel									
Operating			15,300	11,480	29,730				
Transfers									
Capital									
Total			15,300	11,480	29,730				
Budget Detail (Information Only)									
Fund 1101	GENERAL SERVICES DISTRICT		Department	900343	New Life Day Center	Section	0001	Unallocated	Subsection
Account									
71101	Outside Agency Services		15,300	11,480	29,730				
	Section 0001 Total		15,300	11,480	29,730				
	Department 900343 Total		15,300	11,480	29,730				



4/2/2014

Operating Budget By Fund and Division




		Current Budget Year			Continuation		New or Expanded Service			
		1	2	3	4	5	6	7	8	9
		2013	2014	2014 YTD	2015	2015	2015	2015	2015	2015
		Actual	Original	Actual	Request	Mayor's	Council	Request	Mayor's	Council
Fund 1101	GENERAL SERVICES DISTRICT			Department	900344	Sisohpromatem Art Foundation				
Adopted Budget Control Levels										
Personnel										
Operating			960	720	2,010					
Transfers										
Capital										
Total			960	720	2,010					
Budget Detail (Information Only)										
Fund 1101	GENERAL SERVICES DISTRICT		Department	900344	Sisohpromatem Art Foundation		Section	0001	Unallocated Subsection	
Account										
71101	Outside Agency Services		960	720	2,010					
	Section 0001 Total		960	720	2,010					
	Department 900344 Total		960	720	2,010					



4/2/2014

Operating Budget By Fund and Division




		Current Budget Year			Continuation		New or Expanded Service			
		1	2	3	4	5	6	7	8	9
		2013	2014	2014 YTD	2015	2015	2015	2015	2015	2015
		Actual	Original	Actual	Request	Mayor's	Council	Request	Mayor's	Council
Fund 1101	GENERAL SERVICES DISTRICT			Department	900345	Children's Law Center				
Adopted Budget Control Levels										
Personnel										
Operating			13,920	10,440	38,950					
Transfers										
Capital										
Total			13,920	10,440	38,950					
Budget Detail (Information Only)										
Fund 1101	GENERAL SERVICES DISTRICT		Department	900345	Children's Law Center		Section	0001	Unallocated	Subsection
Account										
71101	Outside Agency Services		13,920	10,440	38,950					
	Section 0001 Total		13,920	10,440	38,950					
	Department 900345 Total		13,920	10,440	38,950					



4/2/2014

Operating Budget By Fund and Division




		Current Budget Year			Continuation		New or Expanded Service			
		1	2	3	4	5	6	7	8	9
		2013	2014	2014 YTD	2015	2015	2015	2015	2015	2015
		Actual	Original	Actual	Request	Mayor's	Council	Request	Mayor's	Council
Fund 1101	GENERAL SERVICES DISTRICT			Department	900346	Girl Scouts of Kentucky				
Adopted Budget Control Levels										
Personnel										
Operating			10,970	8,230	21,500					
Transfers										
Capital										
Total			10,970	8,230	21,500					
Budget Detail (Information Only)										
Fund 1101	GENERAL SERVICES DISTRICT		Department	900346	Girl Scouts of Kentucky		Section	0001	Unallocated	Subsection
Account										
71101	Outside Agency Services		10,970	8,230	21,500					
	Section 0001 Total		10,970	8,230	21,500					
	Department 900346 Total		10,970	8,230	21,500					



4/2/2014

Operating Budget By Fund and Division



		Current Budget Year			Continuation		New or Expanded Service			
		1	2	3	4	5	6	7	8	9
		2013	2014	2014 YTD	2015	2015	2015	2015	2015	2015
		Actual	Original	Actual	Request	Mayor's	Council	Request	Mayor's	Council
Fund 1101	GENERAL SERVICES DISTRICT			Department 900347	Iglesia Nueva Vida, Inc.					
Adopted Budget Control Levels										
Personnel										
Operating			7,450	5,590	16,400					
Transfers										
Capital										
Total			7,450	5,590	16,400					
Budget Detail (Information Only)										
Fund 1101	GENERAL SERVICES DISTRICT		Department	900347	Iglesia Nueva Vida, Inc.		Section	0001	Unallocated Subsection	
Account										
71101	Outside Agency Services		7,450	5,590	16,400					
	Section 0001 Total		7,450	5,590	16,400					
	Department 900347 Total		7,450	5,590	16,400					



4/2/2014


Operating Budget By Fund and Division

		Current Budget Year		Continuation		New or Expanded Service			
		2	3	4	5	6	7	8	9
		2014	2014 YTD	2015	2015	2015	2015	2015	2015
		Original	Actual	Request	Mayor's	Council	Request	Mayor's	Council
1	2013 Actual								
Fund 1101	GENERAL SERVICES DISTRICT								
	Department	900348	Lexington Woman's Club						
Adopted Budget Control Levels									
Personnel									
Operating		14,450	10,840	24,560					
Transfers									
Capital									
Total		14,450	10,840	24,560					
Budget Detail (Information Only)									
Fund 1101	GENERAL SERVICES DISTRICT	Department	900348	Lexington Woman's Club		Section	0001	Unallocated Subsection	
Account									
71101	Outside Agency Services	14,450	10,840	24,560					
	Section 0001 Total	14,450	10,840	24,560					
	Department 900348 Total	14,450	10,840	24,560					



4/2/2014

Operating Budget By Fund and Division




		Current Budget Year			Continuation		New or Expanded Service			
		1	2	3	4	5	6	7	8	9
		2013	2014	2014 YTD	2015	2015	2015	2015	2015	2015
		Actual	Original	Actual	Request	Mayor's	Council	Request	Mayor's	Council
Fund 1101	GENERAL SERVICES DISTRICT			Department	900349	NAMI Lexington KY				
Adopted Budget Control Levels										
Personnel										
Operating			48,450	36,340	95,000					
Transfers										
Capital										
Total			48,450	36,340	95,000					
Budget Detail (Information Only)										
Fund 1101	GENERAL SERVICES DISTRICT		Department	900349	NAMI Lexington KY		Section	0001	Unallocated	Subsection
Account										
71101 Outside Agency Services			48,450	36,340	95,000					
Section 0001 Total			48,450	36,340	95,000					
Department 900349 Total			48,450	36,340	95,000					



4/2/2014

Operating Budget By Fund and Division




		Current Budget Year			Continuation		New or Expanded Service			
		1	2	3	4	5	6	7	8	9
		2013	2014	2014 YTD	2015	2015	2015	2015	2015	2015
		Actual	Original	Actual	Request	Mayor's	Council	Request	Mayor's	Council
Fund 1101	GENERAL SERVICES DISTRICT			Department	900350	Faith Feeds Lexington				
Adopted Budget Control Levels										
Personnel										
Operating										
Transfers										
Capital										
Total										
					7,400	5,550				
Budget Detail (Information Only)										
Fund 1101	GENERAL SERVICES DISTRICT		Department	900350	Faith Feeds Lexington		Section	0001	Unallocated Subsection	
Account										
71101	Outside Agency Services				7,400	5,550				
	Section 0001 Total				7,400	5,550				
	Department 900350 Total				7,400	5,550				



4/2/2014

Operating Budget By Fund and Division



		Current Budget Year			Continuation		New or Expanded Service			
		1	2	3	4	5	6	7	8	9
		2013	2014	2014 YTD	2015	2015	2015	2015	2015	2015
		Actual	Original	Actual	Request	Mayor's	Council	Request	Mayor's	Council
Fund 1101	GENERAL SERVICES DISTRICT			Department	900351	Jubilee Jobs of Lexington				
Adopted Budget Control Levels										
Personnel										
Operating										
Transfers										
Capital										
Total										
					29,700	28,220				
					29,700	28,220				
Budget Detail (Information Only)										
Fund 1101	GENERAL SERVICES DISTRICT		Department	900351	Jubilee Jobs of Lexington		Section	0001	Unallocated Subsection	
Account										
71101	Outside Agency Services				29,700	28,220				
	Section 0001 Total				29,700	28,220				
	Department 900351 Total				29,700	28,220				



4/2/2014

Operating Budget By Fund and Division

Current Budget Year

Continuation

New or Expanded Service

	1	2	3	4	5	6	7	8	9
	2013	2014	2014 YTD	2015	2015	2015	2015	2015	2015
	Actual	Original	Actual	Request	Mayor's	Council	Request	Mayor's	Council
Fund 1101 GENERAL SERVICES DISTRICT			Department	900352	Family Counseling Service				
Adopted Budget Control Levels									
Personnel									
Operating					30,000				
Transfers									
Capital									
Total					30,000				

Budget Detail (Information Only)

Fund 1101 GENERAL SERVICES DISTRICT	Department	900352	Family Counseling Service	Section	0001	Unallocated Subsection
Account						
71101 Outside Agency Services			30,000			
Section 0001 Total			30,000			
Department 900352 Total			30,000			



4/2/2014

Operating Budget By Fund and Division

Current Budget Year

Continuation

New or Expanded Service

	1 2013 Actual	2 2014 Original	3 2014 YTD Actual	4 2015 Request	5 2015 Mayor's	6 2015 Council	7 2015 Request	8 2015 Mayor's	9 2015 Council
Fund 1101 GENERAL SERVICES DISTRICT			Department	900353	ITNBluegrass, Inc.				
Adopted Budget Control Levels									
Personnel									
Operating					25,000				
Transfers									
Capital									
Total					25,000				

Budget Detail (Information Only)

Fund 1101 GENERAL SERVICES DISTRICT	Department	900353	ITNBluegrass, Inc.	Section	0001	Unallocated Subsection
Account						
71101 Outside Agency Services			25,000			
Section 0001 Total			25,000			
Department 900353 Total			25,000			



4/2/2014

Operating Budget By Fund and Division

Current Budget Year

Continuation

New or Expanded Service

	1 2013 Actual	2 2014 Original	3 2014 YTD Actual	4 2015 Request	5 2015 Mayor's	6 2015 Council	7 2015 Request	8 2015 Mayor's	9 2015 Council
Fund 1101 GENERAL SERVICES DISTRICT			Department	900354	LAB Community Foundation				
Adopted Budget Control Levels									
Personnel									
Operating					30,000				
Transfers									
Capital									
Total					30,000				

Budget Detail (Information Only)

Fund 1101 GENERAL SERVICES DISTRICT	Department	900354	LAB Community Foundation	Section	0001	Unallocated Subsection
Account						
71101 Outside Agency Services			30,000			
Section 0001 Total			30,000			
Department 900354 Total			30,000			



4/2/2014

Operating Budget By Fund and Division

Current Budget Year

Continuation

New or Expanded Service

	1	2	3	4	5	6	7	8	9
	2013	2014	2014 YTD	2015	2015	2015	2015	2015	2015
	Actual	Original	Actual	Request	Mayor's	Council	Request	Mayor's	Council
Fund 1101 GENERAL SERVICES DISTRICT			Department	900355	Lexington History Museum				
Adopted Budget Control Levels									
Personnel									
Operating					15,230				
Transfers									
Capital									
Total					15,230				


Budget Detail (Information Only)

Fund 1101 GENERAL SERVICES DISTRICT	Department	900355	Lexington History Museum	Section	0001	Unallocated Subsection
Account						
71101 Outside Agency Services			15,230			
Section 0001 Total			15,230			
Department 900355 Total			15,230			



4/2/2014

Operating Budget By Fund and Division




				Current Budget Year		Continuation		New or Expanded Service				
				1	2	3	4	5	6	7	8	9
				2013	2014	2014 YTD	2015	2015	2015	2015	2015	2015
				Actual	Original	Actual	Request	Mayor's	Council	Request	Mayor's	Council
Fund 1101	GENERAL SERVICES DISTRICT					Department	900356	Lexington Leadership Foundation				
Adopted Budget Control Levels												
Personnel												
Operating												
Transfers												
Capital												
Total												
89,200												
44,600												
Budget Detail (Information Only)												
Fund 1101	GENERAL SERVICES DISTRICT				Department	900356	Lexington Leadership Foundation			Section	0001	Unallocated Subsection
Account												
71101	Outside Agency Services						89,200	44,600				
	Section	0001 Total					89,200	44,600				
	Department	900356 Total					89,200	44,600				



4/2/2014

Operating Budget By Fund and Division




		Current Budget Year			Continuation		New or Expanded Service			
		1	2	3	4	5	6	7	8	9
		2013	2014	2014 YTD	2015	2015	2015	2015	2015	2015
		Actual	Original	Actual	Request	Mayor's	Council	Request	Mayor's	Council
Fund 1101	GENERAL SERVICES DISTRICT			Department	900357	Opportunity for Work and Learning (
Adopted Budget Control Levels										
Personnel										
Operating										
Transfers										
Capital										
Total										
					156,000					
					156,000					
Budget Detail (Information Only)										
Fund 1101	GENERAL SERVICES DISTRICT		Department	900357	Opportunity for Work and Learning (OWL) -		Section	0001	Unallocated Subsection	
Account										
71101	Outside Agency Services				156,000					
	Section 0001 Total				156,000					
	Department 900357 Total				156,000					



4/2/2014

Operating Budget By Fund and Division



		Current Budget Year			Continuation		New or Expanded Service			
		1	2	3	4	5	6	7	8	9
		2013	2014	2014 YTD	2015	2015	2015	2015	2015	2015
		Actual	Original	Actual	Request	Mayor's	Council	Request	Mayor's	Council
Fund 1101	GENERAL SERVICES DISTRICT			Department	900358	South Eastern Medical Interpreters .				
Adopted Budget Control Levels										
Personnel										
Operating										
Transfers										
Capital										
Total										
					1,440					
Budget Detail (Information Only)										
Fund 1101	GENERAL SERVICES DISTRICT		Department	900358	South Eastern Medical Interpreters Associat		Section	0001	Unallocated Subsection	
Account										
71101	Outside Agency Services					1,440				
	Section 0001 Total					1,440				
	Department 900358 Total					1,440				



4/2/2014

Operating Budget By Fund and Division

Current Budget Year

Continuation

New or Expanded Service

	1	2	3	4	5	6	7	8	9
	2013	2014	2014 YTD	2015	2015	2015	2015	2015	2015
	Actual	Original	Actual	Request	Mayor's	Council	Request	Mayor's	Council
Fund 1101 GENERAL SERVICES DISTRICT			Department	900359	The Methodist Home of Kentucky				
Adopted Budget Control Levels									
Personnel									
Operating				239,130					
Transfers									
Capital									
Total				239,130					

Budget Detail (Information Only)

Fund 1101 GENERAL SERVICES DISTRICT	Department	900359	The Methodist Home of Kentucky	Section	0001	Unallocated Subsection
Account						
71101 Outside Agency Services			239,130			
Section 0001 Total			239,130			
Department 900359 Total			239,130			



4/2/2014

Operating Budget By Fund and Division

Current Budget Year

Continuation

New or Expanded Service

		1	2	3	4	5	6	7	8	9
		2013	2014	2014 YTD	2015	2015	2015	2015	2015	2015
		Actual	Original	Actual	Request	Mayor's	Council	Request	Mayor's	Council
Fund 1101	GENERAL SERVICES DISTRICT			Department	900402	Human Rights Commission				
Adopted Budget Control Levels										
Personnel										
Operating		200,260	235,000	156,670	257,480	235,000				
Transfers										
Capital										
Total		200,260	235,000	156,670	257,480	235,000				
Budget Detail (Information Only)										
Fund 1101	GENERAL SERVICES DISTRICT		Department	900402	Human Rights Commission		Section	0001	Unallocated Subsection	
Account										
71101	Outside Agency Services	200,260	235,000	156,670	257,480	235,000				
	Section 0001 Total	200,260	235,000	156,670	257,480	235,000				
	Department 900402 Total	200,260	235,000	156,670	257,480	235,000				



4/2/2014

Operating Budget By Fund and Division

Current Budget Year

Continuation

New or Expanded Service

	1	2	3	4	5	6	7	8	9
	2013	2014	2014 YTD	2015	2015	2015	2015	2015	2015
	Actual	Original	Actual	Request	Mayor's	Council	Request	Mayor's	Council
Fund 1101 GENERAL SERVICES DISTRICT			Department	900601	Lexington Center Corporation				
Adopted Budget Control Levels									
Personnel									
Operating									
Transfers									
Capital									
Total									


Budget Detail (Information Only)

Fund	1101	GENERAL SERVICES DISTRICT	Department	900601	Lexington Center Corporation	Section	0001	Unallocated Subsection
Account								
71101		Outside Agency Services		2,763,000	2,763,000			
78602		Expenses Eliminated		-2,763,000	-2,763,000			
		Section 0001 Total						
		Department 900601 Total						



4/2/2014

Operating Budget By Fund and Division



		Current Budget Year			Continuation	New or Expanded Service				
		1	2	3	4	5	6	7	8	9
		2013	2014	2014 YTD	2015	2015	2015	2015	2015	2015
		Actual	Original	Actual	Request	Mayor's	Council	Request	Mayor's	Council
Fund 1101	GENERAL SERVICES DISTRICT			Department	900605	Lexington Public Library				
Adopted Budget Control Levels										
Personnel										
Operating										
Transfers		13,746,810	13,744,250	8,017,480	14,014,130	14,014,130				
Capital										
Total		13,746,810	13,744,250	8,017,480	14,014,130	14,014,130				
Budget Detail (Information Only)										
Fund 1101	GENERAL SERVICES DISTRICT		Department	900605	Lexington Public Library		Section	0001	Unallocated Subsection	
Account										
82101	Transfer to Component Units	13,746,810	13,744,250	8,017,480	14,014,130	14,014,130				
	Section 0001 Total	13,746,810	13,744,250	8,017,480	14,014,130	14,014,130				
	Department 900605 Total	13,746,810	13,744,250	8,017,480	14,014,130	14,014,130				



4/2/2014

Operating Budget By Fund and Division

Current Budget Year

Continuation

New or Expanded Service

	1	2	3	4	5	6	7	8	9
	2013	2014	2014 YTD	2015	2015	2015	2015	2015	2015
	Actual	Original	Actual	Request	Mayor's	Council	Request	Mayor's	Council
Fund 1101 GENERAL SERVICES DISTRICT			Department	900606	Lexington Convention and Visitor				
Adopted Budget Control Levels									
Personnel									
Operating									
Transfers									
Capital									
Total									

Budget Detail (Information Only)

Fund	1101	GENERAL SERVICES DISTRICT	Department	900606	Lexington Convention and Visitor	Section	0001	Unallocated Subsection
Account								
71101	Outside Agency Services		4,950,000		5,100,000		5,100,000	
78602	Expenses Eliminated		-4,950,000		-5,100,000		-5,100,000	
Section 0001 Total								
Department 900606 Total								



4/2/2014

Operating Budget By Fund and Division

Current Budget Year

Continuation

New or Expanded Service

	1 2013 Actual	2 2014 Original	3 2014 YTD Actual	4 2015 Request	5 2015 Mayor's	6 2015 Council	7 2015 Request	8 2015 Mayor's	9 2015 Council
Fund 1101 GENERAL SERVICES DISTRICT			Department	900607	Explorium of Lexington				
Adopted Budget Control Levels									
Personnel									
Operating									
Transfers	169,000	246,950	163,730	183,500	183,500				
Capital									
Total	169,000	246,950	163,730	183,500	183,500				


Budget Detail (Information Only)

Fund	1101	GENERAL SERVICES DISTRICT	Department	900607	Explorium of Lexington	Section	0001	Unallocated Subsection
Account								
82101	Transfer to Component Units	169,000	246,950	163,730	183,500			
	Section 0001 Total	169,000	246,950	163,730	183,500			
	Department 900607 Total	169,000	246,950	163,730	183,500			



4/2/2014

Operating Budget By Fund and Division



		Current Budget Year			Continuation	New or Expanded Service				
		1	2	3	4	5	6	7	8	9
		2013	2014	2014 YTD	2015	2015	2015	2015	2015	2015
		Actual	Original	Actual	Request	Mayor's	Council	Request	Mayor's	Council
Fund 1101	GENERAL SERVICES DISTRICT			Department	900608	Carnegie Literacy Center				
Adopted Budget Control Levels										
Personnel										
Operating										
Transfers		54,300	48,260	34,180	118,090	85,020				
Capital										
Total		54,300	48,260	34,180	118,090	85,020				
Budget Detail (Information Only)										
Fund 1101	GENERAL SERVICES DISTRICT		Department	900608	Carnegie Literacy Center		Section	0001	Unallocated	Subsection
Account										
82101	Transfer to Component Units	54,300	48,260	34,180	118,090	85,020				
	Section 0001 Total	54,300	48,260	34,180	118,090	85,020				
	Department 900608 Total	54,300	48,260	34,180	118,090	85,020				



4/2/2014

Operating Budget By Fund and Division

Current Budget Year

Continuation

New or Expanded Service

	1 2013 Actual	2 2014 Original	3 2014 YTD Actual	4 2015 Request	5 2015 Mayor's	6 2015 Council	7 2015 Request	8 2015 Mayor's	9 2015 Council
Fund 1101 GENERAL SERVICES DISTRICT			Department	900609	Downtown Development Authority				
Adopted Budget Control Levels									
Personnel									
Operating									
Transfers	261,230	348,000		523,950	388,950				
Capital									
Total	261,230	348,000		523,950	388,950				

Budget Detail (Information Only)

Fund 1101 GENERAL SERVICES DISTRICT	Department	900609	Downtown Development Authority			Section	0001	Unallocated Subsection	
Account									
82101 Transfer to Component Units	261,230	348,000		523,950	388,950				
Section 0001 Total	261,230	348,000		523,950	388,950				
Department 900609 Total	261,230	348,000		523,950	388,950				

This Page Left Intentionally Blank

Tenant Relocation Fund

The Tenant Relocation Fund (1104) provides relocation assistance to eligible low-income tenants displaced by the rezoning, redevelopment, or change in use of property.

Summary of Revenue and Appropriations
FY 2015 Mayor's Proposed Budget
Tenant Relocation

	FY 2013 Adopted	FY 2014 Adopted	FY 2015 Proposed	\$ Change	% Change
Revenue					
Other Financing Sources	\$ 50,000	\$ 50,000	\$ 30,000	\$ (20,000)	-40%
Total Revenue	\$ 50,000	\$ 50,000	\$ 30,000	\$ (20,000)	
Fund Balance, July 1	-	-	-	-	
Total Funds Available	\$ 50,000	\$ 50,000	\$ 30,000	\$ (20,000)	
Appropriations					
Operating Expenditures					
Operating	\$ 50,000	\$ 50,000	\$ 30,000	\$ (20,000)	-40%
Total Appropriations	\$ 50,000	\$ 50,000	\$ 30,000	\$ (20,000)	
Fund Balance, June 30	\$ -	\$ -	\$ -	\$ -	


REVENUE STATEMENT

Acct. Code	DESCRIPTION	FY 2011 Actual	FY 2012 Actual	FY 2013 Actual	FY 2014 Adopted	FY 2014 Amended	FY 2014 Year to Date Thru February	FY 2014 Revised Estimate	FY 2015 Estimate	FY 2015 Estimate versus FY 2014 Revised	
										\$	%
45111	Interest	53	16	0	0	0	0	0	0	0	0.0%
45911	Transfer From General Service	40,000	50,000	20,000	50,000	50,000	0	50,000	30,000	(20,000)	-40.0%
Grand Total Revenue		40,053	50,016	20,000	50,000	50,000	0	50,000	30,000	(20,000)	-40.0%



4/2/2014

Operating Budget By Fund and Division



		Current Budget Year			Continuation		New or Expanded Service			
		1	2	3	4	5	6	7	8	9
		2013	2014	2014 YTD	2015	2015	2015	2015	2015	2015
		Actual	Original	Actual	Request	Mayor's	Council	Request	Mayor's	Council
Fund 1104	TENANT RELOCATION			Department	606200	Adult and Tenant Services				
Adopted Budget Control Levels										
Personnel										
Operating			50,000			30,000	30,000			
Transfers										
Capital										
Total			50,000			30,000	30,000			
Budget Detail (Information Only)										
Fund 1104	TENANT RELOCATION		Department	606201	Adult and Tenant Services Administration		Section	6213	Relocation Assistance	
Account										
78109 Assistance-Relocation			50,000			30,000	30,000			
Section 6213 Total			50,000			30,000	30,000			
Department 606201 Total			50,000			30,000	30,000			

Urban Services Districts Fund

The Urban Services Districts Fund (1115) was established to account for Refuse Collection, and Street Light and Street Cleaning services. There are six special service districts within this fund. These districts are based on the combination of services provided and are funded by an ad valorem tax rate established for each service.

District one is the FULL URBAN SERVICES DISTRICT. Property owners in this district receive all three of the available services.

Districts three through seven are PARTIAL URBAN SERVICE DISTRICTS. Property owners in these districts receive one or two of the available services.

**Summary of Revenue and Appropriations
FY 2015 Mayor's Proposed Budget
Full Urban Services District**

	FY 2013 Adopted	FY 2014 Adopted	FY 2015 Proposed	\$ Change	% Change
Revenue					
Ad Valorem Taxes	\$ 31,638,000	\$ 32,457,000	\$ 33,418,000	\$ 961,000	3%
Licenses and Permits	1,327,000	1,337,160	1,400,000	62,840	5%
Services	1,924,150	2,024,960	1,915,900	(109,060)	-5%
Fines and Forfeitures	1,400	3,000	3,000	-	
Intergovernmental	84,250	73,800	70,620	(3,180)	-4%
Property Sales	-	105,000	165,000	60,000	57%
Investments	-	-	40,000	40,000	
Other Income	103,200	101,800	107,000	5,200	5%
Total Revenue	\$ 35,078,000	\$ 36,102,720	\$ 37,119,520	\$ 1,016,800	3%
Fund Balance, July 1	17,686,842	22,250,000	22,500,000	250,000	1%
Total Funds Available	\$ 52,764,842	\$ 58,352,720	\$ 59,619,520	\$ 1,266,800	2%
Appropriations					
Operating Expenditures					
Personnel	\$ 14,420,040	\$ 15,470,260	\$ 14,991,710	\$ (478,550)	-3%
Debt Service	952,340	939,140	938,840	(300)	0%
Insurance	810,650	865,460	885,650	20,190	2%
Operating	20,639,721	20,579,400	20,825,070	245,670	1%
Transfers To\ (From) Other Funds	(2,529,224)	(2,529,220)	(2,329,120)	200,100	-8%
Total Operating	\$ 34,293,527	\$ 35,325,040	\$ 35,312,150	\$ 445,770	1%
Capital Expenditures					
CIP Capital	\$ 305,000	\$ 1,004,120	\$ 2,849,120	\$ 1,845,000	184%
Operating Capital	2,555,500	3,980,500	4,875,420	894,920	22%
Total Capital	\$ 2,860,500	\$ 4,984,620	\$ 7,724,540	\$ 2,739,920	55%
Total Appropriations	\$ 37,154,027	\$ 40,309,660	\$ 43,036,690	\$ 2,727,030	7%
Fund Balance, June 30	\$ 15,610,815	\$ 18,043,060	\$ 16,582,830	\$ (1,460,230)	-8%

REVENUE STATEMENT

Acct. Code	DESCRIPTION	FY 2011 Actual	FY 2012 Actual	FY 2013 Actual	FY 2014 Adopted	FY 2014 Amended	FY 2014 Year to Date Thru February	FY 2014 Revised Estimate	FY 2015 Estimate	FY 2015 Estimate versus FY 2014 Revised	
										\$	%
40220	Bank Franchise Fee	1,329,718	1,328,072	1,350,665	1,337,160	1,337,160	1,384,978	1,385,000	1,400,000	15,000	1.1%
40810	Realty Taxes	31,811,889	32,206,541	32,501,969	33,138,000	33,210,000	32,598,060	33,210,000	33,907,000	697,000	2.1%
40840	Personalty Taxes	0	0	0	0	0	0	0	0	0	0.0%
40870	Insurance Taxes Capital	0	0	0	0	0	0	0	0	0	0.0%
40900	PSC Taxes	381,918	285,253	283,884	216,000	227,000	281,969	282,000	227,000	(55,000)	-19.5%
40930	Property Tax Discount	(541,979)	(538,874)	(569,134)	(563,000)	(565,000)	(583,369)	(572,000)	(576,000)	(4,000)	0.7%
40960	Property Tax Commission	(350,000)	(350,000)	(350,000)	(350,000)	(350,000)	(350,000)	(350,000)	(350,000)	0	0.0%
40990	Delinquent - Realty and Personal	198,912	352,638	361,322	6,000	6,000	326,985	327,000	200,000	(127,000)	-38.8%
41020	Motor Vehicle Ad Valorem Tax	0	0	0	0	0	0	0	0	0	0.0%
41110	Supplementary Tax Bills	54,525	24,930	944	10,000	10,000	6,886	9,500	10,000	500	5.3%
41140	Omitted Tax	0	0	0	0	0	0	0	0	0	0.0%
42181	Rent Or Lease Income	2,500	4,000	3,000	2,500	2,500	2,500	5,000	4,000	(1,000)	-20.0%
42512	Commodities	2,364,102	2,364,522	2,112,843	2,016,210	2,016,210	1,265,782	1,990,224	1,900,000	(90,224)	-4.5%
42543	Landfill User Fee - Loan a Box	2,162	0	0	0	0	0	0	0	0	0.0%
42720	Transfer Station Garbage Fee	0	17	0	0	0	0	0	0	0	0.0%
42870	Dumpster Permit Fees	6,250	12,316	10,355	6,250	6,250	7,425	11,900	11,900	0	0.0%
42880	Dumpster Service Fee	90	0	0	0	0	0	0	0	0	0.0%
42881	Dead Animal Pick Up	0	0	45	0	0	180	0	0	0	0.0%
43710	Fines And Forfeitures	4,956	6,318	2,488	3,000	3,000	964	1,000	3,000	2,000	200.0%
44010	Intergovernmental - Federal	0	85,823	64,877	73,800	73,800	39,003	73,800	70,620	(3,180)	-4.3%
44840	Sales Of Surplus Equipment	662,554	291,618	317,956	105,000	105,000	87,749	88,000	165,000	77,000	87.5%
45111	Interest	14,032	43,275	32,070	0	0	14,115	40,000	40,000	0	0.0%
45144	Interest - Restricted, Eco Con	0	0	0	0	0	0	0	0	0	0.0%
45231	Adjustment Cost To Market	(61,395)	68,890	(51,140)	0	0	(374,863)	0	0	0	0.0%
45911	Transfer From General Service	0	290	0	0	0	0	0	0	0	0.0%
46600	Penalties And Interest	(21,713)	93,210	95,420	101,800	101,800	17,351	100,000	100,000	0	0.0%
46720	Miscellaneous	17,105	5,037	16,447	0	3,096	5,900	7,000	7,000	0	0.0%
Grand Total Revenue		35,875,625	36,283,878	36,184,011	36,102,720	36,186,816	34,731,614	36,608,424	37,119,520	511,096	1.4%



4/2/2014

Operating Budget By Fund and Division

Current Budget Year

Continuation

New or Expanded Service

	1 2013 Actual	2 2014 Original	3 2014 YTD Actual	4 2015 Request	5 2015 Mayor's	6 2015 Council	7 2015 Request	8 2015 Mayor's	9 2015 Council
Fund 1115 FULL URBAN SERVICES DISTRICT			Department 141401	Contract Debt					
Adopted Budget Control Levels									
Personnel									
Operating	913,750	939,140	845,720	938,840	938,840				
Transfers									
Capital									
Total	913,750	939,140	845,720	938,840	938,840				
Budget Detail (Information Only)									
Fund 1115 FULL URBAN SERVICES DISTRICT		Department	141401	Contract Debt		Section 1709	2010F GO Bond		
Account									
78401 Debt Service Principal	749,810	746,520	746,520	759,600	759,600				
78402 Debt Service Interest	67,950	59,000	32,390	45,620	45,620				
Section 1709 Total	817,760	805,520	778,910	805,220	805,220				
Fund 1115 FULL URBAN SERVICES DISTRICT		Department	141401	Contract Debt		Section 1710	2010G GO Bond		
Account									
78402 Debt Service Interest	95,990	133,620	66,810	133,620	133,620				
Section 1710 Total	95,990	133,620	66,810	133,620	133,620				
Department 141401 Total	913,750	939,140	845,720	938,840	938,840				



4/2/2014

Operating Budget By Fund and Division

Current Budget Year

Continuation

New or Expanded Service

	1 2013 Actual	2 2014 Original	3 2014 YTD Actual	4 2015 Request	5 2015 Mayor's	6 2015 Council	7 2015 Request	8 2015 Mayor's	9 2015 Council
Fund 1115 FULL URBAN SERVICES DISTRICT			Department 141402	Contingency					
Adopted Budget Control Levels									
Personnel		236,100		601,300	601,300				
Operating									
Transfers									
Capital									
Total		236,100		601,300	601,300				

Budget Detail (Information Only)

Fund 1115 FULL URBAN SERVICES DISTRICT	Department	141402	Contingency		Section 0001	Unallocated Subsection
Account						
63416 Lump Sum Termination Pay	75,000		75,000	75,000		
63417 Sick Pay Service Credit	75,000		75,000	75,000		
63811 Contingency			365,200	365,200		
63815 27th Pay	86,100		86,100	86,100		
Section 0001 Total	236,100		601,300	601,300		
Department 141402 Total	236,100		601,300	601,300		



4/2/2014

Operating Budget By Fund and Division

Current Budget Year

Continuation

New or Expanded Service

		1	2	3	4	5	6	7	8	9
		2013	2014	2014 YTD	2015	2015	2015	2015	2015	2015
		Actual	Original	Actual	Request	Mayor's	Council	Request	Mayor's	Council
Fund 1115	FULL URBAN SERVICES DISTRICT			Department 141403	Indirect Cost Allocation					
Adopted Budget Control Levels										
Personnel										
Operating		2,052,310	2,570,000	1,456,770	2,403,000	2,403,000		49,000		
Transfers										
Capital										
Total		2,052,310	2,570,000	1,456,770	2,403,000	2,403,000		49,000		
Budget Detail (Information Only)										
Fund 1115	FULL URBAN SERVICES DISTRICT		Department	141403	Indirect Cost Allocation		Section	0001	Unallocated Subsection	
Account										
78251	Indirect - General	2,052,310	2,570,000	1,456,770	2,403,000	2,403,000		49,000		
	Section 0001 Total	2,052,310	2,570,000	1,456,770	2,403,000	2,403,000		49,000		
	Department 141403 Total	2,052,310	2,570,000	1,456,770	2,403,000	2,403,000		49,000		



4/2/2014

Operating Budget By Fund and Division

Current Budget Year

Continuation

New or Expanded Service

	1 2013 Actual	2 2014 Original	3 2014 YTD Actual	4 2015 Request	5 2015 Mayor's	6 2015 Council	7 2015 Request	8 2015 Mayor's	9 2015 Council
Fund 1115 FULL URBAN SERVICES DISTRICT			Department	160300	Government Communications				
Adopted Budget Control Levels									
Personnel	552,220	594,340	377,830	551,980	551,980		68,960		
Operating	27,800	25,360	21,410						
Transfers									
Capital		699,120		699,120	699,120				
Total	580,020	1,318,820	399,240	1,251,100	1,251,100		68,960		

Budget Detail (Information Only)

Fund 1115 FULL URBAN SERVICES DISTRICT	Department	160301	Communications	Section	0001	Unallocated Subsection
Account						
73101 Property and Casualty Exce	120	760	580			
73102 Property and Casualty Self li	3,070		60			
75101 Operating Supplies and Expi	2,910	5,000	4,520			
75801 Equipment Under \$5000	17,360	14,600	15,850			
76101 Repairs and Maintenance	4,340	5,000	400			
Section 0001 Total	27,800	25,360	21,410			
Department 160301 Total	27,800	25,360	21,410			



4/2/2014

Operating Budget By Fund and Division

		Current Budget Year				Continuation	New or Expanded Service			
		1	2	3	4	5	6	7	8	9
		2013	2014	2014 YTD	2015	2015	2015	2015	2015	2015
		Actual	Original	Actual	Request	Mayor's	Council	Request	Mayor's	Council
Fund	1115 FULL URBAN SERVICES DISTRICT		Department	160302	Lex Call		Section	0001	Unallocated	Subsection
Account										
63111	Civil Service Salaries	394,570	499,700	266,870	504,500	504,500		67,100		
63152	Overtime-CERS	1,110		720						
63411	Longevity	440	1,130	300	1,150	1,150				
63413	Sick Leave	3,120	5,600	7,460	8,700	8,700				
63511	Pension Contributions	72,440	94,600	46,710	89,300	89,300		11,800		
63612	Health Insurance	5,200		4,200						
63615	Life/Health/Dental/Vision	47,400	92,500	32,230	91,600	91,600		7,700		
63621	FICA	22,240	31,400	15,210	31,900	31,900		4,200		
63622	Unemployment Insurance	690	1,410	750	1,230	1,230		160		
63624	Medicare Expense	5,010	7,300	3,380	7,500	7,500		1,000		
63951	Payroll Recovery-General		-110,000		-139,800	-139,800		-17,500		
63959	Payroll Recovery-Sanitary S		-22,000		-29,400	-29,400		-3,700		
63999	Payroll Recovery-Other		-7,300		-14,700	-14,700		-1,800		
91017	Remodeling		699,120		699,120	699,120				
	Section 0001 Total	552,220	1,293,460	377,830	1,251,100	1,251,100		68,960		
	Department 160302 Total	552,220	1,293,460	377,830	1,251,100	1,251,100		68,960		



4/2/2014

Operating Budget By Fund and Division

Current Budget Year

Continuation

New or Expanded Service

	1 2013 Actual	2 2014 Original	3 2014 YTD Actual	4 2015 Request	5 2015 Mayor's	6 2015 Council	7 2015 Request	8 2015 Mayor's	9 2015 Council
Fund 1115 FULL URBAN SERVICES DISTRICT			Department	160500	Human Resources				
Adopted Budget Control Levels									
Personnel									
Operating	3,330	13,780	3,110	5,630	5,630				
Transfers									
Capital									
Total	3,330	13,780	3,110	5,630	5,630				

Budget Detail (Information Only)

Fund 1115 FULL URBAN SERVICES DISTRICT	Department	160501	Human Resources Administration	Section	1911	HR Administration
Account						
73101 Property and Casualty Exces	10	2,280	1,760			
73102 Property and Casualty Self li	310		200			
Section 1911 Total	320	2,280	1,960			
Department 160501 Total	320	2,280	1,960			



4/2/2014

Operating Budget By Fund and Division

		Current Budget Year			Continuation	New or Expanded Service			
		2	3	4	5	6	7	8	9
		2014	2014 YTD	2015	2015	2015	2015	2015	2015
		Original	Actual	Request	Mayor's	Council	Request	Mayor's	Council
		1							
		2013							
		Actual							
Fund 1115	FULL URBAN SERVICES DISTRICT		Department	160504	Benefits and Payroll	Section	1922	Alcohol and Drug Testing	
Account									
71203	Prof Svc - Medical	3,010	8,000	1,150	4,000				
	Section 1922 Total	3,010	8,000	1,150	4,000				
Fund 1115	FULL URBAN SERVICES DISTRICT		Department	160504	Benefits and Payroll	Section	1923	Commercial Drivers License	
Account									
71203	Prof Svc - Medical		2,500		1,000				
73101	Property and Casualty Exces				20				
73102	Property and Casualty Self li				110				
75101	Operating Supplies and Expi		500						
	Section 1923 Total		3,000		1,130				
Fund 1115	FULL URBAN SERVICES DISTRICT		Department	160504	Benefits and Payroll	Section	1933	Occupational Physicals	
Account									
71203	Prof Svc - Medical		500		500				
	Section 1933 Total		500		500				
	Department 160504 Total	3,010	11,500	1,150	5,630				



4/2/2014

Operating Budget By Fund and Division

Current Budget Year

Continuation

New or Expanded Service

	1 2013 Actual	2 2014 Original	3 2014 YTD Actual	4 2015 Request	5 2015 Mayor's	6 2015 Council	7 2015 Request	8 2015 Mayor's	9 2015 Council
Fund 1115 FULL URBAN SERVICES DISTRICT				Department 160900	Risk Management				
Adopted Budget Control Levels									
Personnel	32,660	33,870	21,700						
Operating									
Transfers									
Capital									
Total	32,660	33,870	21,700						


Budget Detail (Information Only)

Fund	1115 FULL URBAN SERVICES DISTRICT	Department	160901	Risk Management Administration	Section	0001	Unallocated Subsection
Account							
63111 Civil Service Salaries	12,610	12,600	8,410				
63413 Sick Leave		500					
63511 Pension Contributions	2,300	2,400	1,470				
63615 Life/Health/Dental/Vision	1,510	1,200	1,020				
63621 FICA	710	800	480				
63622 Unemployment Insurance	20	40	20				
63624 Medicare Expense	160	200	110				
Section 0001 Total	17,310	17,740	11,510				
Department 160901 Total	17,310	17,740	11,510				



4/2/2014

Operating Budget By Fund and Division



		Current Budget Year			Continuation	New or Expanded Service				
		1	2	3	4	5	6	7	8	9
		2013	2014	2014 YTD	2015	2015	2015	2015	2015	2015
		Actual	Original	Actual	Request	Mayor's	Council	Request	Mayor's	Council
Fund 1115	FULL URBAN SERVICES DISTRICT		Department	160904	Safety Health and Env Comp		Section	1901	Safety and Loss Administration	
Account										
63111	Civil Service Salaries	11,180	11,200	7,460						
63413	Sick Leave		700							
63511	Pension Contributions	2,040	2,100	1,300						
63615	Life/Health/Dental/Vision	1,340	1,200	900						
63621	FICA	630	700	420						
63622	Unemployment Insurance	20	30	20						
63624	Medicare Expense	140	200	90						
Section 1901 Total		15,350	16,130	10,190						
Department 160904 Total		15,350	16,130	10,190						



4/2/2014

Operating Budget By Fund and Division

		Current Budget Year			Continuation		New or Expanded Service			
		1 2013 Actual	2 2014 Original	3 2014 YTD Actual	4 2015 Request	5 2015 Mayor's	6 2015 Council	7 2015 Request	8 2015 Mayor's	9 2015 Council
Fund 1115	FULL URBAN SERVICES DISTRICT			Department	202500	Computer Services				
Adopted Budget Control Levels										
Personnel		122,760	143,680	97,650		111,490		111,490		
Operating					970			970		
Transfers										
Capital										
Total		122,760	143,680	97,650		112,460		112,460		


Budget Detail (Information Only)

Fund 1115 FULL URBAN SERVICES DISTRICT		Department	202503	Applications/GIS	Section	0001	Unallocated Subsection
Account							
63111	Civil Service Salaries	86,960	100,300	64,440	76,600	76,600	
63152	Overtime-CERS	1,780		1,660	2,000	2,000	
63416	Lump Sum Termination Pay			6,610			
63511	Pension Contributions	16,200	18,900	11,540	13,900	13,900	
63612	Health Insurance	1,040		380			
63615	Life/Health/Dental/Vision	10,510	16,600	7,780	12,800	12,800	
63621	FICA	4,990	6,200	4,120	4,900	4,900	
63622	Unemployment Insurance	150	280	200	190	190	
63624	Medicare Expense	1,130	1,400	920	1,100	1,100	
73101	Property and Casualty Exces				120	120	
73102	Property and Casualty Self li				850	850	
Section 0001 Total		122,760	143,680	97,650	112,460	112,460	
Department 202503 Total		122,760	143,680	97,650	112,460	112,460	



4/2/2014

Operating Budget By Fund and Division



		Current Budget Year			Continuation	New or Expanded Service				
		1	2	3	4	5	6	7	8	9
		2013	2014	2014 YTD	2015	2015	2015	2015	2015	2015
		Actual	Original	Actual	Request	Mayor's	Council	Request	Mayor's	Council
Fund 1115	FULL URBAN SERVICES DISTRICT			Department 194100	Law					
Adopted Budget Control Levels										
Personnel		56,990	27,050	18,310	10,520	10,520				
Operating										
Transfers										
Capital										
Total		56,990	27,050	18,310	10,520	10,520				
Budget Detail (Information Only)										
Fund 1115	FULL URBAN SERVICES DISTRICT		Department	194101	Law Administration		Section 1961	Corporate Administration		
Account										
63111	Civil Service Salaries	17,400	16,500	11,780	7,400	7,400				
63122	Appointed Officials	2,400	2,400	1,600						
63413	Sick Leave		600		300	300				
63416	Lump Sum Termination Pay	8,080								
63417	Sick Pay Service Credit	16,990								
63511	Pension Contributions	6,750	3,600	2,340	1,300	1,300				
63615	Life/Health/Dental/Vision	2,250	2,400	1,620	900	900				
63621	FICA	2,490	1,200	760	500	500				
63622	Unemployment Insurance	60	50	40	20	20				
63624	Medicare Expense	570	300	170	100	100				
	Section 1961 Total	56,990	27,050	18,310	10,520	10,520				
	Department 194101 Total	56,990	27,050	18,310	10,520	10,520				



4/2/2014

Operating Budget By Fund and Division

Current Budget Year

Continuation

New or Expanded Service

	1 2013 Actual	2 2014 Original	3 2014 YTD Actual	4 2015 Request	5 2015 Mayor's	6 2015 Council	7 2015 Request	8 2015 Mayor's	9 2015 Council
Fund 1115 FULL URBAN SERVICES DISTRICT			Department	202100	Finance Administration				
Adopted Budget Control Levels									
Personnel									
Operating	13,730	21,760	16,580	21,760	21,760				
Transfers									
Capital									
Total	13,730	21,760	16,580	21,760	21,760				


Budget Detail (Information Only)

Fund	1115	FULL URBAN SERVICES DISTRICT	Department	202101	Finance Commissioners Office	Section	2011	Finance Administration
Account								
71201	Prof Svc - Legal	2,500	6,000	6,000	6,000			
71202	Prof Svc - Finance	11,230	15,760	10,580	15,760			
	Section 2011 Total	13,730	21,760	16,580	21,760			
	Department 202101 Total	13,730	21,760	16,580	21,760			



4/2/2014

Operating Budget By Fund and Division



		Current Budget Year			Continuation		New or Expanded Service			
		1	2	3	4	5	6	7	8	9
		2013	2014	2014 YTD	2015	2015	2015	2015	2015	2015
		Actual	Original	Actual	Request	Mayor's	Council	Request	Mayor's	Council
Fund 1115	FULL URBAN SERVICES DISTRICT			Department	303100	Environmental Quality & Public Wor				
Adopted Budget Control Levels										
Personnel		209,710	193,540	112,560	152,190	152,190				
Operating		45,970	255,340	24,080	97,870	97,870				
Transfers										
Capital										
Total		255,680	448,880	136,640	250,060	250,060				
Budget Detail (Information Only)										
Fund 1115	FULL URBAN SERVICES DISTRICT		Department	303101	Environmental Quality and Public Works Co		Section	3001	Public Works Administration	
Account										
63111	Civil Service Salaries	42,970	57,200	38,640	44,800	44,800				
63121	Non-Civil Service Salaries	8,370								
63152	Overtime-CERS	90								
63413	Sick Leave		1,900							
63511	Pension Contributions	9,390	10,800	6,750	7,900	7,900				
63615	Life/Health/Dental/Vision	6,160	6,600	4,670	5,300	5,300				
63621	FICA	2,890	3,700	2,190	2,800	2,800				
63622	Unemployment Insurance	90	160	110	110	110				
63624	Medicare Expense	650	900	490	700	700				
73101	Property and Casualty Exces	290			330	330				
73102	Property and Casualty Self I				2,270	2,270				
75101	Operating Supplies and Exp	270	9,000	120	500	500				
	Section 3001 Total	71,170	90,260	52,970	64,710	64,710				
Fund 1115	FULL URBAN SERVICES DISTRICT		Department	303101	Environmental Quality and Public Works Co		Section	3032	Traffic Engineering Travel	
Account										
73102	Property and Casualty Self I	7,020	2,790							
74101	Required Certification/Traini		4,000	2,570	4,000	4,000				
	Section 3032 Total	7,020	6,790	2,570	4,000	4,000				
Fund 1115	FULL URBAN SERVICES DISTRICT		Department	303101	Environmental Quality and Public Works Co		Section	3036	Streets, Roads Travel	
Account										
74102	Conferences and Other Trai	3,670	4,000	2,690	4,000	4,000				
	Section 3036 Total	3,670	4,000	2,690	4,000	4,000				
	Department 303101 Total	81,860	101,050	58,230	72,710	72,710				



4/2/2014

Operating Budget By Fund and Division

		Current Budget Year			Continuation		New or Expanded Service			
		1	2	3	4	5	6	7	8	9
		2013	2014	2014 YTD	2015	2015	2015	2015	2015	2015
		Actual	Original	Actual	Request	Mayor's	Council	Request	Mayor's	Council
Fund 1115	FULL URBAN SERVICES DISTRICT		Department	313101	Environmental Quality Administration		Section	3012	KY River Clean Sweep	
Account										
71399	Rent/Lease - Other	280								
75101	Operating Supplies and Exp		750							
75102	Food And Household Items	1,000	750							
	Section 3012 Total	1,280	1,500							
Fund 1115	FULL URBAN SERVICES DISTRICT		Department	313101	Environmental Quality Administration		Section	3013	Great American Cleanup	
Account										
75101	Operating Supplies and Exp		12,000							
75102	Food And Household Items	530	2,000							
	Section 3013 Total	530	14,000							
Fund 1115	FULL URBAN SERVICES DISTRICT		Department	313101	Environmental Quality Administration		Section	3035	Waste Management Travel	
Account										
73101	Property and Casualty Exces	100								
73102	Property and Casualty Self Li	2,500								
74102	Conferences and Other Trai	17,480	40,000	8,710	40,000	40,000				
	Section 3035 Total	20,080	40,000	8,710	40,000	40,000				
Fund 1115	FULL URBAN SERVICES DISTRICT		Department	313101	Environmental Quality Administration		Section	3101	Environmental Quality Admin	
Account										
63111	Civil Service Salaries	42,450	87,500	29,200	88,400	88,400				
63122	Appointed Officials	52,150	120,000	13,830	71,300	71,300				
63312	Seasonal	4,760								
63313	Part Time - Non-CERS	2,600		180						
63511	Pension Contributions	18,070	39,200	7,480	28,200	28,200				
63612	Health Insurance	520		760						
63615	Life/Health/Dental/Vision	11,470	15,400	5,170	12,800	12,800				
63621	FICA	5,630	12,900	2,430	9,900	9,900				
63622	Unemployment Insurance	180	580	120	380	380				
63624	Medicare Expense	1,270	3,000	540	2,300	2,300				
63951	Payroll Recovery-General		-54,300		-50,000	-50,000				
63959	Payroll Recovery-Sanitary S		-70,500		-49,000	-49,000				
63960	Payroll Recovery-Landfill		-23,700		-23,700	-23,700				
63999	Payroll Recovery-Other		-17,800							
72203	Cell Phones	820	3,500	630	2,000	2,000				
73101	Property and Casualty Exces				1,530	1,530				
73102	Property and Casualty Self Li				10,690	10,690				
74201	Business Travel	620	3,000							
75101	Operating Supplies and Exp		2,400		1,500	1,500				
75102	Food And Household Items	340	500		750	750				
75601	Clothing/Equipment - Other		300		300	300				
75801	Equipment Under \$5000	810	5,000	3,210	2,500	2,500				
76101	Repairs and Maintenance	3,270	1,500		1,500	1,500				
77801	Dues		2,000							
77802	Subscriptions and Publicatio		1,500							
	Section 3101 Total	144,960	131,980	63,550	111,350	111,350				



4/2/2014

Operating Budget By Fund and Division

		Current Budget Year			Continuation	New or Expanded Service			
		2	3	4	5	6	7	8	9
		2014	2014 YTD	2015	2015	2015	2015	2015	2015
		Original	Actual	Request	Mayor's	Council	Request	Mayor's	Council
Fund 1115	FULL URBAN SERVICES DISTRICT	Department	313101	Environmental Quality Administration		Section	3102	Env Qual Commissioner Travel	
Account									
74102	Conferences and Other Trai	6,600		2,500	2,500				
	Section 3102 Total	6,600		2,500	2,500				
Fund 1115	FULL URBAN SERVICES DISTRICT	Department	313101	Environmental Quality Administration		Section	3103	Environmental Policy Travel	
Account									
74102	Conferences and Other Trai	25,000	1,010	2,500	2,500				
	Section 3103 Total	25,000	1,010	2,500	2,500				
Fund 1115	FULL URBAN SERVICES DISTRICT	Department	313101	Environmental Quality Administration		Section	3104	Environmental Commission	
Account									
71299	Prof Svc - Other	150		1,000	1,000				
75101	Operating Supplies and Exp	220							
	Section 3104 Total	370		1,000	1,000				
Fund 1115	FULL URBAN SERVICES DISTRICT	Department	313101	Environmental Quality Administration		Section	3105	Environmental Safety	
Account									
75101	Operating Supplies and Exp	500							
75601	Clothing/Equipment - Other	150							
	Section 3105 Total	650							
	Department 313101 Total	173,820	229,130	73,270	157,350				



4/2/2014

Operating Budget By Fund and Division

Current Budget Year				Continuation	New or Expanded Service			
1	2	3	4	5	6	7	8	9
2013 Actual	2014 Original	2014 YTD Actual	2015 Request	2015 Mayor's	2015 Council	2015 Request	2015 Mayor's	2015 Council
Fund 1115 FULL URBAN SERVICES DISTRICT Account	Department	313102 Public Education			Section	3131 Recycling and Waste Pub Ed		
71299 Prof Svc - Other	13,500							
Section 3131 Total	13,500							
Fund 1115 FULL URBAN SERVICES DISTRICT Account	Department	313102 Public Education			Section	3142 Anti Litter Public Ed		
71299 Prof Svc - Other	25,000							
75101 Operating Supplies and Expi	10,000							
Section 3142 Total	35,000							
Department 313102 Total	48,500							



4/2/2014

Operating Budget By Fund and Division

		Current Budget Year			Continuation	New or Expanded Service			
		2	3	4	5	6	7	8	9
		2014	2014 YTD	2015	2015	2015	2015	2015	2015
		Original	Actual	Request	Mayor's	Council	Request	Mayor's	Council
1	2013								
Actual									
Fund 1115 FULL URBAN SERVICES DISTRICT	Department	313103	Special Projects			Section	3153	Water Quality Special Projects	
Account									
71299 Prof Svc - Other		15,000		10,000	10,000				
Section 3153 Total		15,000		10,000	10,000				
Fund 1115 FULL URBAN SERVICES DISTRICT	Department	313103	Special Projects			Section	3161	Recycling and Waste Special Proj	
Account									
71299 Prof Svc - Other		45,200	5,140	10,000	10,000				
75101 Operating Supplies and Expi		10,000							
Section 3161 Total		55,200	5,140	10,000	10,000				
Department 313103 Total		70,200	5,140	20,000	20,000				



4/2/2014

Operating Budget By Fund and Division

		Current Budget Year			Continuation	New or Expanded Service				
		1 2013 Actual	2 2014 Original	3 2014 YTD Actual	4 2015 Request	5 2015 Mayor's	6 2015 Council	7 2015 Request	8 2015 Mayor's	9 2015 Council
Fund 1115	FULL URBAN SERVICES DISTRICT			Department 303300	Streets and Roads					
Adopted Budget Control Levels										
Personnel		1,188,550	1,273,680	821,130	1,210,950	1,210,950				
Operating		778,740	892,030	427,810	680,800	680,800				
Transfers										
Capital					21,670	21,670				
Total		1,967,290	2,165,710	1,248,940	1,913,420	1,913,420				


Budget Detail (Information Only)

Fund 1115 FULL URBAN SERVICES DISTRICT		Department	303301	Street Maintenance and Construction		Section 0001	Unallocated Subsection
Account							
63111	Civil Service Salaries	201,260	139,880	69,060	110,300	110,300	
63152	Overtime-CERS	9,430		9,740	9,400	9,400	
63411	Longevity		130		130	130	
63413	Sick Leave		1,490		1,500	1,500	
63511	Pension Contributions	38,340	26,480	13,760	21,200	21,200	
63615	Life/Health/Dental/Vision	24,070	28,070	8,340	21,700	21,700	
63621	FICA	11,830	8,790	4,470	7,500	7,500	
63622	Unemployment Insurance	360	400	220	290	290	
63624	Medicare Expense	2,670	2,060	1,000	1,700	1,700	
63966	Payroll Recovery-Risk Mgmt			-13,590			
72105	Landfill User Fee	2,610		1,310	2,750	2,750	
73101	Property and Casualty Exces	8,220	4,550	3,520	4,830	4,830	
73102	Property and Casualty Self li	199,190	195,300	440	33,650	33,650	
77801	Dues	490		80	500	500	
95601	Radio Equipment				15,000	15,000	
Section 0001 Total		498,470	407,150	98,350	230,450	230,450	
Department 303301 Total		498,470	407,150	98,350	230,450	230,450	



4/2/2014

Operating Budget By Fund and Division

		Current Budget Year			Continuation	New or Expanded Service				
		1	2	3	4	5	6	7	8	9
		2013	2014	2014 YTD	2015	2015	2015	2015	2015	2015
		Actual	Original	Actual	Request	Mayor's	Council	Request	Mayor's	Council
Fund	1115 FULL URBAN SERVICES DISTRICT		Department	303302 Storm Sewer Construct and Maintenance			Section	0001 Unallocated Subsection		
Account										
63111	Civil Service Salaries	26,830	25,400	18,970	28,200	28,200				
63152	Overtime-CERS	280			300	300				
63411	Longevity		300		300	300				
63511	Pension Contributions	4,940	4,900	3,300	5,000	5,000				
63615	Life/Health/Dental/Vision	3,210	2,600	2,290	2,600	2,600				
63621	FICA	1,520	1,600	1,070	1,800	1,800				
63622	Unemployment Insurance	50	70	50	70	70				
63624	Medicare Expense	340	400	240	400	400				
Section 0001 Total		37,170	35,270	25,920	38,670	38,670				
Department 303302 Total		37,170	35,270	25,920	38,670	38,670				



4/2/2014

Operating Budget By Fund and Division

		Current Budget Year			Continuation	New or Expanded Service				
		1	2	3	4	5	6	7	8	9
		2013	2014	2014 YTD	2015	2015	2015	2015	2015	2015
		Actual	Original	Actual	Request	Mayor's	Council	Request	Mayor's	Council
Fund 1115	FULL URBAN SERVICES DISTRICT		Department	303303	Street Cleaning		Section	0001	Unallocated Subsection	
Account										
63111	Civil Service Salaries	448,970	568,900	268,730	556,600	556,600				
63152	Overtime-CERS	33,110	31,700	34,460	33,100	33,100				
63411	Longevity	1,330	1,790	70	1,460	1,460				
63413	Sick Leave	8,930	12,200	5,150	9,500	9,500				
63416	Lump Sum Termination Pay	5,280								
63417	Sick Pay Service Credit	11,580								
63419	Military Pay	2,070								
63511	Pension Contributions	90,350	113,800	53,000	104,500	104,500				
63612	Health Insurance	5,200		3,440						
63615	Life/Health/Dental/Vision	53,980	115,700	32,460	114,500	114,500				
63621	FICA	28,040	38,100	17,200	37,200	37,200				
63622	Unemployment Insurance	870	1,620	850	1,440	1,440				
63624	Medicare Expense	6,350	8,900	3,830	8,700	8,700				
63951	Payroll Recovery-General		-59,200		-34,400	-34,400				
63952	Payroll Recovery-Full Urban				-130,500	-130,500				
63999	Payroll Recovery-Other		-39,000		-54,700	-54,700				
72105	Landfill User Fee		150,000							
75101	Operating Supplies and Exp	3,820	7,000	2,440	7,000	7,000				
75601	Clothing/Equipment - Other	3,990	3,750	1,160	3,750	3,750				
75801	Equipment Under \$5000	2,090	4,000	760	4,000	4,000				
76101	Repairs and Maintenance	390	500	480	1,000	1,000				
76201	Vehicle and Equipment Fuel	155,620	158,550	77,290	142,000	142,000				
76331	Vehicle Repairs and Maint	301,850	291,640	203,700	382,000	382,000				
95601	Radio Equipment				6,670	6,670				
Section 0001 Total		1,163,820	1,409,950	705,020	1,193,820	1,193,820				
Department 303303 Total		1,163,820	1,409,950	705,020	1,193,820	1,193,820				



4/2/2014

Operating Budget By Fund and Division

		Current Budget Year			Continuation	New or Expanded Service				
		1	2	3	4	5	6	7	8	9
		2013	2014	2014 YTD	2015	2015	2015	2015	2015	2015
		Actual	Original	Actual	Request	Mayor's	Council	Request	Mayor's	Council
Fund 1115	FULL URBAN SERVICES DISTRICT		Department	303305	Streets and Roads-Others		Section	3801	Leaf Collection and Debris	
Account										
63111	Civil Service Salaries	53,640	74,700	111,730	153,700	153,700				
63152	Overtime-CERS	2,790	20,000	13,900	20,000	20,000				
63312	Seasonal	71,630	90,000	90,200	90,000	90,000				
63411	Longevity	20	190		420	420				
63413	Sick Leave		2,200		2,900	2,900				
63511	Pension Contributions	23,520	17,900	37,870	30,700	30,700				
63615	Life/Health/Dental/Vision	6,500	17,100	13,500	32,400	32,400				
63621	FICA	7,400	11,600	12,460	16,500	16,500				
63622	Unemployment Insurance	210	210	610	640	640				
63624	Medicare Expense	1,650	2,700	2,750	3,900	3,900				
71399	Rent/Lease - Other	180								
75101	Operating Supplies and Exp	1,600	3,000	2,420	3,000	3,000				
75601	Clothing/Equipment - Other	3,940	4,000	2,130	4,000	4,000				
75801	Equipment Under \$5000	9,400	5,000	4,830	5,000	5,000				
76101	Repairs and Maintenance	1,410	5,000	2,920	5,000	5,000				
76201	Vehicle and Equipment Fuel	35,850	17,420	35,470	40,000	40,000				
76331	Vehicle Repairs and Mainte	48,090	42,320	88,860	42,320	42,320				
Section 3801 Total		267,830	313,340	419,650	450,480	450,480				
Department 303305 Total		267,830	313,340	419,650	450,480	450,480				



4/2/2014

Operating Budget By Fund and Division

Current Budget Year

Continuation

New or Expanded Service

	1 2013 Actual	2 2014 Original	3 2014 YTD Actual	4 2015 Request	5 2015 Mayor's	6 2015 Council	7 2015 Request	8 2015 Mayor's	9 2015 Council
Fund 1115 FULL URBAN SERVICES DISTRICT			Department 303500	Waste Management					
Adopted Budget Control Levels									
Personnel	10,590,770	12,243,570	6,937,040	11,503,270	11,503,270		44,170		
Operating	9,959,430	11,756,250	5,911,000	12,505,400	12,505,400				
Transfers	108,000								
Capital	449,520	2,075,500	1,395,730	4,479,750	2,744,750				
Total	21,107,720	26,075,320	14,243,770	28,488,420	26,753,420		44,170		

Budget Detail (Information Only)

Fund 1115 FULL URBAN SERVICES DISTRICT	Department 303102	Landfill and Disposal	Section 3051	Disposal Administration
Account				
81110 Transfer to Landfill	108,000			
Section 3051 Total	108,000			
Department 303102 Total	108,000			



4/2/2014

Operating Budget By Fund and Division

		Current Budget Year			Continuation	New or Expanded Service				
		1	2	3	4	5	6	7	8	9
		2013	2014	2014 YTD	2015	2015	2015	2015	2015	2015
		Actual	Original	Actual	Request	Mayor's	Council	Request	Mayor's	Council
Fund 1115	FULL URBAN SERVICES DISTRICT		Department	303501	Waste Management Administration		Section	0001	Unallocated Subsection	
Account										
63111	Civil Service Salaries	1,253,740	1,450,280	907,750	1,490,700	1,490,700				
63121	Non-Civil Service Salaries	57,370	106,500	25,660	78,200	78,200				
63152	Overtime-CERS	42,270	100,000	29,260	50,000	50,000				
63313	Part Time - Non-CERS	12,980	166,400	15,180	132,800	132,800				
63314	Part Time - CERS	48,240		32,360						
63411	Longevity	2,310	3,040	1,070	640	640				
63413	Sick Leave	31,490	38,900	37,470	32,400	32,400				
63416	Lump Sum Termination Pay	50		24,420						
63417	Sick Pay Service Credit			20,720						
63511	Pension Contributions	256,140	344,980	177,450	309,600	309,600				
63612	Health Insurance	11,430		8,020						
63615	Life/Health/Dental/Vision	157,640	250,910	112,870	250,100	250,100				
63621	FICA	79,420	115,650	60,310	110,600	110,600				
63622	Unemployment Insurance	2,480	4,440	2,970	4,280	4,280				
63624	Medicare Expense	17,910	27,010	13,380	25,900	25,900				
63960	Payroll Recovery-Landfill		-120,000		-94,800	-94,800				
63966	Payroll Recovery-Risk Mgmt	-9,330		-4,950						
71203	Prof Svc - Medical		15,000		15,000	15,000				
71206	Prof Svc - Architect	4,000								
71208	Prof Svc - Information Servic		150,000	50,000	250,000	250,000				
71209	Prof Svc - Food Services		5,000		5,000	5,000				
71299	Prof Svc - Other	537,540	998,800	301,830	877,200	877,200				
71303	Rent/Lease - Equipment	8,340	16,000	6,000	16,000	16,000				
71399	Rent/Lease - Other	2,300	30,000	7,400	30,000	30,000				
72101	Electric			23,490	37,350	37,350				
72102	Gas	2,960	4,500							
72103	Water	1,120	1,660	1,580	2,840	2,840				
72104	Sewer User Fee	350	2,200		370	370				
72105	Landfill User Fee	1,350	8,900	580	1,220	1,220				
72107	Water Quality Management I	540	3,430		550	550				
72202	Landline Phones	6,350	6,610	4,230	6,610	6,610				
72203	Cell Phones	29,250	43,000	15,230	43,000	43,000				
72303	Equipment Communications	76,060	180,000	55,410	145,000	145,000				
73101	Property and Casualty Exces	35,450	71,340	55,220	102,720	102,720				
73102	Property and Casualty Self I	858,450	545,930	6,670	716,010	716,010				
73302	Recovery - Vehicle Loss			1,800						
73305	Recovery - Totaled Vehicles			96,920						
74201	Business Travel	140	5,950		5,000	5,000				
75101	Operating Supplies and Expi	142,730	141,650	114,170	141,650	141,650				
75102	Food And Household Items	3,240	8,700	1,540	5,000	5,000				
75601	Clothing/Equipment - Other	59,320	133,500	42,900	133,500	133,500				
75801	Equipment Under \$5000	46,360	30,000	21,580	23,000	23,000				
76101	Repairs and Maintenance	141,680	200,000	126,440	200,000	200,000				
76102	Software Maintenance	131,790	78,500	137,640	135,000	135,000				
76201	Vehicle and Equipment Fuel	1,997,710	1,884,960	1,046,500	1,884,960	1,884,960				
76331	Vehicle Repairs and Mainte	2,179,870	2,239,890	1,721,370	3,300,000	3,300,000				
76332	Vehicle Washes And Supplie	6,000	7,000	7,000	7,000	7,000				



4/2/2014

Operating Budget By Fund and Division

		Current Budget Year			Continuation		New or Expanded Service			
		1	2	3	4	5	6	7	8	9
		2013	2014	2014 YTD	2015	2015	2015	2015	2015	2015
		Actual	Original	Actual	Request	Mayor's	Council	Request	Mayor's	Council
77801	Dues	3,100	6,500	250	6,000	6,000				
77802	Subscriptions and Publicatio		1,000	110	500	500				
78201	Grant Match		7,590		22,660	22,660				
90511	Construction-Building Non-R		5,000							
90512	Shed				750,000	750,000				
95601	Radio Equipment		300,000	29,550	50,000					
96201	Computer Equipment	7,550								
96202	Software	22,220	80,000	3,250	80,000	80,000				
96205	Mobile Data Computer	27,230	25,000							
96468	Equipment	36,500	100,000	16,640	156,250	156,250				
Section 0001 Total		8,333,640	9,825,720	5,359,240	11,539,810	11,489,810				
Department 303501 Total		8,333,640	9,825,720	5,359,240	11,539,810	11,489,810				



4/2/2014


Operating Budget By Fund and Division

		Current Budget Year				Continuation	New or Expanded Service		
		1	2	3	4	5	6	7	8
		2013	2014	2014 YTD	2015	2015	2015	2015	2015
		Actual	Original	Actual	Request	Mayor's	Council	Request	Mayor's
Fund	1115 FULL URBAN SERVICES DISTRICT		Department	303502 Refuse Collection			Section	3501 Residential Refuse Collection	9
Account									2015 Council
63111	Civil Service Salaries	3,672,370	3,696,150	2,376,420	3,469,600	3,469,600			
63121	Non-Civil Service Salaries	378,150	412,660	242,860	366,000	366,000			
63152	Overtime-CERS	225,420	250,600	171,720	250,600	250,600			
63411	Longevity	6,570	6,350	3,970	4,800	4,800			
63413	Sick Leave	61,760	68,300	65,510	70,400	70,400			
63416	Lump Sum Termination Pay	27,890		9,190					
63417	Sick Pay Service Credit	39,860		28,170					
63419	Military Pay	4,210							
63511	Pension Contributions	788,400	824,730	492,550	722,900	722,900			
63612	Health Insurance	51,970		38,950					
63615	Life/Health/Dental/Vision	486,620	968,470	316,340	890,900	890,900			
63621	FICA	244,130	274,940	160,590	258,000	258,000			
63622	Unemployment Insurance	7,590	90,060	7,940	9,990	9,990			
63624	Medicare Expense	55,080	64,250	35,740	60,300	60,300			
71207	Prof Svc - Outside Labor	150,000	150,000	150,000	150,000	150,000			
71210	Prof Svc - Waste Disposal	730,320	747,000	21,210	747,000	747,000			
	Section 3501 Total	6,930,340	7,553,510	4,121,160	7,000,490	7,000,490			
Fund	1115 FULL URBAN SERVICES DISTRICT		Department	303502 Refuse Collection			Section	3511 Litter Abatement	
Account									
63111	Civil Service Salaries	50,460	65,500	20,270	16,400	16,400			
63152	Overtime-CERS	30		10					
63411	Longevity	1,070	1,390	430					
63413	Sick Leave	3,920	3,900						
63416	Lump Sum Termination Pay			13,560					
63417	Sick Pay Service Credit			19,730					
63511	Pension Contributions	9,600	12,600	6,980	2,900	2,900			
63612	Health Insurance	1,040		380					
63615	Life/Health/Dental/Vision	6,030	15,400	2,440	5,200	5,200			
63621	FICA	2,920	4,400	3,140	1,000	1,000			
63622	Unemployment Insurance	90	200	150	40	40			
63624	Medicare Expense	660	1,000	690	200	200			
	Section 3511 Total	75,820	104,390	67,780	25,740	25,740			
Fund	1115 FULL URBAN SERVICES DISTRICT		Department	303502 Refuse Collection			Section	3512 Loan-A-Box	
Account									
96455	Refuse Carts	9,590	10,500		10,500	10,500			
	Section 3512 Total	9,590	10,500		10,500	10,500			
Fund	1115 FULL URBAN SERVICES DISTRICT		Department	303502 Refuse Collection			Section	3513 Alley Cleanup	
Account									
63111	Civil Service Salaries	102,620	137,900	56,530	613,600	613,600			
63121	Non-Civil Service Salaries			4,620					
63152	Overtime-CERS	6,000		8,500	8,000	8,000			
63411	Longevity	900	1,110	520	680	680			
63413	Sick Leave	1,960	1,900	2,000	2,000	2,000			



4/2/2014

Operating Budget By Fund and Division

		Current Budget Year			Continuation	New or Expanded Service				
		1	2	3	4	5	6	7	8	9
		2013	2014	2014 YTD	2015	2015	2015	2015	2015	2015
		Actual	Original	Actual	Request	Mayor's	Council	Request	Mayor's	Council
63416	Lump Sum Termination Pay			3,150						
63417	Sick Pay Service Credit			9,180						
63511	Pension Contributions	20,430	26,300	13,760	110,000	110,000				
63612	Health Insurance	2,080		1,530						
63615	Life/Health/Dental/Vision	12,260	30,800	7,380	157,900	157,900				
63621	FICA	6,190	8,700	4,640	38,700	38,700				
63622	Unemployment Insurance	180	390	230	1,500	1,500				
63624	Medicare Expense	1,400	2,000	1,040	9,100	9,100				
Section 3513 Total		154,020	209,100	113,080	941,480	941,480				
Fund 1115	FULL URBAN SERVICES DISTRICT		Department	303502	Refuse Collection		Section 3521	Herbie Cart Delivery and Repair		
Account										
96455	Refuse Carts	346,430	600,000	327,420	600,000	600,000				
Section 3521 Total		346,430	600,000	327,420	600,000	600,000				
Department 303502 Total		7,516,200	8,477,500	4,629,440	8,578,210	8,578,210				



4/2/2014

Operating Budget By Fund and Division

		Current Budget Year				Continuation	New or Expanded Service		
		1	2	3	4	5	6	7	8
		2013	2014	2014 YTD	2015	2015	2015	2015	2015
		Actual	Original	Actual	Request	Mayor's	Council	Request	Mayor's
Fund 1115 FULL URBAN SERVICES DISTRICT			Department	303503 Dumpster Program			Section	3532 Dumpster Collection	9
Account									2015 Council
63111	Civil Service Salaries	864,600	872,300	481,000	717,300	717,300			
63152	Overtime-CERS	69,940	70,800	29,730	70,800	70,800			
63411	Longevity	3,430	2,940	1,560	2,180	2,180			
63413	Sick Leave	32,700	34,600	13,590	25,600	25,600			
63416	Lump Sum Termination Pay	8,720		8,210					
63417	Sick Pay Service Credit	32,310		11,910					
63511	Pension Contributions	177,130	178,700	91,390	139,600	139,600			
63612	Health Insurance	9,870		6,870					
63615	Life/Health/Dental/Vision	103,910	191,000	57,990	157,900	157,900			
63621	FICA	55,100	60,800	29,910	50,600	50,600			
63622	Unemployment Insurance	1,700	2,510	1,490	1,960	1,960			
63624	Medicare Expense	12,400	14,200	6,700	11,800	11,800			
71210	Prof Svc - Waste Disposal	453,500	543,500		543,500	543,500			
Section 3532 Total		1,825,310	1,971,350	740,350	1,721,240	1,721,240			
Fund 1115 FULL URBAN SERVICES DISTRICT			Department	303503 Dumpster Program			Section	3541 Other Dumpster	
Account									
63111	Civil Service Salaries		292,660	9,060					
63152	Overtime-CERS			170					
63511	Pension Contributions		55,290	1,630					
63615	Life/Health/Dental/Vision		61,280	1,110					
63621	FICA		18,130	550					
63622	Unemployment Insurance		860	30					
63624	Medicare Expense		4,230	120					
Section 3541 Total			432,450	12,670					
Department 303503 Total		1,825,310	2,403,800	753,020	1,721,240	1,721,240			



4/2/2014

Operating Budget By Fund and Division

		Current Budget Year				Continuation	New or Expanded Service		
		1	2	3	4	5	6	7	8
		2013	2014	2014 YTD	2015	2015	2015	2015	2015
		Actual	Original	Actual	Request	Mayor's	Council	Request	Mayor's
Fund 1115 FULL URBAN SERVICES DISTRICT			Department	303504 Recycling Program			Section	3551 Residential Recyc Collection	9
Account									2015 Council
63111	Civil Service Salaries	5,680	28,200	19,560	25,900	25,900			
63152	Overtime-CERS	150		1,200	1,500	1,500			
63416	Lump Sum Termination Pay			130					
63511	Pension Contributions	1,070	5,300	3,610	4,800	4,800			
63612	Health Insurance	520							
63615	Life/Health/Dental/Vision	710	5,900	2,360	7,600	7,600			
63621	FICA	340	1,700	1,180	1,700	1,700			
63622	Unemployment Insurance	10	80	60	70	70			
63624	Medicare Expense	80	400	260	400	400			
71299	Prof Svc - Other		2,700						
71399	Rent/Lease - Other		16,000						
72101	Electric		10						
72103	Water	1,110	3,780	640	1,210	1,210			
72104	Sewer User Fee	90	150	150	150	150			
72105	Landfill User Fee	60	60	30	60	60			
72107	Water Quality Management I		5,630						
Section 3551 Total		9,820	69,910	29,180	43,390	43,390			
Fund 1115 FULL URBAN SERVICES DISTRICT			Department	303504 Recycling Program			Section	3552 Downtown and Business Recycling	
Account									
75801	Equipment Under \$5000	1,090	50,000						
Section 3552 Total		1,090	50,000						
Fund 1115 FULL URBAN SERVICES DISTRICT			Department	303504 Recycling Program			Section	3561 Rosie Cart Delivery and Repair	
Account									
96455	Refuse Carts			20,260					
Section 3561 Total				20,260					
Department 303504 Total		10,910	119,910	49,440	43,390	43,390			



4/2/2014


Operating Budget By Fund and Division

		Current Budget Year		Continuation		New or Expanded Service			
		1	2	3	4	5	6	7	8
		2013	2014	2014 YTD	2015	2015	2015	2015	2015
		Actual	Original	Actual	Request	Mayor's	Council	Request	Mayor's
Fund	1115 FULL URBAN SERVICES DISTRICT		Department	303505	Materials Recovery Facility		Section	3571	Materials Recovery
Account									
63111	Civil Service Salaries	518,560	530,700	301,750	406,200	406,200			
63121	Non-Civil Service Salaries	38,240	42,400	25,620	42,800	42,800		30,500	
63152	Overtime-CERS	138,090	50,000	76,890	150,000	150,000			
63313	Part Time - Non-CERS	3,380							
63411	Longevity	1,290	450	500	470	470			
63413	Sick Leave	14,810	12,900	10,470	10,900	10,900			
63416	Lump Sum Termination Pay	1,520		1,830					
63511	Pension Contributions	127,120	117,800	70,550	105,900	105,900		5,400	
63612	Health Insurance	7,280		4,580					
63615	Life/Health/Dental/Vision	66,830	102,500	39,500	81,500	81,500		5,900	
63621	FICA	39,220	39,500	22,960	37,800	37,800		1,900	
63622	Unemployment Insurance	1,220	1,630	1,140	1,460	1,460		70	
63624	Medicare Expense	8,840	9,200	5,120	8,900	8,900		400	
63960	Payroll Recovery-Landfill		-23,500		-23,500	-23,500			
71205	Prof Svc - Engineer	-160	50,000		50,000	50,000			
71207	Prof Svc - Outside Labor	1,042,180	1,000,000	683,280	1,000,000	1,000,000			
71299	Prof Svc - Other	85,110	197,000	22,600	197,000	197,000			
71303	Rent/Lease - Equipment	18,970	130,000	44,170	45,000	45,000			
72101	Electric	86,950	83,890	54,280	83,900	83,900			
72102	Gas	23,450	28,450	14,190	19,750	19,750			
72103	Water	1,660	1,690	1,330	2,170	2,170			
72104	Sewer User Fee	740	790	610	880	880			
72107	Water Quality Management I	4,470	4,990	2,940	4,640	4,640			
75101	Operating Supplies and Expi	61,250	70,000	41,480	70,000	70,000			
75102	Food And Household Items	2,880	7,000	1,270	4,000	4,000			
75801	Equipment Under \$5000	20,230	30,000	16,530	30,000	30,000			
76101	Repairs and Maintenance	179,090	250,000	110,100	250,000	250,000			
76201	Vehicle and Equipment Fuel	6,280	50,000	3,570					
78201	Grant Match			28,000					
90511	Construction-Building Non-R				360,000				
93011	Street-Paving/Resurfacing				50,000				
96468	Equipment		955,000	955,000	1,275,000				
Section 3571 Total		2,499,500	3,742,390	2,540,260	4,264,770	2,579,770		44,170	
Fund	1115 FULL URBAN SERVICES DISTRICT		Department	303505	Materials Recovery Facility		Section	3572	Household Haz. Waste Facility
Account									
71210	Prof Svc - Waste Disposal	3,810	350,000	960					
71299	Prof Svc - Other		10,000		10,000	10,000			
Section 3572 Total		3,810	360,000	960	10,000	10,000			
Fund	1115 FULL URBAN SERVICES DISTRICT		Department	303505	Materials Recovery Facility		Section	3573	Electronic Recycling
Account									
71299	Prof Svc - Other		103,000		18,000	18,000			
Section 3573 Total			103,000		18,000	18,000			
Department 303505 Total		2,503,310	4,205,390	2,541,220	4,292,770	2,607,770		44,170	



4/2/2014


Operating Budget By Fund and Division

		Current Budget Year			Continuation	New or Expanded Service				
		1	2	3	4	5	6	7	8	9
		2013	2014	2014 YTD	2015	2015	2015	2015	2015	2015
		Actual	Original	Actual	Request	Mayor's	Council	Request	Mayor's	Council
Fund 1115	FULL URBAN SERVICES DISTRICT		Department	303506	Composting Program		Section	0001	Unallocated Subsection	
Account										
71205	Prof Svc - Engineer		65,000		65,000	65,000				
71299	Prof Svc - Other	465,470	500,000	397,780	500,000	500,000				
90316	Landfill Improvements				350,000	350,000				
90322	Concrete Pad				750,000	750,000				
Section 0001 Total		465,470	565,000	397,780	1,665,000	1,665,000				
Department 303506 Total		465,470	565,000	397,780	1,665,000	1,665,000				



4/2/2014

Operating Budget By Fund and Division



		Current Budget Year				Continuation	New or Expanded Service			
		1	2	3	4	5	6	7	8	9
		2013	2014	2014 YTD	2015	2015	2015	2015	2015	2015
		Actual	Original	Actual	Request	Mayor's	Council	Request	Mayor's	Council
Fund 1115	FULL URBAN SERVICES DISTRICT		Department	303507	Yard Waste Collections		Section	3581	Residential Yard Waste Coll	
Account										
71207	Prof Svc - Outside Labor	177,910	178,000	367,380	400,000	400,000				
75101	Operating Supplies and Expi	166,970	300,000	102,640	200,000	200,000				
Section 3581 Total		344,880	478,000	470,020	600,000	600,000				
Fund 1115	FULL URBAN SERVICES DISTRICT		Department	303507	Yard Waste Collections		Section	3591	Cart Delivery and Repair	
Account										
96455	Refuse Carts			43,610	48,000	48,000				
Section 3591 Total				43,610	48,000	48,000				
Department 303507 Total		344,880	478,000	513,630	648,000	648,000				



4/2/2014

Operating Budget By Fund and Division

		Current Budget Year			Continuation	New or Expanded Service				
		1	2	3	4	5	6	7	8	9
		2013	2014	2014 YTD	2015	2015	2015	2015	2015	2015
		Actual	Original	Actual	Request	Mayor's	Council	Request	Mayor's	Council
Fund 1115	FULL URBAN SERVICES DISTRICT			Department	303600	Traffic Engineering				
Adopted Budget Control Levels										
Personnel		142,080	161,080	97,640	183,460	183,460				
Operating		5,023,480	5,507,840	3,472,830	5,556,210	5,556,210				
Transfers		-2,529,220	-2,529,220		-2,529,220	-2,329,120				
Capital		8,520	300,000	77,480	300,000	300,000				
Total		2,644,860	3,439,700	3,647,950	3,510,450	3,710,550				

Budget Detail (Information Only)

Fund 1115 FULL URBAN SERVICES DISTRICT		Department	303601	Traffic Engineering Administration		Section	0001	Unallocated Subsection
Account								
63111	Civil Service Salaries	103,100	112,900	70,840	129,000	129,000		
63411	Longevity		50		40	40		
63413	Sick Leave		3,100		3,200	3,200		
63511	Pension Contributions	18,800	21,300	12,370	22,800	22,800		
63612	Health Insurance	520		760				
63615	Life/Health/Dental/Vision	12,380	14,500	8,560	18,000	18,000		
63621	FICA	5,790	7,200	4,020	8,200	8,200		
63622	Unemployment Insurance	180	330	200	320	320		
63624	Medicare Expense	1,310	1,700	890	1,900	1,900		
73101	Property and Casualty Exces	1,540	40,990	31,680	110	110		
73102	Property and Casualty Self li	37,400		3,840	790	790		
Section 0001 Total		181,020	202,070	133,160	184,360	184,360		
Department 303601 Total		181,020	202,070	133,160	184,360	184,360		



4/2/2014

Operating Budget By Fund and Division

		Current Budget Year				Continuation	New or Expanded Service			
		1 2013 Actual	2 2014 Original	3 2014 YTD Actual	4 2015 Request	5 2015 Mayor's	6 2015 Council	7 2015 Request	8 2015 Mayor's	9 2015 Council
Fund 1115	FULL URBAN SERVICES DISTRICT		Department	303604	Street Lights		Section	0001	Unallocated Subsection	
Account										
72302	Street Light Rental	4,984,540	5,466,850	3,437,310	5,553,310	5,553,310				
75101	Operating Supplies and Exp				2,000	2,000				
81601	Transfer from General	-2,529,220	-2,529,220		-2,529,220	-2,329,120				
93111	Construction-Street Lighting	8,520	300,000	77,480	300,000	300,000				
	Section 0001 Total	2,463,840	3,237,630	3,514,790	3,326,090	3,526,190				
	Department 303604 Total	2,463,840	3,237,630	3,514,790	3,326,090	3,526,190				



4/2/2014

Operating Budget By Fund and Division

Current Budget Year

Continuation

New or Expanded Service

	1 2013 Actual	2 2014 Original	3 2014 YTD Actual	4 2015 Request	5 2015 Mayor's	6 2015 Council	7 2015 Request	8 2015 Mayor's	9 2015 Council
Fund 1115 FULL URBAN SERVICES DISTRICT			Department 313200	Environmental Policy					
Adopted Budget Control Levels									
Personnel	509,690	563,350	310,170	488,360	488,360				
Operating	204,470	319,970	53,470	297,940	297,940				
Transfers									
Capital									
Total	714,160	883,320	363,640	786,300	786,300				


Budget Detail (Information Only)

Fund 1115 FULL URBAN SERVICES DISTRICT	Department	313201	Environmental Policy		Section	3012	KY River Clean Sweep
Account							
75101 Operating Supplies and Exp				750			750
75102 Food And Household Items				750			750
Section 3012 Total				1,500			1,500
Fund 1115 FULL URBAN SERVICES DISTRICT	Department	313201	Environmental Policy		Section	3013	Great American Cleanup
Account							
75101 Operating Supplies and Exp				12,000			12,000
75102 Food And Household Items				2,000			2,000
Section 3013 Total				14,000			14,000
Fund 1115 FULL URBAN SERVICES DISTRICT	Department	313201	Environmental Policy		Section	3091	Compliance Administration
Account							
63111 Civil Service Salaries	355,460	899,400	208,650	822,500			822,500
63312 Seasonal		3,000		3,000			3,000
63313 Part Time - Non-CERS		10,000	4,520	30,000			30,000
63411 Longevity	2,090	2,150	1,410	2,160			2,160
63413 Sick Leave	13,770	15,400	14,250	15,900			15,900
63416 Lump Sum Termination Pay			350				
63511 Pension Contributions	65,180	172,200	36,580	151,000			151,000
63612 Health Insurance	5,200		3,820				
63615 Life/Health/Dental/Vision	42,750	113,900	25,140	102,000			102,000
63621 FICA	20,090	57,700	12,140	54,200			54,200
63622 Unemployment Insurance	620	2,550	600	2,100			2,100
63624 Medicare Expense	4,530	13,500	2,710	12,700			12,700
63959 Payroll Recovery-Sanitary S		-297,520		-226,300			-226,300
63960 Payroll Recovery-Landfill		-285,400		-244,800			-244,800
63999 Payroll Recovery-Other		-143,530		-236,100			-236,100
71208 Prof Svc - Information Servic		2,000		2,000			2,000
71299 Prof Svc - Other			250				
72203 Cell Phones	3,140	3,500	1,180	3,500			3,500
73101 Property and Casualty Exces	170	1,520	1,170	1,380			1,380
73102 Property and Casualty Self I	4,210		140	9,630			9,630
74201 Business Travel	4,100	5,000	550	5,000			5,000
75101 Operating Supplies and Exp	3,240	2,500	4,060	7,500			7,500



4/2/2014

Operating Budget By Fund and Division

		Current Budget Year			Continuation	New or Expanded Service				
		1	2	3	4	5	6	7	8	9
		2013	2014	2014 YTD	2015	2015	2015	2015	2015	2015
		Actual	Original	Actual	Request	Mayor's	Council	Request	Mayor's	Council
75102	Food And Household Items	40								
75601	Clothing/Equipment - Other	140	3,250	100	3,000	3,000				
75801	Equipment Under \$5000	650	5,000	230	5,000	5,000				
76101	Repairs and Maintenance	1,220	3,500	120	3,500	3,500				
77801	Dues	2,670	3,750	280	7,000	7,000				
77802	Subscriptions and Publicatio	170	1,000	150	1,000	1,000				
78201	Grant Match	5,050								
Section 3091 Total		534,490	594,370	318,400	536,870	536,870				
Fund 1115	FULL URBAN SERVICES DISTRICT		Department	313201	Environmental Policy		Section	3092	Remediation and Compliance	
Account										
71205	Prof Svc - Engineer	460								
71208	Prof Svc - Information Servic	1,580	2,000	340	2,000	2,000				
71299	Prof Svc - Other	23,180	100,000	11,410	50,000	50,000				
75101	Operating Supplies and Expi	1,300	2,500	100	2,500	2,500				
75102	Food And Household Items	70								
Section 3092 Total		26,590	104,500	11,850	54,500	54,500				
Fund 1115	FULL URBAN SERVICES DISTRICT		Department	313201	Environmental Policy		Section	3093	Environmental Initiative	
Account										
71208	Prof Svc - Information Servic		3,500		3,500	3,500				
71299	Prof Svc - Other	7,880	10,000	4,440	10,000	10,000				
75101	Operating Supplies and Expi	770	2,500		2,000	2,000				
Section 3093 Total		8,650	16,000	4,440	15,500	15,500				
Fund 1115	FULL URBAN SERVICES DISTRICT		Department	313201	Environmental Policy		Section	3095	Environmental Education and Ou	
Account										
71208	Prof Svc - Information Servic	2,760	3,500	3,320	3,500	3,500				
71299	Prof Svc - Other	5,330	5,000	610	5,000	5,000				
75101	Operating Supplies and Expi	1,780	2,500	440	2,500	2,500				
75801	Equipment Under \$5000	710								
78112	Assistance-Other	133,850	150,000	24,580	150,000	150,000				
Section 3095 Total		144,430	161,000	28,950	161,000	161,000				
Fund 1115	FULL URBAN SERVICES DISTRICT		Department	313201	Environmental Policy		Section	3099	Energy Improvement for Envir	
Account										
71299	Prof Svc - Other		7,450		2,930	2,930				
Section 3099 Total			7,450		2,930	2,930				
Department 313201 Total		714,160	883,320	363,640	786,300	786,300				



4/2/2014

Operating Budget By Fund and Division

Current Budget Year

Continuation

New or Expanded Service

	1 2013 Actual	2 2014 Original	3 2014 YTD Actual	4 2015 Request	5 2015 Mayor's	6 2015 Council	7 2015 Request	8 2015 Mayor's	9 2015 Council
Fund 1115 FULL URBAN SERVICES DISTRICT									
Adopted Budget Control Levels									
Personnel				178,190	178,190		193,510		
Operating	50,880	82,530	36,810	16,140	16,140		205,000	125,000	
Transfers									
Capital		1,910,000	2,350,320	3,962,000	3,959,000				
Total	50,880	1,992,530	2,387,130	4,156,330	4,153,330		398,510	125,000	


Budget Detail (Information Only)

Fund 1115 FULL URBAN SERVICES DISTRICT	Department	707301	Fleet Services Operations	Section	0001	Unallocated Subsection
Account						
63111 Civil Service Salaries			77,600			130,600
63121 Non-Civil Service Salaries			39,600			
63152 Overtime-CERS			4,000			
63511 Pension Contributions			21,400			23,100
63615 Life/Health/Dental/Vision			26,000			29,500
63621 FICA			7,500			8,100
63622 Unemployment Insurance			290			310
63624 Medicare Expense			1,800			1,900
74101 Required Certification/Training	190	4,330	390	4,330		
74102 Conferences and Other Training	5,650	9,500	4,630	9,500		
76102 Software Maintenance		1,700		1,700		
96951 Automobiles Except Police			54,000	54,000		
96954 Street Sweeper			370,000	370,000		
96958 Truck-Light Duty		60,000	150,000	150,000		
96959 Truck-Medium Duty			380,000	380,000		
96962 Truck-Refuse Collection		1,800,000	2,350,320	2,900,000		
97453 Trailer			3,000			
97455 Utility Bed		50,000				
97651 Off Road Construction Equipment			30,000	30,000		
97652 Leaf Loaders			75,000	75,000		
Section 0001 Total	5,840	1,925,530	2,355,340	4,155,720		193,510
Department 707301 Total	5,840	1,925,530	2,355,340	4,155,720		193,510



4/2/2014

Operating Budget By Fund and Division



		Current Budget Year			Continuation	New or Expanded Service				
		1	2	3	4	5	6	7	8	9
		2013	2014	2014 YTD	2015	2015	2015	2015	2015	2015
		Actual	Original	Actual	Request	Mayor's	Council	Request	Mayor's	Council
Fund 1115	FULL URBAN SERVICES DISTRICT		Department	707501	Building Maintenance		Section	7041	Bld Maint Old Frankfort Pike	
Account										
71211	Prof Svc - Custodial	21,580	20,000	11,870				65,000	65,000	
71299	Prof Svc - Other							50,000	50,000	
73101	Property and Casualty Exces	40			80	80				
73102	Property and Casualty Self li	930			530	530				
75101	Operating Supplies and Expi	1,660	2,000	6,810				10,000	10,000	
76101	Repairs and Maintenance	20,830	45,000	13,110				80,000		
Section 7041 Total		45,040	67,000	31,790	610	610		205,000	125,000	
Department 707501 Total		45,040	67,000	31,790	610	610		205,000	125,000	

Police Confiscated - Federal Fund

Police Confiscated Federal Fund (1131) - Accounts for Fayette County's share of confiscated assets distributed based upon our participation in **federal** cases governed by the Department of Justice.

Summary of Revenue and Appropriations
FY 2015 Mayor's Proposed Budget
Police Confiscated Federal

	FY 2013 Adopted	FY 2014 Adopted	FY 2015 Proposed	\$ Change	% Change
Revenue					
Intergovernmental	\$ 250,000	\$ 150,000	\$ 300,000	\$ 150,000	100%
Total Revenue	\$ 250,000	\$ 150,000	\$ 300,000	\$ 150,000	100%
Fund Balance, July 1	400,000	484,000	300,000	(184,000)	-38%
Total Funds Available	\$ 650,000	\$ 634,000	\$ 600,000	\$ (34,000)	-5%
Appropriations					
Operating Expenditures					
Personnel	\$ 150,000	\$ 150,000	\$ 100,000	\$ (50,000)	-33%
Operating	490,000	445,000	430,000	(15,000)	-3%
Total Operating	\$ 640,000	\$ 595,000	\$ 530,000	\$ (65,000)	-11%
Capital Expenditures					
Operating Capital	\$ -	\$ 13,000	\$ -	\$ (13,000)	-100%
Total Capital	\$ -	\$ 13,000	\$ -	\$ (13,000)	-100%
Total Appropriations	\$ 640,000	\$ 608,000	\$ 530,000	\$ (78,000)	-13%
Fund Balance, June 30	\$ 10,000	\$ 26,000	\$ 70,000	\$ 44,000	169%


REVENUE STATEMENT

Acct. Code	DESCRIPTION	FY 2011 Actual	FY 2012 Actual	FY 2013 Actual	FY 2014 Adopted	FY 2014 Amended	FY 2014 Year to Date Thru February	FY 2014 Revised Estimate	FY 2015 Estimate	FY 2015 Estimate versus FY 2014 Revised	
										\$	%
43710	Fines And Forfeitures	0	0	0	0	0	0	0	0	0	0.0%
44010	Intergovernmental - Federal	0	0	6,030	0	0	0	0	0	0	0.0%
44015	Intergovernmental - Conf Fed	381,138	247,787	464,533	150,000	150,000	287,695	300,000	300,000	0	0.0%
44130	Citation Fees - State	0	0	0	0	0	0	0	0	0	0.0%
44840	Sales Of Surplus Equipment	33,591	9,728	0	0	0	0	0	0	0	0.0%
45111	Interest	736	114	138	0	0	70	0	0	0	0.0%
Grand Total Revenue		415,465	257,629	470,702	150,000	150,000	287,765	300,000	300,000	0	0.0%



4/2/2014

Operating Budget By Fund and Division



		Current Budget Year				Continuation		New or Expanded Service		
		1	2	3	4	5	6	7	8	9
		2013	2014	2014 YTD	2015	2015	2015	2015	2015	2015
		Actual	Original	Actual	Request	Mayor's	Council	Request	Mayor's	Council
Fund 1131	POLICE CONFISCATED FEDERAL			Department 505500	Police					
Adopted Budget Control Levels										
Personnel		64,300	150,000	73,850	100,000	100,000				
Operating		403,260	445,000	187,880	430,000	430,000				
Transfers										
Capital		10,000	13,000	9,650						
Total		477,560	608,000	271,380	530,000	530,000				
Budget Detail (Information Only)										
Fund 1131	POLICE CONFISCATED FEDERAL		Department 505501	Chief's Office			Section 5511	Chief's Office Operations		
Account										
63131	Police and Fire Sworn			1,220						
63155	OT F and P-Unsch Not Pen	64,300	150,000	70,910	100,000	100,000				
63418	Training Incentive			10						
63513	Pension - Police/Fire			440						
63616	BP - P and F			170						
63622	Unemployment Insurance			200						
63624	Medicare Expense			900						
71299	Prof Svc - Other	165,760	10,000	260	10,000	10,000				
71303	Rent/Lease - Equipment	9,260	10,000	4,670	10,000	10,000				
74101	Required Certification/Trainin	9,920	15,000	2,460	50,000	50,000				
74102	Conferences and Other Trair	56,480	170,000	66,410	170,000	170,000				
75101	Operating Supplies and Expe	22,510	40,000	3,020	40,000	40,000				
75602	Clothing/Equip - Public Safel	21,710								
75801	Equipment Under \$5000	117,620	200,000	111,060	150,000	150,000				
90511	Construction-Building Non-R	10,000								
96468	Equipment		13,000							
97453	Trailer			9,650						
Section 5511 Total		477,560	608,000	271,380	530,000	530,000				
Department 505501 Total		477,560	608,000	271,380	530,000	530,000				

Police Confiscated - State Fund

Police Confiscated State Fund (1132) - Accounts for Fayette County's share of confiscated assets distributed based upon our participation in **state** cases.

Summary of Revenue and Appropriations
FY 2015 Mayor's Proposed Budget
Police Confiscated State

	FY 2013 Adopted	FY 2014 Adopted	FY 2015 Proposed	\$ Change	% Change
Revenue					
Intergovernmental	\$ 250,000	\$ 150,000	\$ 300,000	\$ 150,000	100%
Total Revenue	\$ 250,000	\$ 150,000	\$ 300,000	\$ 150,000	100%
Fund Balance, July 1	300,000	789,000	600,000	(189,000)	-24%
Total Funds Available	\$ 550,000	\$ 939,000	\$ 900,000	\$ (39,000)	-4%
Appropriations					
Operating	\$ 281,500	\$ 386,500	\$ 492,000	\$ 105,500	27%
Total Operating	\$ 281,500	\$ 386,500	\$ 492,000	\$ 105,500	27%
Capital Expenditures					
CIP Capital	\$ -	\$ 100,000	\$ 100,000	\$ -	
Operating Capital	-	420,000	270,000	(150,000)	-36%
Total Capital	\$ -	\$ 520,000	\$ 370,000	\$ (150,000)	-29%
Total Appropriations	\$ 281,500	\$ 906,500	\$ 862,000	\$ (44,500)	-5%
Fund Balance, June 30	\$ 268,500	\$ 32,500	\$ 38,000	\$ 5,500	17%

REVENUE STATEMENT

Acct. Code	DESCRIPTION	FY 2011 Actual	FY 2012 Actual	FY 2013 Actual	FY 2014 Adopted	FY 2014 Amended	FY 2014 Year to Date Thru February	FY 2014 Revised Estimate	FY 2015 Estimate	FY 2015 Estimate versus FY 2014 Revised	
										\$	%
44045	Intergovernmental - Conf State	292,809	268,941	122,436	150,000	150,000	286,352	300,000	300,000	0	0.0%
44840	Sales Of Surplus Equipment	0	0	6,895	0	0	0	0	0	0	0.0%
45111	Interest	832	183	0	0	0	0	0	0	0	0.0%
46510	Contributions	0	0	0	0	0	6,316	0	0	0	0.0%
Grand Total Revenue		293,641	269,124	129,331	150,000	150,000	292,668	300,000	300,000	0	0.0%



4/2/2014

Operating Budget By Fund and Division

Current Budget Year

Continuation

New or Expanded Service

	1 2013 Actual	2 2014 Original	3 2014 YTD Actual	4 2015 Request	5 2015 Mayor's	6 2015 Council	7 2015 Request	8 2015 Mayor's	9 2015 Council
Fund 1132 POLICE CONFISCATED STATE			Department	505500	Police				
Adopted Budget Control Levels									
Personnel									
Operating	199,540	386,500	71,620	492,000	492,000				
Transfers									
Capital	281,500	520,000	8,550	370,000	370,000				
Total	481,040	906,500	80,170	862,000	862,000				

Budget Detail (Information Only)

Fund	1132	POLICE CONFISCATED STATE	Department	505501	Chief's Office	Section	5511	Chief's Office Operations
Account								
71215	Prof Svc - Testing	200						
71299	Prof Svc - Other	11,250	25,000	3,250	25,000			25,000
71302	Rent/Lease - Buildings	22,280	20,000	12,190	25,000			25,000
72101	Electric	1,500	1,500	960	2,000			2,000
75101	Operating Supplies and Exp		5,000		5,000			5,000
75602	Clothing/Equip - Public Safel	35,130	50,000		50,000			50,000
75801	Equipment Under \$5000	5,490	150,000		150,000			150,000
76101	Repairs and Maintenance	79,500	75,000	42,350	175,000			175,000
76201	Vehicle and Equipment Fuel	44,190	60,000	12,870	60,000			60,000
91014	Maintenance Parking Lot		100,000		100,000			100,000
91017	Remodeling	116,890						
95601	Radio Equipment				50,000			50,000
95805	Audio Visual Equipment	122,730						
96202	Software	6,340						
96203	Desktops and Laptops	13,520	220,000	8,550	220,000			220,000
96401	Furniture	4,290	200,000					
98252	Helicopter	17,730						
	Section 5511 Total	481,040	906,500	80,170	862,000			862,000
	Department 505501 Total	481,040	906,500	80,170	862,000			862,000

Public Safety Fund

Public Safety Fund (1133) - Accounts for Fayette County's share of an additional fee of \$20 imposed by the state in criminal cases. All funds distributed to local governments must be used for payment of expenditures for operation of the police department or for housing or transporting prisoners.

Summary of Revenue and Appropriations
FY 2015 Mayor's Proposed Budget
Public Safety Fund

	FY 2013 Adopted	FY 2014 Adopted	FY 2015 Proposed	\$ Change	% Change
Revenue					
Intergovernmental	\$ 200,000	\$ 200,000	\$ 200,000	\$ -	
Total Revenue	\$ 200,000	\$ 200,000	\$ 200,000	\$ -	
Fund Balance, July 1	600,000	780,000		(780,000)	-100%
Total Funds Available	\$ 800,000	\$ 980,000	\$ 200,000	\$ (780,000)	-80%
Appropriations					
Operating Expenditures					
Transfers To\ (From) Other Funds	\$ 200,000	\$ 200,000	\$ 200,000	\$ -	
Total Operating	\$ 200,000	\$ 200,000	\$ 200,000	\$ -	
Capital Expenditures					
CIP Capital	\$ 100,000	\$ -	\$ -	\$ -	
Operating Capital	25,000	-	-	-	
Total Capital	\$ 125,000	\$ -	\$ -	\$ -	
Total Appropriations	\$ 325,000	\$ 200,000	\$ 200,000	\$ -	
Fund Balance, June 30	\$ 475,000	\$ 780,000	\$ -	\$ (780,000)	-100%

REVENUE STATEMENT

Acct. Code	DESCRIPTION	FY 2011 Actual	FY 2012 Actual	FY 2013 Actual	FY 2014 Adopted	FY 2014 Amended	FY 2014 Year to Date Thru February	FY 2014 Revised Estimate	FY 2015 Estimate	FY 2015 Estimate versus FY 2014 Revised	
										\$	%
44130	Citation Fees - State	393,884	340,031	333,397	200,000	200,000	142,799	200,000	200,000	0	0.0%
45111	Interest	218	95	0	0	0	0	0	0	0	0.0%
45925	Transfer From Other Funds	312,153	0	0	0	0	0	0	0	0	0.0%
Grand Total Revenue		706,255	340,127	333,397	200,000	200,000	142,799	200,000	200,000	0	0.0%



4/2/2014

Operating Budget By Fund and Division

Current Budget Year

Continuation

New or Expanded Service

1	2	3	4	5	6	7	8	9
2013	2014	2014 YTD	2015	2015	2015	2015	2015	2015
Actual	Original	Actual	Request	Mayor's	Council	Request	Mayor's	Council

Department 505300 Enhanced 911/Emergency Managei

Fund 1133 PUBLIC SAFETY FUND

Adopted Budget Control Levels

Personnel

Operating

Transfers

Capital 28,330

Total 28,330

Budget Detail (Information Only)

Fund	1133	PUBLIC SAFETY FUND	Department	505201	DEM Administration	Section	0001	Unallocated Subsection
------	------	--------------------	------------	--------	--------------------	---------	------	------------------------

Account

90511 Construction-Building Non-R 28,330

Section 0001 Total 28,330

Department 505201 Total 28,330



4/2/2014

Operating Budget By Fund and Division

Current Budget Year

Continuation

New or Expanded Service

1	2	3	4	5	6	7	8	9
2013	2014	2014 YTD	2015	2015	2015	2015	2015	2015
Actual	Original	Actual	Request	Mayor's	Council	Request	Mayor's	Council

Department 505400 Community Corrections

Fund 1133 PUBLIC SAFETY FUND

Adopted Budget Control Levels

Personnel

Operating

Transfers

Capital 48,510

Total 48,510

Budget Detail (Information Only)

Fund 1133 PUBLIC SAFETY FUND	Department 505401	Administrative Services	Section 5411	Detention Administration
------------------------------	-------------------	-------------------------	--------------	--------------------------

Account

96201 Computer Equipment 22,540

Section 5411 Total 22,540

Fund 1133 PUBLIC SAFETY FUND

Department 505401 Administrative Services

Section 5412 Det Building and Grounds Maint.

Account

90511 Construction-Building Non-R 25,970

Section 5412 Total 25,970

Department 505401 Total 48,510



4/2/2014

Operating Budget By Fund and Division

Current Budget Year

Continuation

New or Expanded Service

1	2	3	4	5	6	7	8	9
2013	2014	2014 YTD	2015	2015	2015	2015	2015	2015
Actual	Original	Actual	Request	Mayor's	Council	Request	Mayor's	Council

Department 505500 Police

Fund 1133 PUBLIC SAFETY FUND

Adopted Budget Control Levels

Personnel

Operating

Transfers

200,000

200,000

200,000

200,000

Capital

Total

200,000

200,000

200,000

200,000

Budget Detail (Information Only)

Fund 1133 PUBLIC SAFETY FUND

Department

505501

Chief's Office

Section

5511

Chief's Office Operations

Account

81101 Transfer to General

200,000

200,000

200,000

200,000

Section 5511 Total

200,000

200,000

200,000

200,000

Department 505501 Total

200,000

200,000

200,000

200,000

Municipal Aid Program Fund

Municipal Aid Funds (1136) - Account for Fayette County's share of the state gasoline tax (allocation of funds is based on population). Major projects are street resurfacing and road improvements. The use of these funds is RESTRICTED to: supervising, inspecting, building, and all expenses incidental to the construction, reconstruction, or maintenance of ***urban*** roads/streets; including planning, locating, surveying and mapping, preparing roadway plans, acquisition of rights-of-way, relocation of utilities, lighting, and the elimination of hazards.

**Summary of Revenue and Appropriations
FY 2015 Mayor's Proposed Budget
Municipal Aid Program**

	FY 2013 Adopted	FY 2014 Adopted	FY 2015 Proposed	\$ Change	% Change
Revenue					
Intergovernmental	\$ 6,335,357	\$ 6,917,860	\$ 6,917,860	\$ -	
Total Revenue	\$ 6,335,357	\$ 6,917,860	\$ 6,917,860	\$ -	
Fund Balance, July 1	1,500,000	5,000,000	5,000,000	-	
Total Funds Available	\$ 7,835,357	\$ 11,917,860	\$ 11,917,860	\$ -	
Appropriations					
Operating Expenditures					
Personnel	\$ 34,180	\$ 14,400	\$ 14,430	\$ 30	0%
Operating	6,500	6,500	1,320,010	1,313,510	20208%
Transfers To\From Other Funds	1,577,610	2,883,200	2,882,310	(890)	0%
Total Operating	1,618,290	2,904,100	4,216,750	1,312,650	45%
Capital Expenditures					
CIP Capital	4,530,000	3,455,000	5,276,580	1,821,580	53%
Total Capital	4,530,000	3,455,000	5,276,580	1,821,580	53%
Total Appropriations	6,148,290	6,359,100	9,493,330	3,134,230	49%
Fund Balance, June 30	1,687,067	5,558,760	2,424,530	(3,134,230)	-56%

REVENUE STATEMENT

Acct. Code	DESCRIPTION	FY 2011 Actual	FY 2012 Actual	FY 2013 Actual	FY 2014 Adopted	FY 2014 Amended	FY 2014 Year to Date Thru February	FY 2014 Revised Estimate	FY 2015 Estimate	FY 2015 Estimate versus FY 2014 Revised	
										\$	%
42150	Ground Leases	0	0	0	0	0	0	0	0	0	0.0%
44040	Intergovernmental - State/Oth	5,393,177	6,338,858	6,857,371	6,917,860	6,917,860	4,687,060	6,917,860	6,917,860	0	0.0%
45111	Interest	6,335	964	839	0	0	434	0	0	0	0.0%
45924	Transfer From Grants	0	0	(0)	0	0	728	0	0	0	0.0%
46510	Contributions	0	0	0	0	0	0	0	0	0	0.0%
46720	Miscellaneous	0	31,492	75,681	0	0	0	0	0	0	0.0%
Grand Total Revenue		5,399,513	6,371,314	6,933,891	6,917,860	6,917,860	4,688,222	6,917,860	6,917,860	0	0.0%



4/2/2014

Operating Budget By Fund and Division

Current Budget Year

Continuation

New or Expanded Service

	1 2013 Actual	2 2014 Original	3 2014 YTD Actual	4 2015 Request	5 2015 Mayor's	6 2015 Council	7 2015 Request	8 2015 Mayor's	9 2015 Council
Fund 1136 MUNICIPAL AID PROGRAM			Department 303200	Engineering					
Adopted Budget Control Levels									
Personnel	14,980	14,400	6,470	14,430	14,430				
Operating	928,130	6,500	92,820	1,320,010	1,320,010				
Transfers	765,000	775,000		775,000	775,000				
Capital	88,040	1,475,000	821,620	3,117,200	3,117,200				
Total	1,796,150	2,270,900	920,910	5,226,640	5,226,640				


Budget Detail (Information Only)

Fund 1136 MUNICIPAL AID PROGRAM	Department	303201	Engineering Administration	Section 0001	Unallocated Subsection
Account					
78201 Grant Match		41,890			
81101 Transfer to General	765,000	775,000	775,000	775,000	
Section 0001 Total	765,000	775,000	41,890	775,000	775,000
Department 303201 Total	765,000	775,000	41,890	775,000	775,000



4/2/2014

Operating Budget By Fund and Division



		Current Budget Year			Continuation	New or Expanded Service				
		1	2	3	4	5	6	7	8	9
		2013	2014	2014 YTD	2015	2015	2015	2015	2015	2015
		Actual	Original	Actual	Request	Mayor's	Council	Request	Mayor's	Council
Fund 1136	MUNICIPAL AID PROGRAM		Department	303202	Design and Engineering Service		Section	3211	Design and Engineering Admin	
Account										
78201	Grant Match	874,870		1,010						
	Section 3211 Total	874,870		1,010						
Fund 1136	MUNICIPAL AID PROGRAM		Department	303202	Design and Engineering Service		Section	3225	Engineering Trails	
Account										
78201	Grant Match				1,310,790	1,310,790				
	Section 3225 Total				1,310,790	1,310,790				
Fund 1136	MUNICIPAL AID PROGRAM		Department	303202	Design and Engineering Service		Section	3226	Pavement Management	
Account										
63311	Temporary	12,050	13,400	5,230	13,400	13,400				
63511	Pension Contributions	2,110		880						
63621	FICA	650	800	290	800	800				
63622	Unemployment Insurance	20		10	30	30				
63624	Medicare Expense	150	200	60	200	200				
71299	Prof Svc - Other		4,000		4,000	4,000				
71303	Rent/Lease - Equipment				1,570	1,570				
74101	Required Certification/Trainin	750	1,000	1,000	1,000	1,000				
75101	Operating Supplies and Expi		300	300	300	300				
75801	Equipment Under \$5000		1,200	300	1,200	1,200				
76101	Repairs and Maintenance				1,150	1,150				
	Section 3226 Total	15,730	20,900	8,070	23,650	23,650				
Fund 1136	MUNICIPAL AID PROGRAM		Department	303202	Design and Engineering Service		Section	3251	Construction Management	
Account										
78201	Grant Match	52,510		48,320						
91715	Construction-Street	88,040	1,475,000	821,620	3,117,200	3,117,200				
	Section 3251 Total	140,550	1,475,000	869,940	3,117,200	3,117,200				
	Department 303202 Total	1,031,150	1,495,900	879,020	4,451,640	4,451,640				



4/2/2014

Operating Budget By Fund and Division

Current Budget Year

Continuation

New or Expanded Service

	1 2013 Actual	2 2014 Original	3 2014 YTD Actual	4 2015 Request	5 2015 Mayor's	6 2015 Council	7 2015 Request	8 2015 Mayor's	9 2015 Council
Fund 1136 MUNICIPAL AID PROGRAM			Department	303300	Streets and Roads				
Adopted Budget Control Levels									
Personnel									
Operating									
Transfers	812,610	2,108,200	1,076,420	2,107,310	2,107,310				
Capital	3,985,830	1,780,000	264,090	1,216,380	1,216,380				
Total	4,798,440	3,888,200	1,340,510	3,323,690	3,323,690				

Budget Detail (Information Only)

Fund	1136	MUNICIPAL AID PROGRAM	Department	303301	Street Maintenance and Construction	Section	0001	Unallocated Subsection
Account								
81101	Transfer to General	812,610	2,108,200	1,076,420	2,107,310			
93011	Street-Paving/Resurfacing	3,985,830	1,780,000	264,090	1,216,380			
	Section 0001 Total	4,798,440	3,888,200	1,340,510	3,323,690			
	Department 303301 Total	4,798,440	3,888,200	1,340,510	3,323,690			



4/2/2014

Operating Budget By Fund and Division

Current Budget Year

Continuation

New or Expanded Service

	1 2013 Actual	2 2014 Original	3 2014 YTD Actual	4 2015 Request	5 2015 Mayor's	6 2015 Council	7 2015 Request	8 2015 Mayor's	9 2015 Council
Fund 1136 MUNICIPAL AID PROGRAM			Department	303600	Traffic Engineering				
Adopted Budget Control Levels									
Personnel									
Operating									
Transfers									
Capital	213,030	200,000	22,690	943,000	943,000				
Total	213,030	200,000	22,690	943,000	943,000				

Budget Detail (Information Only)

Fund 1136 MUNICIPAL AID PROGRAM		Department	303602	Traffic Engineering Operations		Section	3601	Traffic Operations Admin
Account								
91612 Traffic Counters Monitors	31,560	25,000	10,040	25,000	25,000			
Section 3601 Total	31,560	25,000	10,040	25,000	25,000			
Fund 1136 MUNICIPAL AID PROGRAM		Department	303602	Traffic Engineering Operations		Section	3602	Traffic Calming
Account								
91611 Traffic Signal Equipment	181,470	175,000	12,650					
Section 3602 Total	181,470	175,000	12,650					
Fund 1136 MUNICIPAL AID PROGRAM		Department	303602	Traffic Engineering Operations		Section	3603	Traffic Signals
Account								
91611 Traffic Signal Equipment				918,000	918,000			
Section 3603 Total				918,000	918,000			
Department 303602 Total	213,030	200,000	22,690	943,000	943,000			

This Page Left Intentionally Blank

County Aid Program Fund

County Aid Fund (1137)- Accounts for Fayette County's share of the state gasoline tax (allocation of funds is based on population). Major projects are street resurfacing and road improvements. The use of these funds is RESTRICTED to: supervising, inspecting, building and all expenses incidental to the construction, reconstruction, or maintenance of ***rural*** roads/streets; including planning, locating, surveying and mapping, preparing roadway plans, acquisition of rights-of-way, relocation of utilities, lighting, and the elimination of hazards.

**Summary of Revenue and Appropriations
FY 2015 Mayor's Proposed Budget
County Aid Program**

	FY 2013 Adopted	FY 2014 Adopted	FY 2015 Proposed	\$ Change	% Change
Revenue					
Intergovernmental	\$ 888,393	\$ 904,200	\$ 904,200	\$ -	
Total Revenue	\$ 888,393	\$ 904,200	\$ 904,200	\$ -	
Fund Balance, July 1	1,700,000	2,100,000	2,300,000	200,000	10%
Total Funds Available	\$ 2,588,393	\$ 3,004,200	\$ 3,204,200	\$ 200,000	7%
Appropriations					
Operating Expenditures					
Operating	\$ -	\$ -	\$ 80	\$ 80	
Total Operating	\$ -	\$ -	\$ 80	\$ 80	
Capital Expenditures					
CIP Capital	\$ 700,000	\$ 700,000	\$ 896,450	\$ 196,450	28%
Total Capital	\$ 700,000	\$ 700,000	\$ 896,450	\$ 196,450	28%
Total Appropriations	\$ 700,000	\$ 700,000	\$ 896,530	\$ 196,530	28%
Fund Balance, June 30	\$ 1,888,393	\$ 2,304,200	\$ 2,307,670	\$ 3,470	0%

REVENUE STATEMENT

Acct. Code	DESCRIPTION	FY 2011 Actual	FY 2012 Actual	FY 2013 Actual	FY 2014 Adopted	FY 2014 Amended	FY 2014 Year to Date Thru February	FY 2014 Revised Estimate	FY 2015 Estimate	FY 2015 Estimate versus FY 2014 Revised	
										\$	%
42780	Industrial Rev Bond Issue Fee	0	0	25,425	0	0	0	0	0	0	0.0%
44040	Intergovernmental - State/Oth	870,438	956,320	854,301	904,200	904,202	617,590	904,200	904,200	0	0.0%
45111	Interest	1,504	294	19	0	0	13	0	0	0	0.0%
Grand Total Revenue		871,942	956,614	879,746	904,200	904,202	617,603	904,200	904,200	0	0.0%



4/2/2014

Operating Budget By Fund and Division

Current Budget Year

Continuation

New or Expanded Service

	1 2013 Actual	2 2014 Original	3 2014 YTD Actual	4 2015 Request	5 2015 Mayor's	6 2015 Council	7 2015 Request	8 2015 Mayor's	9 2015 Council
Fund 1137 COUNTY AID PROGRAM			Department	303300	Streets and Roads				
Adopted Budget Control Levels									
Personnel									
Operating				80	80				
Transfers									
Capital	384,030	700,000		896,450	896,450				
Total	384,030	700,000		896,530	896,530				

Budget Detail (Information Only)

Fund	1137	COUNTY AID PROGRAM	Department	303301	Street Maintenance and Construction	Section	0001	Unallocated Subsection
Account								
75103		Software - Operating			80			80
91712		Construction-Bridges			225,860			225,860
91715		Construction-Street			25,000			25,000
91716		Construction-Cracksealing			60,000			60,000
91717		Construction-Guardrail			15,950			15,950
91718		Pipe/Headwall/Culvert/Ditch			569,640			569,640
93011		Street-Paving/Resurfacing						
		Section 0001 Total			896,530			896,530
		Department 303301 Total			896,530			896,530

Mineral Severance Fund

Mineral Severance (1138) - Accounts for receipts and disbursements of the Mineral Severance Tax received from the Commonwealth of Kentucky.

**Summary of Revenue and Appropriations
FY 2015 Mayor's Proposed Budget
Mineral Severance Fund**

	FY 2013 Adopted	FY 2014 Adopted	FY 2015 Proposed	\$ Change	% Change
Revenue					
Intergovernmental	\$ -	\$ -	\$ 100,000	\$ 100,000	
Total Revenue	\$ -	\$ -	\$ 100,000	\$ 100,000	
Fund Balance, July 1	300,000	327,600	425,000	97,400	30%
Total Funds Available	\$ 300,000	\$ 327,600	\$ 525,000	\$ 197,400	60%
Appropriations					
Capital Expenditures					
CIP Capital	\$ 100,000	\$ 225,000	\$ 500,000	\$ 275,000	122%
Total Capital	\$ 100,000	\$ 225,000	\$ 500,000	\$ 275,000	122%
Total Appropriations	\$ 100,000	\$ 225,000	\$ 500,000	\$ 275,000	122%
Fund Balance, June 30	\$ 200,000	\$ 102,600	\$ 25,000	\$ (77,600)	-76%

REVENUE STATEMENT

Acct. Code	DESCRIPTION	FY 2011 Actual	FY 2012 Actual	FY 2013 Actual	FY 2014 Adopted	FY 2014 Amended	FY 2014 Year to Date Thru February	FY 2014 Revised Estimate	FY 2015 Estimate	FY 2015 Estimate versus FY 2014 Revised	
										\$	%
44100	Mineral Severance Tax	231,043	117,003	64,003	0	0	257,460	200,000	100,000	(100,000)	-50.0%
45111	Interest	265	58	6	0	0	4	0	0	0	0.0%
Grand Total Revenue		231,307	117,061	64,009	0	0	257,464	200,000	100,000	(100,000)	--



4/2/2014

Operating Budget By Fund and Division

Current Budget Year

Continuation

New or Expanded Service

	1 2013 Actual	2 2014 Original	3 2014 YTD Actual	4 2015 Request	5 2015 Mayor's	6 2015 Council	7 2015 Request	8 2015 Mayor's	9 2015 Council
Fund 1138 MINERAL SEVERANCE FUND			Department	303300	Streets and Roads				
Adopted Budget Control Levels									
Personnel									
Operating									
Transfers									
Capital	65,920	150,000		500,000	500,000				
Total	65,920	150,000		500,000	500,000				

Budget Detail (Information Only)

Fund 1138 MINERAL SEVERANCE FUND	Department	303301	Street Maintenance and Construction	Section	0001	Unallocated Subsection
Account						
93011 Street-Paving/Resurfacing	65,920	150,000	500,000	500,000		
Section 0001 Total	65,920	150,000	500,000	500,000		
Department 303301 Total	65,920	150,000	500,000	500,000		



4/2/2014

Operating Budget By Fund and Division

Current Budget Year

Continuation

New or Expanded Service

	1	2	3	4	5	6	7	8	9
	2013	2014	2014 YTD	2015	2015	2015	2015	2015	2015
	Actual	Original	Actual	Request	Mayor's	Council	Request	Mayor's	Council
Fund 1138 MINERAL SEVERANCE FUND									
Adopted Budget Control Levels									
Personnel									
Operating									
Transfers									
Capital		75,000	19,710						
Total		75,000	19,710						

Budget Detail (Information Only)

Fund 1138 MINERAL SEVERANCE FUND	Department	707602	Parks Planning and Design	Section	7221	Planning and Design Admin.
Account						
90319 Construction-Park Area		75,000	19,710			
Section 7221 Total		75,000	19,710			
Department 707602 Total		75,000	19,710			

This Page Left Intentionally Blank

Coal Severance Fund

Coal Severance (1139) - Accounts for receipts and disbursements of the Coal Severance Tax received from the Commonwealth of Kentucky.

**Summary of Revenue and Appropriations
FY 2015 Mayor's Proposed Budget
Coal Severance Fund**

	FY 2013 Adopted	FY 2014 Adopted	FY 2015 Proposed	\$ Change	% Change
Revenue					
Intergovernmental	\$ -	\$ -	\$ 75,000	\$ 75,000	
Total Revenue	\$ -	\$ -	\$ 75,000	\$ 75,000	
Fund Balance, July 1	200,000	321,500	200,000	(121,500)	-38%
Total Funds Available	\$ 200,000	\$ 321,500	\$ 275,000	\$ (46,500)	-14%
Appropriations					
Capital Expenditures					
CIP Capital	\$ 100,000	\$ 240,200	\$ 200,000	\$ (40,200)	-17%
Total Capital	\$ 100,000	\$ 240,200	\$ 200,000	\$ (40,200)	-17%
Total Appropriations	\$ 100,000	\$ 240,200	\$ 200,000	\$ (40,200)	-17%
Fund Balance, June 30	\$ 100,000	\$ 81,300	\$ 75,000	\$ (6,300)	-8%

REVENUE STATEMENT

Acct. Code	DESCRIPTION	FY 2011 Actual	FY 2012 Actual	FY 2013 Actual	FY 2014 Adopted	FY 2014 Amended	FY 2014 Year to Date Thru February	FY 2014 Revised Estimate	FY 2015 Estimate	FY 2015 Estimate versus FY 2014 Revised	
										\$	%
44070	Coal Severance Tax	148,371	189,547	57,407	0	0	86,145	100,000	75,000	(25,000)	-25.0%
45111	Interest	235	59	0	0	0	0	0	0	0	0.0%
Grand Total Revenue		148,606	189,606	57,407	0	0	86,145	100,000	75,000	(25,000)	--



4/2/2014

Operating Budget By Fund and Division

Current Budget Year

Continuation

New or Expanded Service

	1 2013 Actual	2 2014 Original	3 2014 YTD Actual	4 2015 Request	5 2015 Mayor's	6 2015 Council	7 2015 Request	8 2015 Mayor's	9 2015 Council
Fund 1139 COAL SEVERANCE FUND				Department 303300	Streets and Roads				
Adopted Budget Control Levels									
Personnel									
Operating									
Transfers									
Capital	64,640	240,200	208,540	200,000	200,000				
Total	64,640	240,200	208,540	200,000	200,000				

Budget Detail (Information Only)

Fund 1139 COAL SEVERANCE FUND	Department	303301	Street Maintenance and Construction	Section	0001	Unallocated Subsection
Account						
93011 Street-Paving/Resurfacing	64,640	240,200	208,540	200,000	200,000	
Section 0001 Total	64,640	240,200	208,540	200,000	200,000	
Department 303301 Total	64,640	240,200	208,540	200,000	200,000	

Miscellaneous Special Revenue Fund

Miscellaneous Special Revenue Fund (1141) - A restricted special revenue fund established to account for revenues received for a specific purpose which are not considered a grant. Currently the only program in this fund is for State Road Maintenance.

Summary of Revenue and Appropriations
FY 2015 Mayor's Proposed Budget
Miscellaneous Special Revenue

	FY 2013 Adopted	FY 2014 Adopted	FY 2015 Proposed	\$ Change	% Change
Revenue					
Intergovernmental	\$ 300,000	\$ 330,000	\$ 330,000	\$ -	
Total Revenue	\$ 300,000	\$ 330,000	\$ 330,000	\$ -	
Fund Balance, July 1	-	-	-	-	
Total Funds Available	\$ 300,000	\$ 330,000	\$ 330,000	\$ -	
Appropriations					
Operating Expenditures					
Personnel	\$ 76,730	\$ 78,610	\$ 77,390	\$ (1,220)	-2%
Operating	215,000	249,190	250,410	1,220	0%
Total Operating	\$ 291,730	\$ 327,800	\$ 327,800	-	
Capital Expenditures					
Operating Capital	\$ 2,200	\$ 2,200	\$ 2,200	-	
Total Capital	\$ 2,200	\$ 2,200	\$ 2,200	-	
Total Appropriations	\$ 293,930	\$ 330,000	\$ 330,000	-	
Fund Balance, June 30	\$ 6,070	\$ -	\$ -	\$ -	

REVENUE STATEMENT

Acct. Code	DESCRIPTION	FY 2011 Actual	FY 2012 Actual	FY 2013 Actual	FY 2014 Adopted	FY 2014 Amended	FY 2014 Year to Date Thru February	FY 2014 Revised Estimate	FY 2015 Estimate	FY 2015 Estimate versus FY 2014 Revised	
										\$	%
44010	Intergovernmental - Federal	357,051	0	0	0	0	0	0	0	0	0.0%
44040	Intergovernmental - State/Oth	300,000	275,000	326,089	330,000	386,600	274,100	330,000	330,000	0	0.0%
45111	Interest	219	65	0	0	0	0	0	0	0	0.0%
45911	Transfer From General Service	0	0	0	0	0	0	0	0	0	0.0%
46720	Miscellaneous	85,118	0	0	0	0	0	0	0	0	0.0%
Grand Total Revenue		742,387	275,065	326,089	330,000	386,600	274,100	330,000	330,000	0	0.0%



4/2/2014

Operating Budget By Fund and Division

Current Budget Year

Continuation

New or Expanded Service

	1 2013 Actual	2 2014 Original	3 2014 YTD Actual	4 2015 Request	5 2015 Mayor's	6 2015 Council	7 2015 Request	8 2015 Mayor's	9 2015 Council
Fund 1141 MISCELLANEOUS SPECIAL REVENUE			Department	303600	Traffic Engineering				
Adopted Budget Control Levels									
Personnel	39,870	78,610	46,870	77,390	77,390				
Operating	292,740	249,190	98,510	251,070	250,410				
Transfers									
Capital	60,690	2,200	26,500	2,200	2,200				
Total	393,300	330,000	171,880	330,660	330,000				

Budget Detail (Information Only)

Fund	1141 MISCELLANEOUS SPECIAL REVENUE	Department	303602	Traffic Engineering Operations	Section	3601	Traffic Operations Admin
Account							
63111	Civil Service Salaries	53,900	34,280	53,500			53,500
63411	Longevity	160		160			160
63413	Sick Leave	1,500		1,700			1,700
63511	Pension Contributions	10,200	5,980	9,500			9,500
63615	Life/Health/Dental/Vision	8,500	4,140	8,200			8,200
63621	FICA	3,400	1,940	3,400			3,400
63622	Unemployment Insurance	150	100	130			130
63624	Medicare Expense	800	430	800			800
	Section 3601 Total	78,610	46,870	77,390			77,390
	Department 303602 Total	78,610	46,870	77,390			77,390



4/2/2014

Operating Budget By Fund and Division

Current Budget Year

Continuation

New or Expanded Service

		1	2	3	4	5	6	7	8	9
		2013	2014	2014 YTD	2015	2015	2015	2015	2015	2015
		Actual	Original	Actual	Request	Mayor's	Council	Request	Mayor's	Council
Fund 1141	MISCELLANEOUS SPECIAL REVENUE		Department	303605	State Traffic Signal Operations		Section	0001	Unallocated Subsection	
Account										
63111	Civil Service Salaries	29,290								
63511	Pension Contributions	5,240								
63615	Life/Health/Dental/Vision	3,240								
63621	FICA	1,680								
63622	Unemployment Insurance	50								
63624	Medicare Expense	370								
71207	Prof Svc - Outside Labor	267,190	224,190	84,950	226,070	225,410				
74101	Required Certification/Trainin	23,080	10,000	4,340	10,000	10,000				
76101	Repairs and Maintenance	2,470	15,000	9,220	15,000	15,000				
91611	Traffic Signal Equipment	58,110		23,120						
96201	Computer Equipment	2,580	2,200	3,380	2,200	2,200				
	Section 0001 Total	393,300	251,390	125,010	253,270	252,610				
	Department 303605 Total	393,300	251,390	125,010	253,270	252,610				

This Page Left Intentionally Blank

Police Confiscated - Treasury Fund

Police Confiscated Treasury Fund (1142) - Accounts for Fayette County's share of confiscated assets distributed based upon LFUCG's participation in **federal** cases governed by the Department of Treasury.

**Summary of Revenue and Appropriations
FY 2015 Mayor's Proposed Budget
Police Confiscated Treasury**

	FY 2013 Adopted	FY 2014 Adopted	FY 2015 Proposed	\$ Change	% Change
Revenue					
Intergovernmental	\$ -	\$ 100,000	\$ 100,000	\$ -	
Total Revenue	\$ -	\$ 100,000	\$ 100,000	\$ -	
Fund Balance, July 1	60,000	273,000	350,000	77,000	28%
Total Funds Available	\$ 60,000	\$ 373,000	\$ 450,000	\$ 77,000	21%
Appropriations					
Operating	\$ 50,000	\$ 310,000	\$ 360,000	\$ 50,000	16%
Total Operating	\$ 50,000	\$ 310,000	\$ 360,000	\$ 50,000	16%
Capital Expenditures					
Operating Capital	\$ -	\$ -	\$ 50,000	\$ 50,000	
Total Capital	\$ -	\$ -	\$ 50,000	\$ 50,000	
Total Appropriations	\$ 50,000	\$ 310,000	\$ 410,000	\$ 100,000	32%
Fund Balance, June 30	\$ 10,000	\$ 63,000	\$ 40,000	\$ (23,000)	-37%

REVENUE STATEMENT

Acct. Code	DESCRIPTION	FY 2011 Actual	FY 2012 Actual	FY 2013 Actual	FY 2014 Adopted	FY 2014 Amended	FY 2014 Year to Date Thru February	FY 2014 Revised Estimate	FY 2015 Estimate	FY 2015 Estimate versus FY 2014 Revised	
										\$	%
44010	Intergovernmental - Federal	0	0	0	0	0	0	0	0	0	0.0%
44015	Intergovernmental - Conf Fed	366,574	10,646	47,911	100,000	100,000	41,994	100,000	100,000	0	0.0%
44040	Intergovernmental - State/Oth	0	0	0	0	0	0	0	0	0	0.0%
45111	Interest	226	48	0	0	0	0	0	0	0	0.0%
45911	Transfer From General Service	0	0	0	0	0	0	0	0	0	0.0%
46720	Miscellaneous	0	0	0	0	0	0	0	0	0	0.0%
Grand Total Revenue		366,800	10,694	47,911	100,000	100,000	41,994	100,000	100,000	0	0.0%



4/2/2014

Operating Budget By Fund and Division

Current Budget Year

Continuation

New or Expanded Service

	1 2013 Actual	2 2014 Original	3 2014 YTD Actual	4 2015 Request	5 2015 Mayor's	6 2015 Council	7 2015 Request	8 2015 Mayor's	9 2015 Council
Fund 1142 POLICE CONFISCATED TREASURY			Department	505500	Police				
Adopted Budget Control Levels									
Personnel									
Operating	38,090	310,000	42,680	360,000	360,000				
Transfers									
Capital	9,820			50,000	50,000				
Total	47,910	310,000	42,680	410,000	410,000				

Budget Detail (Information Only)

Fund	1142	POLICE CONFISCATED TREASURY	Department	505501	Chief's Office	Section	5511	Chief's Office Operations
Account								
71299	Prof Svc - Other	30,000	150,000	40,000	150,000			150,000
75101	Operating Supplies and Exp		10,000		10,000			10,000
75801	Equipment Under \$5000	8,090	100,000		100,000			100,000
76101	Repairs and Maintenance		50,000	2,680	100,000			100,000
91018	Roofing/Gutter/Downspout M	9,820						
96203	Desktops and Laptops				50,000			50,000
	Section 5511 Total	47,910	310,000	42,680	410,000			410,000
	Department 505501 Total	47,910	310,000	42,680	410,000			410,000

Capital Projects

The Capital Projects Funds account for the receipt and disbursement of resources used in construction projects and equipment purchases.

The following funds are used to properly account for this activity:

Fund 2604 captures the FY 2015 Proposed Bond Projects.

Summary of Revenue and Appropriations
FY 2015 Mayor's Proposed Budget
2015 Bond Projects

	FY 2013 Adopted	FY 2014 Adopted	FY 2015 Proposed	\$ Change	% Change
Revenue					
Other Financing Sources	\$ -	\$ -	\$ 24,992,710	\$ 24,992,710	
Total Revenue	\$ -	\$ -	\$ 24,992,710	\$ 24,992,710	
Fund Balance, July 1	-	-	-	-	
Total Funds Available	\$ -	\$ -	\$ 24,992,710	\$ 24,992,710	
Appropriations					
Operating	\$ -	\$ -	\$ 1,200,000	1,200,000	
Total Operating	\$ -	\$ -	\$ 1,200,000	\$ 1,200,000	
Capital Expenditures					
CIP Capital	\$ -	\$ -	\$ 15,630,210	\$ 15,630,210	
Operating Capital	-	-	8,162,500	8,162,500	
Total Capital	\$ -	\$ -	\$ 23,792,710	\$ 23,792,710	
Total Appropriations	\$ -	\$ -	\$ 24,992,710	\$ 24,992,710	
Fund Balance, June 30	\$ -	\$ -	\$ -	\$ -	

REVENUE STATEMENT

Acct. Code	DESCRIPTION	FY 2011 Actual	FY 2012 Actual	FY 2013 Actual	FY 2014 Adopted	FY 2014 Amended	FY 2014 Year to Date Thru February	FY 2014 Revised Estimate	FY 2015 Estimate	FY 2015 Estimate versus FY 2014 Revised	
										\$	%
45610	Debt Proceeds	0	0	0	0	0	0	0	24,992,710	24,992,710	--
Grand Total Revenue		0	0	0	0	0	0	0	24,992,710	24,992,710	--



4/2/2014

Operating Budget By Fund and Division

Current Budget Year

Continuation

New or Expanded Service

1	2	3	4	5	6	7	8	9
2013	2014	2014 YTD	2015	2015	2015	2015	2015	2015
Actual	Original	Actual	Request	Mayor's	Council	Request	Mayor's	Council

Department 160300 Government Communications

Fund 2604 2015 BOND PROJECTS

Adopted Budget Control Levels

Personnel

Operating

Transfers

Capital

172,210

172,210

Total

172,210

172,210

Budget Detail (Information Only)

Fund 2604 2015 BOND PROJECTS

Department

160302

Lex Call

Section

0001

Unallocated Subsection

Account

91017 Remodeling

172,210

172,210

Section 0001 Total

172,210

172,210

Department 160302 Total

172,210

172,210



4/2/2014

Operating Budget By Fund and Division

Current Budget Year

Continuation

New or Expanded Service

1	2	3	4	5	6	7	8	9
2013	2014	2014 YTD	2015	2015	2015	2015	2015	2015
Actual	Original	Actual	Request	Mayor's	Council	Request	Mayor's	Council

Fund 2604 2015 BOND PROJECTS

Department 162100 Planning, Preservation & Dev

Adopted Budget Control Levels

Personnel

Operating

Transfers

Capital

Total

1,100,000 1,100,000

1,100,000 1,100,000

Budget Detail (Information Only)

Fund 2604 2015 BOND PROJECTS

Department 162101 Planning Commissioner's Office

Section 1601 Planning, Preservation, Dev Ad

Account

96202 Software

1,100,000 1,100,000

Section 1601 Total

1,100,000 1,100,000

Department 162101 Total

1,100,000 1,100,000



4/2/2014

Operating Budget By Fund and Division

Current Budget Year

Continuation

New or Expanded Service

1	2	3	4	5	6	7	8	9
2013	2014	2014 YTD	2015	2015	2015	2015	2015	2015
Actual	Original	Actual	Request	Mayor's	Council	Request	Mayor's	Council

Department 160800 Purchase of Development Rights

Fund 2604 2015 BOND PROJECTS

Adopted Budget Control Levels

Personnel

Operating

Transfers

Capital

Total

1,000,000 1,000,000

1,000,000 1,000,000

Budget Detail (Information Only)

Fund	2604	2015 BOND PROJECTS	Department	160801	Purchase of Development Rights	Section	1881	PDR Administrative
------	------	--------------------	------------	--------	--------------------------------	---------	------	--------------------

Account

90111 Land Acquisition - Real Esta

1,000,000 1,000,000

Section 1881 Total

1,000,000 1,000,000

Department 160801 Total

1,000,000 1,000,000



4/2/2014

Operating Budget By Fund and Division

Current Budget Year

Continuation

New or Expanded Service

1	2	3	4	5	6	7	8	9
2013	2014	2014 YTD	2015	2015	2015	2015	2015	2015
Actual	Original	Actual	Request	Mayor's	Council	Request	Mayor's	Council

Department 202500 Computer Services

Fund 2604 2015 BOND PROJECTS

Adopted Budget Control Levels

Personnel

Operating

Transfers

Capital

Total

1,450,000 1,450,000

1,450,000 1,450,000

Budget Detail (Information Only)

Fund	2604	2015 BOND PROJECTS	Department	202505	Computer Services Admin	Section	0001	Unallocated Subsection
------	------	--------------------	------------	--------	-------------------------	---------	------	------------------------

Account

96202 Software

96207 Network Components

96208 Servers

Section 0001 Total

Department 202505 Total

200,000 200,000

1,000,000 1,000,000

250,000 250,000

1,450,000 1,450,000

1,450,000 1,450,000



4/2/2014

Operating Budget By Fund and Division

Current Budget Year

Continuation

New or Expanded Service

1	2	3	4	5	6	7	8	9
2013	2014	2014 YTD	2015	2015	2015	2015	2015	2015
Actual	Original	Actual	Request	Mayor's	Council	Request	Mayor's	Council

Department	202600	Revenue
------------	--------	---------

Fund 2604 2015 BOND PROJECTS

Adopted Budget Control Levels

Personnel

Operating

Transfers

Capital

800,000

800,000

Total

800,000

800,000

Budget Detail (Information Only)

Fund 2604 2015 BOND PROJECTS

Department

202601

Revenue Administration

Section

0001

Unallocated Subsection

Account

96202 Software

800,000

800,000

Section 0001 Total

800,000

800,000

Department 202601 Total

800,000

800,000



4/2/2014

Operating Budget By Fund and Division

Current Budget Year

Continuation

New or Expanded Service

1	2	3	4	5	6	7	8	9
2013	2014	2014 YTD	2015	2015	2015	2015	2015	2015
Actual	Original	Actual	Request	Mayor's	Council	Request	Mayor's	Council

Department 202800 Central Purchasing

Fund 2604 2015 BOND PROJECTS

Adopted Budget Control Levels

Personnel

Operating

Transfers

Capital

Total

22,500

22,500

22,500

22,500

Budget Detail (Information Only)

Fund 2604 2015 BOND PROJECTS

Department

202801

Purchasing Administration

Section

0001

Unallocated Subsection

Account

96202 Software

22,500

22,500

Section 0001 Total

22,500

22,500

Department 202801 Total

22,500

22,500



4/2/2014

Operating Budget By Fund and Division

Current Budget Year

Continuation

New or Expanded Service

1	2	3	4	5	6	7	8	9
2013	2014	2014 YTD	2015	2015	2015	2015	2015	2015
Actual	Original	Actual	Request	Mayor's	Council	Request	Mayor's	Council

Department 303300 Streets and Roads

Fund 2604 2015 BOND PROJECTS

Adopted Budget Control Levels

Personnel

Operating

Transfers

Capital

250,000

250,000

Total

250,000

250,000

Budget Detail (Information Only)

Fund	2604	2015 BOND PROJECTS	Department	303301	Street Maintenance and Construction	Section	0001	Unallocated Subsection
------	------	--------------------	------------	--------	-------------------------------------	---------	------	------------------------

Account

91714 Construction-Sidewalk/Drive

250,000

250,000

Section 0001 Total

250,000

250,000

Department 303301 Total

250,000

250,000



4/2/2014

Operating Budget By Fund and Division

Current Budget Year

Continuation

New or Expanded Service

1	2	3	4	5	6	7	8	9
2013	2014	2014 YTD	2015	2015	2015	2015	2015	2015
Actual	Original	Actual	Request	Mayor's	Council	Request	Mayor's	Council

Department 505000 Public Safety Administration

Fund 2604 2015 BOND PROJECTS

Adopted Budget Control Levels

Personnel

Operating

Transfers

Capital

1,728,000 1,728,000

Total

1,728,000 1,728,000

Budget Detail (Information Only)

Fund	2604	2015 BOND PROJECTS	Department	505001	Public Safety Administration	Section	0001	Unallocated Subsection
------	------	--------------------	------------	--------	------------------------------	---------	------	------------------------

Account

91017 Remodeling

1,728,000 1,728,000

Section 0001 Total

1,728,000 1,728,000

Department 505001 Total

1,728,000 1,728,000



4/2/2014

Operating Budget By Fund and Division

Current Budget Year

Continuation

New or Expanded Service

1	2	3	4	5	6	7	8	9
2013	2014	2014 YTD	2015	2015	2015	2015	2015	2015
Actual	Original	Actual	Request	Mayor's	Council	Request	Mayor's	Council

Department 505300 Enhanced 911/Emergency Managei

Fund 2604 2015 BOND PROJECTS

Adopted Budget Control Levels

Personnel

Operating

Transfers

Capital

2,000,000

2,000,000

Total

2,000,000

2,000,000

Budget Detail (Information Only)

Fund	2604	2015 BOND PROJECTS	Department	505601	E-911 Administration	Section	0001	Unallocated Subsection
------	------	--------------------	------------	--------	----------------------	---------	------	------------------------

Account

95601 Radio Equipment

2,000,000

2,000,000

Section 0001 Total

2,000,000

2,000,000

Department 505601 Total

2,000,000

2,000,000



4/2/2014

Operating Budget By Fund and Division

Current Budget Year

Continuation

New or Expanded Service

1
2013
Actual2
2014
Original3
2014 YTD
Actual4
2015
Request5
2015
Mayor's6
2015
Council7
2015
Request8
2015
Mayor's9
2015
Council

Fund 2604 2015 BOND PROJECTS

Adopted Budget Control Levels

Personnel

Operating

Transfers

Capital

Total

Department 505400 Community Corrections

1,500,000 1,500,000

1,500,000 1,500,000

Budget Detail (Information Only)

Fund 2604 2015 BOND PROJECTS

Department 505401 Administrative Services

Section 5414 Detention IT

Account

96202 Software

1,500,000 1,500,000

Section 5414 Total

1,500,000 1,500,000

Department 505401 Total

1,500,000 1,500,000



4/2/2014

Operating Budget By Fund and Division

Current Budget Year

Continuation

New or Expanded Service

1	2	3	4	5	6	7	8	9
2013	2014	2014 YTD	2015	2015	2015	2015	2015	2015
Actual	Original	Actual	Request	Mayor's	Council	Request	Mayor's	Council

Department 505500 Police

Fund 2604 2015 BOND PROJECTS

Adopted Budget Control Levels

Personnel

Operating

Transfers

Capital

Total

90,000

90,000

90,000

90,000

Budget Detail (Information Only)

Fund 2604 2015 BOND PROJECTS

Department

505501

Chief's Office

Section

5511

Chief's Office Operations

Account

96953 Police Vehicle

90,000

90,000

Section 5511 Total

90,000

90,000

Department 505501 Total

90,000

90,000



4/2/2014

Operating Budget By Fund and Division

Current Budget Year

Continuation

New or Expanded Service

1	2	3	4	5	6	7	8	9
2013	2014	2014 YTD	2015	2015	2015	2015	2015	2015
Actual	Original	Actual	Request	Mayor's	Council	Request	Mayor's	Council

Department 505700 Fire

Fund 2604 2015 BOND PROJECTS

Adopted Budget Control Levels

Personnel

Operating

Transfers

Capital

3,550,000

3,550,000

Total

3,550,000

3,550,000

Budget Detail (Information Only)

Fund 2604 2015 BOND PROJECTS

Department 505703 Fire Training

Section 5731 Fire Training Administration

Account

90511 Construction-Building Non-R

800,000

800,000

Section 5731 Total

800,000

800,000

Department 505703 Total


800,000

800,000



4/2/2014

Operating Budget By Fund and Division



		Current Budget Year			Continuation	New or Expanded Service				
		1	2	3	4	5	6	7	8	9
		2013	2014	2014 YTD	2015	2015	2015	2015	2015	2015
		Actual	Original	Actual	Request	Mayor's	Council	Request	Mayor's	Council
Fund 2604	2015 BOND PROJECTS		Department	505704	Fire Prevention		Section	5742	Fire Facilities Maintenance	
Account										
90111	Land Acquisition - Real Esta				250,000	250,000				
90511	Construction-Building Non-R				2,500,000	2,500,000				
	Section 5742 Total				2,750,000	2,750,000				
	Department 505704 Total				2,750,000	2,750,000				



4/2/2014

Operating Budget By Fund and Division

Current Budget Year

Continuation

New or Expanded Service

1	2	3	4	5	6	7	8	9
2013	2014	2014 YTD	2015	2015	2015	2015	2015	2015
Actual	Original	Actual	Request	Mayor's	Council	Request	Mayor's	Council

Department 606100 Social Services Administration

Fund 2604 2015 BOND PROJECTS

Adopted Budget Control Levels

Personnel

Operating

Transfers

Capital

Total

8,000,000

8,000,000

8,000,000

8,000,000

Budget Detail (Information Only)

Fund 2604 2015 BOND PROJECTS

Department

606101

Social Services Comm Office

Section

6001

Social Services Administration

Account

90511 Construction-Building Non-R

Section 6001 Total

8,000,000

8,000,000

8,000,000

8,000,000

Department 606101 Total

8,000,000

8,000,000



4/2/2014

Operating Budget By Fund and Division

Current Budget Year

Continuation

New or Expanded Service

1	2	3	4	5	6	7	8	9
2013	2014	2014 YTD	2015	2015	2015	2015	2015	2015
Actual	Original	Actual	Request	Mayor's	Council	Request	Mayor's	Council

Department 707200 Facilities and Fleet Management

Fund 2604 2015 BOND PROJECTS

Adopted Budget Control Levels

Personnel

Operating

Transfers

Capital

Total

1,200,000

1,200,000

1,200,000

1,200,000

2,400,000

2,400,000

Budget Detail (Information Only)

Fund 2604 2015 BOND PROJECTS

Department

707201

Facilities and Fleet Management Admin

Section

0001

Unallocated Subsection

Account

76101 Repairs and Maintenance

Section 0001 Total

Department 707201 Total

1,200,000

1,200,000

1,200,000

1,200,000


1,200,000

1,200,000



4/2/2014

Operating Budget By Fund and Division



		Current Budget Year			Continuation	New or Expanded Service				
		1	2	3	4	5	6	7	8	9
		2013	2014	2014 YTD	2015	2015	2015	2015	2015	2015
		Actual	Original	Actual	Request	Mayor's	Council	Request	Mayor's	Council
Fund	2604	2015 BOND PROJECTS		Department	707301	Fleet Services Operations	Section	0001	Unallocated Subsection	
Account										
	96951	Automobiles Except Police			1,000,000	1,000,000				
	96959	Truck-Medium Duty			200,000	200,000				
	Section	0001 Total			1,200,000	1,200,000				
	Department	707301 Total			1,200,000	1,200,000				



4/2/2014

Operating Budget By Fund and Division

Current Budget Year

Continuation

New or Expanded Service

1	2	3	4	5	6	7	8	9
2013	2014	2014 YTD	2015	2015	2015	2015	2015	2015
Actual	Original	Actual	Request	Mayor's	Council	Request	Mayor's	Council

Department 707600 Parks and Recreation

Fund 2604 2015 BOND PROJECTS

Adopted Budget Control Levels

Personnel

Operating

Transfers

Capital

930,000

930,000

Total

930,000

930,000

Budget Detail (Information Only)

Fund 2604 2015 BOND PROJECTS

Department

707601

Park Administration

Section

7211

Parks Administration

Account

90311 Construction-Athletic Facility

150,000

150,000

Section 7211 Total

150,000

150,000

Department 707601 Total


150,000

150,000



4/2/2014

Operating Budget By Fund and Division




		Current Budget Year			Continuation	New or Expanded Service				
		1	2	3	4	5	6	7	8	9
		2013	2014	2014 YTD	2015	2015	2015	2015	2015	2015
		Actual	Original	Actual	Request	Mayor's	Council	Request	Mayor's	Council
Fund 2604	2015 BOND PROJECTS		Department	707602	Parks Planning and Design		Section	7221	Planning and Design Admin.	
Account										
91015	Park Area Renovation				340,000	340,000				
	Section 7221 Total				340,000	340,000				
	Department 707602 Total				340,000	340,000				



4/2/2014

Operating Budget By Fund and Division



		Current Budget Year			Continuation	New or Expanded Service				
		1	2	3	4	5	6	7	8	9
		2013	2014	2014 YTD	2015	2015	2015	2015	2015	2015
		Actual	Original	Actual	Request	Mayor's	Council	Request	Mayor's	Council
Fund	2604	2015 BOND PROJECTS								
Account			Department	707606	Enterprise Programs		Section	7645	Kearney Links Golf	
	91015		Park Area Renovation		440,000	440,000				
			Section 7645 Total		440,000	440,000				
			Department 707606 Total		440,000	440,000				

Sanitary Sewer Funds

The Sanitary Sewer Funds account for the expenses associated with the operation of the sewer treatment plants, maintenance of the pump stations, rehabilitation and maintenance of the sewer lines, and the physical improvements to the system. The fund is supported by sewer user fees.

Sewer user fees based on water consumption were initiated in July 1982 to replace property tax funding of the sanitary sewer system as mandated by the Environmental Protection Agency. With this change, the sanitary sewer system became a self-supporting activity (enterprise fund).

The Sanitary Sewer Revenue and Operating Fund (4002) provides for the general operating, maintenance, and debt service costs of the sanitary sewer system. Other expenses include the administrative costs of operating the system such as insurance, revenue collection costs, personnel hiring, accounting, payroll processing, and legal fees. Prior to July 1, 1995, the government's Division of Revenue was responsible for billing and collecting sewer user fees. The Kentucky-American Water Company now bills and collects the sewer user fees for the government. During FY 2013 billing was transferred to Greater Cincinnati Water Works.

The Sanitary Sewer Construction Fund (4003) was created to account for sanitary sewer construction projects funded by bonds, notes, privilege fees, cash contributions, and sales of surplus property.

**Summary of Revenue and Appropriations
FY 2015 Mayor's Proposed Budget
Sanitary Sewer R&O**

	FY 2013 Adopted	FY 2014 Adopted	FY 2015 Proposed	\$ Change	% Change
Revenue					
Services	\$ 43,200,000	\$ 45,275,000	\$ 48,600,000	\$ 3,325,000	7%
Fines and Forfeitures	-	900	5,000	4,100	456%
Intergovernmental	569,950	484,200	494,430	10,230	2%
Property Sales	-	-	36,000	36,000	
Investments	730,000	400,000	200,000	(200,000)	-50%
Other Income	50,000	20,000	220,000	200,000	1000%
Total Revenues	\$ 44,549,950	\$ 46,180,100	\$ 49,555,430	\$ 3,375,330	7%
July 1 Estimated Reserves	800,000	2,736,200	-	(2,736,200)	-100%
Total Available	\$ 45,349,950	\$ 48,916,300	\$ 49,555,430	\$ 639,130	1%
Appropriations					
Operating Expenditures					
Personnel	\$ 11,270,930	\$ 12,435,040	\$ 11,695,910	\$ (739,130)	-6%
Debt Service	7,549,020	8,797,200	5,781,440	(3,015,760)	-34%
Insurance	1,124,930	1,190,030	1,439,770	249,740	21%
Operating	15,043,985	15,313,740	16,179,930	866,190	6%
Total Operating	\$ 34,988,865	\$ 37,736,010	\$ 35,097,050	\$ (2,638,960)	-7%
Capital Expenditures					
CIP Capital	\$ 4,282,400	\$ 5,189,750	\$ 3,526,170	\$ (1,663,580)	-32%
Operating Capital	246,000	1,137,900	1,624,500	486,600	43%
Total Capital	\$ 4,528,400	\$ 6,327,650	\$ 5,150,670	\$ (1,176,980)	-19%
Total Operating and Capital	\$ 39,517,265	\$ 44,063,660	\$ 40,247,720	\$ (3,815,940)	-9%
Fund Balance, June 30	\$ 5,832,685	\$ 4,852,640	\$ 9,307,710	\$ 4,455,070	92%

REVENUE STATEMENT

Acct. Code	DESCRIPTION	FY 2011 Actual	FY 2012 Actual	FY 2013 Actual	FY 2014 Adopted	FY 2014 Amended	FY 2014 Year to Date Thru February	FY 2014 Revised Estimate	FY 2015 Estimate	FY 2015 Estimate versus FY 2014 Revised	
										\$	%
42510	Refuse Disposal Fees	145,376	205,306	192,348	175,000	175,000	137,900	175,000	200,000	25,000	14.3%
42570	Sewer User Fee	45,513,175	44,305,075	45,921,141	43,700,000	43,700,000	31,298,356	46,897,500	46,900,000	2,500	0.0%
42600	Sewer Tap-On Fee	1,377,793	1,738,703	2,133,439	1,400,000	1,400,000	1,193,347	1,400,000	1,500,000	100,000	7.1%
42900	Excess Fees And Collections	0	0	0	0	0	3,590	0	0	0	0.0%
43710	Fines And Forfeitures	0	700	607	900	900	2,282	5,000	5,000	0	0.0%
44010	Intergovernmental - Federal	583,967	282,017	569,952	484,200	484,200	512,872	512,870	494,430	(18,440)	-3.6%
44840	Sales Of Surplus Equipment	39,149	9,460	0	0	0	0	0	36,000	36,000	--
45111	Interest	335,499	481,706	447,241	200,000	200,000	259,092	300,000	200,000	(100,000)	-33.3%
45141	Interest - Restricted Funds	340,526	322,212	269,590	200,000	200,000	124,206	150,000	0	(150,000)	-100.0%
45231	Adjustment Cost To Market	(144,828)	173,875	(876,798)	0	0	173,859	0	0	0	0.0%
45920	Transfer From Sewer Exaction	0	0	0	0	0	0	0	0	0	0.0%
45925	Transfer From Other Funds	2,612,170	0	0	0	295,448	0	0	0	0	0.0%
46600	Penalties And Interest	229	50	0	0	0	262,796	200,000	200,000	0	0.0%
46720	Miscellaneous	75,906	54,127	38,463	20,000	20,000	39,913	40,000	20,000	(20,000)	-50.0%
Grand Total Revenue		50,878,960	47,573,231	48,695,983	46,180,100	46,475,548	34,008,212	49,680,370	49,555,430	(124,940)	-0.3%



4/2/2014

Operating Budget By Fund and Division

Current Budget Year

Continuation

New or Expanded Service

1	2	3	4	5	6	7	8	9
2013	2014	2014 YTD	2015	2015	2015	2015	2015	2015
Actual	Original	Actual	Request	Mayor's	Council	Request	Mayor's	Council

Department	123000	Clerk of the Urban County Council
------------	--------	-----------------------------------

Fund 4002 SANITARY SEWER R&O

Adopted Budget Control Levels

Personnel

Operating

Transfers

Capital

Total

1,000

1,000

1,000

1,000

Budget Detail (Information Only)

Fund 4002 SANITARY SEWER R&O

Department

123001

Council Clerk Administration

Section

0001

Unallocated Subsection

Account

75101 Operating Supplies and Exp

Section 0001 Total

Department 123001 Total

1,000

1,000

1,000

1,000

1,000

1,000



4/2/2014

Operating Budget By Fund and Division

Current Budget Year

Continuation

New or Expanded Service

	1 2013 Actual	2 2014 Original	3 2014 YTD Actual	4 2015 Request	5 2015 Mayor's	6 2015 Council	7 2015 Request	8 2015 Mayor's	9 2015 Council
Fund 4002 SANITARY SEWER R&O			Department 141401	Contract Debt					
Adopted Budget Control Levels									
Personnel									
Operating	5,841,180	8,797,200	3,679,040	5,781,440	5,781,440				
Transfers									
Capital									
Total	5,841,180	8,797,200	3,679,040	5,781,440	5,781,440				
Budget Detail (Information Only)									
Fund 4002 SANITARY SEWER R&O		Department	141401	Contract Debt		Section	1623	Sewer-2001A Rehab	
Account									
78401 Debt Service Principal	1,295,000								
78402 Debt Service Interest	64,750								
Section 1623 Total	1,359,750								
Fund 4002 SANITARY SEWER R&O		Department	141401	Contract Debt		Section	1625	Sewer 2009A	
Account									
78401 Debt Service Principal	1,405,000	1,430,000	1,430,000	1,460,000	1,460,000				
78402 Debt Service Interest	1,628,430	1,592,070	1,592,070	1,546,880	1,546,880				
Section 1625 Total	3,033,430	3,022,070	3,022,070	3,006,880	3,006,880				
Fund 4002 SANITARY SEWER R&O		Department	141401	Contract Debt		Section	1680	GO Anticipated Debt Issues	
Account									
78401 Debt Service Principal		3,000,000							
Section 1680 Total		3,000,000							
Fund 4002 SANITARY SEWER R&O		Department	141401	Contract Debt		Section	1707	2010A Sewer	
Account									
78401 Debt Service Principal	130,000	1,480,000		1,515,000	1,515,000				
78402 Debt Service Interest	434,640	413,210	215,860	374,830	374,830				
Section 1707 Total	564,640	1,893,210	215,860	1,889,830	1,889,830				
Fund 4002 SANITARY SEWER R&O		Department	141401	Contract Debt		Section	1715	South Elkhorn	
Account									
78401 Debt Service Principal	583,490	595,220	296,130	607,180	607,180				
78402 Debt Service Interest	272,630	260,640	131,800	248,680	248,680				
78404 Fiscal Agent Fees	27,240	26,060	13,180	28,870	28,870				
Section 1715 Total	883,360	881,920	441,110	884,730	884,730				
Department 141401 Total	5,841,180	8,797,200	3,679,040	5,781,440	5,781,440				



4/2/2014

Operating Budget By Fund and Division

Current Budget Year

Continuation

New or Expanded Service

	1 2013 Actual	2 2014 Original	3 2014 YTD Actual	4 2015 Request	5 2015 Mayor's	6 2015 Council	7 2015 Request	8 2015 Mayor's	9 2015 Council
Fund 4002 SANITARY SEWER R&O			Department	141402	Contingency				
Adopted Budget Control Levels									
Personnel		203,300		326,800	326,800				
Operating									
Transfers									
Capital									
Total		203,300		326,800	326,800				

Budget Detail (Information Only)

Fund	4002	SANITARY SEWER R&O	Department	141402	Contingency	Section	0001	Unallocated Subsection
Account								
63416		Lump Sum Termination Pay		75,000	75,000			
63417		Sick Pay Service Credit		75,000	75,000			
63811		Contingency		123,500	123,500			
63815		27th Pay		53,300	53,300			
		Section 0001 Total		203,300	326,800			
		Department 141402 Total		203,300	326,800			



4/2/2014

Operating Budget By Fund and Division

Current Budget Year

Continuation


New or Expanded Service

	1 2013 Actual	2 2014 Original	3 2014 YTD Actual	4 2015 Request	5 2015 Mayor's	6 2015 Council	7 2015 Request	8 2015 Mayor's	9 2015 Council
Fund 4002 SANITARY SEWER R&O			Department 141403	Indirect Cost Allocation					
Adopted Budget Control Levels									
Personnel									
Operating	1,550,680	2,073,000	1,138,140	1,875,000	1,875,000		1,000		
Transfers									
Capital									
Total	1,550,680	2,073,000	1,138,140	1,875,000	1,875,000		1,000		
Budget Detail (Information Only)									
Fund 4002 SANITARY SEWER R&O		Department	141403	Indirect Cost Allocation		Section	0001	Unallocated Subsection	
Account									
78251 Indirect - General	1,550,680	2,073,000	1,138,140	1,875,000	1,875,000			1,000	
Section 0001 Total	1,550,680	2,073,000	1,138,140	1,875,000	1,875,000			1,000	
Department 141403 Total	1,550,680	2,073,000	1,138,140	1,875,000	1,875,000			1,000	



4/2/2014

Operating Budget By Fund and Division



		Current Budget Year			Continuation		New or Expanded Service			
		1 2013 Actual	2 2014 Original	3 2014 YTD Actual	4 2015 Request	5 2015 Mayor's	6 2015 Council	7 2015 Request	8 2015 Mayor's	9 2015 Council
Fund 4002	SANITARY SEWER R&O			Department 160300	Government Communications					
Adopted Budget Control Levels										
Personnel		20,330	21,970	13,500	29,500	29,500		3,710		
Operating										
Transfers										
Capital			26,170		26,170	26,170				
Total		20,330	48,140	13,500	55,670	55,670		3,710		
Budget Detail (Information Only)										
Fund 4002	SANITARY SEWER R&O		Department 160302	Lex Call			Section 0001	Unallocated	Subsection	
Account										
63111	Civil Service Salaries	14,760	15,000	9,850	20,200	20,200		2,700		
63152	Overtime-CERS	40		30						
63411	Longevity		30		50	50				
63413	Sick Leave		200		300	300				
63511	Pension Contributions	2,710	2,800	1,720	3,600	3,600		500		
63615	Life/Health/Dental/Vision	1,770	2,800	1,190	3,700	3,700		300		
63621	FICA	830	900	560	1,300	1,300		200		
63622	Unemployment Insurance	30	40	30	50	50		10		
63624	Medicare Expense	190	200	120	300	300				
91017	Remodeling		26,170		26,170	26,170				
	Section 0001 Total	20,330	48,140	13,500	55,670	55,670		3,710		
	Department 160302 Total	20,330	48,140	13,500	55,670	55,670		3,710		



4/2/2014

Operating Budget By Fund and Division

Current Budget Year

Continuation

New or Expanded Service

	1 2013 Actual	2 2014 Original	3 2014 YTD Actual	4 2015 Request	5 2015 Mayor's	6 2015 Council	7 2015 Request	8 2015 Mayor's	9 2015 Council
Fund 4002 SANITARY SEWER R&O			Department	160500	Human Resources				
Adopted Budget Control Levels									
Personnel									
Operating	3,430	10,430	580	3,630	3,630				
Transfers									
Capital									
Total	3,430	10,430	580	3,630	3,630				


Budget Detail (Information Only)

Fund 4002 SANITARY SEWER R&O		Department	160501	Human Resources Administration	Section	1911	HR Administration
Account							
73101 Property and Casualty Exces	40						
73102 Property and Casualty Self li	930	930					
Section 1911 Total	970	930					
Department 160501 Total	970	930					



4/2/2014

Operating Budget By Fund and Division



		Current Budget Year				Continuation	New or Expanded Service			
		1	2	3	4	5	6	7	8	9
		2013	2014	2014 YTD	2015	2015	2015	2015	2015	2015
		Actual	Original	Actual	Request	Mayor's	Council	Request	Mayor's	Council
Fund 4002	SANITARY SEWER R&O		Department	160504	Benefits and Payroll		Section	1922	Alcohol and Drug Testing	
Account										
71203	Prof Svc - Medical	2,460	4,000	580	2,000	2,000				
	Section 1922 Total	2,460	4,000	580	2,000	2,000				
Fund 4002	SANITARY SEWER R&O		Department	160504	Benefits and Payroll		Section	1923	Commercial Drivers License	
Account										
71203	Prof Svc - Medical		2,000		1,000	1,000				
73101	Property and Casualty Exces				20	20				
73102	Property and Casualty Self li				110	110				
75101	Operating Supplies and Expi		500							
	Section 1923 Total		2,500		1,130	1,130				
Fund 4002	SANITARY SEWER R&O		Department	160504	Benefits and Payroll		Section	1933	Occupational Physicals	
Account										
71203	Prof Svc - Medical		3,000		500	500				
	Section 1933 Total		3,000		500	500				
	Department 160504 Total	2,460	9,500	580	3,630	3,630				



4/2/2014

Operating Budget By Fund and Division

Current Budget Year

Continuation

New or Expanded Service

	1 2013 Actual	2 2014 Original	3 2014 YTD Actual	4 2015 Request	5 2015 Mayor's	6 2015 Council	7 2015 Request	8 2015 Mayor's	9 2015 Council
Fund 4002 SANITARY SEWER R&O			Department	160900	Risk Management				
Adopted Budget Control Levels									
Personnel	44,890	46,500	29,840						
Operating									
Transfers									
Capital									
Total	44,890	46,500	29,840						


Budget Detail (Information Only)

Fund	4002	SANITARY SEWER R&O	Department	160901	Risk Management Administration	Section	0001	Unallocated Subsection
Account								
63111	Civil Service Salaries	17,330	17,300	11,560				
63413	Sick Leave		600					
63511	Pension Contributions	3,160	3,300	2,020				
63615	Life/Health/Dental/Vision	2,080	1,700	1,400				
63621	FICA	970	1,100	660				
63622	Unemployment Insurance	30	50	30				
63624	Medicare Expense	220	300	150				
	Section 0001 Total	23,790	24,350	15,820				
	Department 160901 Total	23,790	24,350	15,820				



4/2/2014

Operating Budget By Fund and Division



		Current Budget Year			Continuation	New or Expanded Service				
		1	2	3	4	5	6	7	8	9
		2013	2014	2014 YTD	2015	2015	2015	2015	2015	2015
		Actual	Original	Actual	Request	Mayor's	Council	Request	Mayor's	Council
Fund 4002	SANITARY SEWER R&O		Department	160904	Safety Health and Env Comp		Section	1901	Safety and Loss Administration	
Account										
63111	Civil Service Salaries	15,370	15,400	10,250						
63413	Sick Leave		900							
63511	Pension Contributions	2,800	2,900	1,790						
63615	Life/Health/Dental/Vision	1,850	1,700	1,240						
63621	FICA	860	1,000	580						
63622	Unemployment Insurance	30	50	30						
63624	Medicare Expense	190	200	130						
Section 1901 Total		21,100	22,150	14,020						
Department 160904 Total		21,100	22,150	14,020						



4/2/2014

Operating Budget By Fund and Division

Current Budget Year

Continuation

New or Expanded Service

	1 2013 Actual	2 2014 Original	3 2014 YTD Actual	4 2015 Request	5 2015 Mayor's	6 2015 Council	7 2015 Request	8 2015 Mayor's	9 2015 Council
Fund 4002 SANITARY SEWER R&O			Department 160700	Planning					
Adopted Budget Control Levels									
Personnel	19,550	20,230	13,390	42,960	42,960				
Operating									
Transfers									
Capital									
Total	19,550	20,230	13,390	42,960	42,960				


Budget Detail (Information Only)

Fund 4002 SANITARY SEWER R&O	Department	160701	Planning Administration	Section	0001	Unallocated Subsection
Account						
63111 Civil Service Salaries	14,230	14,160	9,790	30,100	30,100	
63411 Longevity		40		80	80	
63413 Sick Leave		400		1,200	1,200	
63511 Pension Contributions	2,610	2,720	1,710	5,300	5,300	
63615 Life/Health/Dental/Vision	1,710	1,810	1,180	3,800	3,800	
63621 FICA	800	870	560	1,900	1,900	
63622 Unemployment Insurance	20	40	30	80	80	
63624 Medicare Expense	180	190	120	500	500	
Section 0001 Total	19,550	20,230	13,390	42,960	42,960	
Department 160701 Total	19,550	20,230	13,390	42,960	42,960	



4/2/2014

Operating Budget By Fund and Division




		Current Budget Year			Continuation	New or Expanded Service				
		1	2	3	4	5	6	7	8	9
		2013	2014	2014 YTD	2015	2015	2015	2015	2015	2015
		Actual	Original	Actual	Request	Mayor's	Council	Request	Mayor's	Council
Fund 4002	SANITARY SEWER R&O			Department 303200	Engineering					
Adopted Budget Control Levels										
Personnel		307,460	343,940	203,750	580,160	580,160				
Operating		15,310	160,220	4,730	102,370	102,370				
Transfers										
Capital										
Total		322,770	504,160	208,480	682,530	682,530				
Budget Detail (Information Only)										
Fund 4002	SANITARY SEWER R&O		Department 303201	Engineering Administration			Section 0001	Unallocated Subsection		
Account										
63111	Civil Service Salaries	213,070	518,480	137,530	395,000	395,000				
63152	Overtime-CERS			40						
63411	Longevity	300	870	210	760	760				
63413	Sick Leave	12,710	20,810	13,070	19,200	19,200				
63511	Pension Contributions	38,960	98,180	24,050	69,900	69,900				
63612	Health Insurance	3,120		2,290						
63615	Life/Health/Dental/Vision	25,590	77,900	16,610	61,100	61,100				
63621	FICA	11,970	33,460	7,820	25,700	25,700				
63622	Unemployment Insurance	370	1,500	390	1,000	1,000				
63623	Compensated Absences	-1,330								
63624	Medicare Expense	2,700	7,840	1,740	6,000	6,000				
63951	Payroll Recovery-General		-201,600							
63999	Payroll Recovery-Other		-215,000							
73101	Property and Casualty Exces	140	1,820	1,400	1,700	1,700				
73102	Property and Casualty Self I	3,540	57,660	160	11,850	11,850				
Section 0001 Total		311,140	401,920	205,310	592,210	592,210				
Department 303201 Total		311,140	401,920	205,310	592,210	592,210				



4/2/2014

Operating Budget By Fund and Division




		Current Budget Year			Continuation	New or Expanded Service				
		1	2	3	4	5	6	7	8	9
		2013	2014	2014 YTD	2015	2015	2015	2015	2015	2015
		Actual	Original	Actual	Request	Mayor's	Council	Request	Mayor's	Council
Fund 4002	SANITARY SEWER R&O		Department	303202	Design and Engineering Service		Section	3223	Engineering Sanitary Sewers	
Account										
63152	Overtime-CERS		1,200		1,200	1,200				
63511	Pension Contributions		200		200	200				
63621	FICA		100		100	100				
71205	Prof Svc - Engineer	4,450	50,000	390	50,000	50,000				
71299	Prof Svc - Other		25,000		25,000	25,000				
71303	Rent/Lease - Equipment				1,570	1,570				
72203	Cell Phones	780	2,000	560	1,000	1,000				
74201	Business Travel		1,500	290	1,200	1,200				
75101	Operating Supplies and Expt	350	7,700	850	5,000	5,000				
75601	Clothing/Equipment - Other	750	900	80	900	900				
75801	Equipment Under \$5000	1,810	2,000	830	2,000	2,000				
76101	Repairs and Maintenance	1,560	4,000		1,150	1,150				
76201	Vehicle and Equipment Fuel	770	4,330							
76331	Vehicle Repairs and Mainte	220	2,310							
77801	Dues	140	1,000	170	1,000	1,000				
77802	Subscriptions and Publicatio	800								
Section 3223 Total		11,630	102,240	3,170	90,320	90,320				
Department 303202 Total		11,630	102,240	3,170	90,320	90,320				



4/2/2014

Operating Budget By Fund and Division




		Current Budget Year			Continuation		New or Expanded Service			
		1	2	3	4	5	6	7	8	9
		2013	2014	2014 YTD	2015	2015	2015	2015	2015	2015
		Actual	Original	Actual	Request	Mayor's	Council	Request	Mayor's	Council
Fund 4002	SANITARY SEWER R&O			Department	202500	Computer Services				
Adopted Budget Control Levels										
Personnel		265,930	350,130	208,910	243,160	243,160				
Operating					2,170	2,170				
Transfers										
Capital										
Total		265,930	350,130	208,910	245,330	245,330				
Budget Detail (Information Only)										
Fund 4002	SANITARY SEWER R&O		Department	202503	Applications/GIS		Section	0001	Unallocated Subsection	
Account										
63111	Civil Service Salaries	188,300	242,900	148,430	242,900	242,900				
63411	Longevity	460	450	310	470	470				
63413	Sick Leave	3,850	3,300	3,930	3,300	3,300				
63426	Community Correction-Other	100								
63511	Pension Contributions	34,420	46,000	25,990	43,000	43,000				
63512	Pension CERS - Haz	30								
63612	Health Insurance	1,560		1,530						
63615	Life/Health/Dental/Vision	22,620	37,900	17,950	38,200	38,200				
63621	FICA	10,590	15,300	8,470	15,300	15,300				
63622	Unemployment Insurance	330	680	420	590	590				
63623	Compensated Absences	1,290								
63624	Medicare Expense	2,380	3,600	1,880	3,600	3,600				
63999	Payroll Recovery-Other				-104,200	-104,200				
73101	Property and Casualty Exces				270	270				
73102	Property and Casualty Self I				1,900	1,900				
Section 0001 Total		265,930	350,130	208,910	245,330	245,330				
Department 202503 Total		265,930	350,130	208,910	245,330	245,330				



4/2/2014

Operating Budget By Fund and Division



		Current Budget Year				Continuation	New or Expanded Service			
		1	2	3	4	5	6	7	8	9
		2013	2014	2014 YTD	2015	2015	2015	2015	2015	2015
		Actual	Original	Actual	Request	Mayor's	Council	Request	Mayor's	Council
Fund 4002	SANITARY SEWER R&O			Department 194100	Law					
Adopted Budget Control Levels										
Personnel		96,550	87,590	57,580	98,200	98,200				
Operating		6,850	5,640	170	3,720	3,720				
Transfers										
Capital		1,500								
Total		104,900	93,230	57,750	101,920	101,920				
Budget Detail (Information Only)										
Fund 4002	SANITARY SEWER R&O		Department	194101	Law Administration		Section 1961	Corporate Administration		
Account										
63111	Civil Service Salaries	69,120	60,300	41,300	64,100	64,100				
63122	Appointed Officials	1,200	1,200	800	6,100	6,100				
63411	Longevity		10		20	20				
63413	Sick Leave		2,700		2,900	2,900				
63511	Pension Contributions	12,830	11,600	7,350	12,400	12,400				
63615	Life/Health/Dental/Vision	8,440	6,700	5,090	6,900	6,900				
63621	FICA	3,950	4,000	2,390	4,500	4,500				
63622	Unemployment Insurance	120	180	120	180	180				
63624	Medicare Expense	890	900	530	1,100	1,100				
73101	Property and Casualty Exces	210								
73102	Property and Casualty Self li	5,110	2,790							
	Section 1961 Total	101,870	90,380	57,580	98,200	98,200				
Fund 4002	SANITARY SEWER R&O		Department	194101	Law Administration		Section 1984	Law Collections		
Account										
73101	Property and Casualty Exces				90	90				
73102	Property and Casualty Self li				630	630				
75101	Operating Supplies and Expi	1,180	2,500	170	2,500	2,500				
76101	Repairs and Maintenance	350	350		500	500				
96402	Copy Machine	1,500								
	Section 1984 Total	3,030	2,850	170	3,720	3,720				
	Department 194101 Total	104,900	93,230	57,750	101,920	101,920				



4/2/2014

Operating Budget By Fund and Division

Current Budget Year

Continuation

New or Expanded Service

	1 2013 Actual	2 2014 Original	3 2014 YTD Actual	4 2015 Request	5 2015 Mayor's	6 2015 Council	7 2015 Request	8 2015 Mayor's	9 2015 Council
Fund 4002 SANITARY SEWER R&O			Department	202100	Finance Administration				
Adopted Budget Control Levels									
Personnel									
Operating	37,580	32,540	21,840	32,540	32,540				
Transfers									
Capital									
Total	37,580	32,540	21,840	32,540	32,540				
Budget Detail (Information Only)									
Fund 4002 SANITARY SEWER R&O		Department	202101	Finance Commissioners Office		Section	2011	Finance Administration	
Account									
71202 Prof Svc - Finance	37,580	32,540	21,840	32,540	32,540				
Section 2011 Total	37,580	32,540	21,840	32,540	32,540				
Department 202101 Total	37,580	32,540	21,840	32,540	32,540				



4/2/2014

Operating Budget By Fund and Division

Current Budget Year

Continuation

New or Expanded Service

	1 2013 Actual	2 2014 Original	3 2014 YTD Actual	4 2015 Request	5 2015 Mayor's	6 2015 Council	7 2015 Request	8 2015 Mayor's	9 2015 Council
Fund 4002 SANITARY SEWER R&O			Department	202600	Revenue				
Adopted Budget Control Levels									
Personnel	152,010	236,460	100,820	120,390	120,390				
Operating	2,252,010	2,714,800	2,165,680	3,843,640	3,843,640				
Transfers									
Capital		238,500		999,510	556,500				
Total	2,404,020	3,189,760	2,266,500	4,963,540	4,520,530				


Budget Detail (Information Only)

Fund	4002	SANITARY SEWER R&O	Department	202601	Revenue Administration	Section	0001	Unallocated Subsection
Account								
63111		Civil Service Salaries			157,100			157,100
63413		Sick Leave			3,800			3,800
63511		Pension Contributions			27,800			27,800
63615		Life/Health/Dental/Vision			25,700			25,700
63621		FICA			10,000			10,000
63622		Unemployment Insurance			390			390
63624		Medicare Expense			2,300			2,300
63960		Payroll Recovery-Landfill			-45,400			-45,400
63999		Payroll Recovery-Other			-61,300			-61,300
73101		Property and Casualty Exces			10,970			10,970
73102		Property and Casualty Self li			76,500			76,500
96202		Software						
			238,500		999,510			556,500
		Section 0001 Total	238,500		1,207,370			764,360
		Department 202601 Total	238,500		1,207,370			764,360



4/2/2014

Operating Budget By Fund and Division



		Current Budget Year			Continuation		New or Expanded Service			
		1	2	3	4	5	6	7	8	9
		2013	2014	2014 YTD	2015	2015	2015	2015	2015	2015
		Actual	Original	Actual	Request	Mayor's	Council	Request	Mayor's	Council
Fund	4002 SANITARY SEWER R&O		Department	202602	Sewer User Fee		Section	0001	Unallocated Subsection	
Account										
63111	Civil Service Salaries	105,780	161,800	70,460						
63152	Overtime-CERS	1,320								
63413	Sick Leave	3,620	3,700	3,700						
63511	Pension Contributions	19,540	30,600	12,300						
63612	Health Insurance	1,040		760						
63615	Life/Health/Dental/Vision	12,700	27,200	8,510						
63621	FICA	6,010	10,300	4,000						
63622	Unemployment Insurance	190	460	200						
63623	Compensated Absences	450								
63624	Medicare Expense	1,360	2,400	890						
71299	Prof Svc - Other	1,127,060	986,160	710,670	1,015,300	1,015,300				
73101	Property and Casualty Exces	30								
73102	Property and Casualty Self li	720	39,990							
74201	Business Travel				2,920	2,920				
75101	Operating Supplies and Expi	265,160	286,080	185,990	391,200	391,200				
75801	Equipment Under \$5000	320	2,070	450	1,250	1,250				
76101	Repairs and Maintenance	470	500		500	500				
78311	Bad Debt Expense	858,250	1,400,000	1,268,570	2,345,000	2,345,000				
Section 0001 Total		2,404,020	2,951,260	2,266,500	3,756,170	3,756,170				
Department 202602 Total		2,404,020	2,951,260	2,266,500	3,756,170	3,756,170				



4/2/2014

Operating Budget By Fund and Division

		Current Budget Year			Continuation		New or Expanded Service			
		1 2013 Actual	2 2014 Original	3 2014 YTD Actual	4 2015 Request	5 2015 Mayor's	6 2015 Council	7 2015 Request	8 2015 Mayor's	9 2015 Council
Fund 4002	SANITARY SEWER R&O			Department 202800	Central Purchasing					
Adopted Budget Control Levels										
Personnel		70,890	72,640	46,760	50,720	50,720				
Operating					480	480				
Transfers										
Capital										
Total		70,890	72,640	46,760	51,200	51,200				

Budget Detail (Information Only)

Fund	4002	SANITARY SEWER R&O		Department	202801	Purchasing Administration		Section	0001	Unallocated Subsection
Account										
63111	Civil Service Salaries	51,260		51,200	34,190	51,700	51,700			
63511	Pension Contributions	9,350		9,700	5,970	9,100	9,100			
63615	Life/Health/Dental/Vision	6,160		7,700	4,130	7,600	7,600			
63621	FICA	2,880		3,200	1,940	3,200	3,200			
63622	Unemployment Insurance	90		140	100	120	120			
63623	Compensated Absences	500								
63624	Medicare Expense	650		700	430	800	800			
63999	Payroll Recovery-Other					-21,800	-21,800			
73101	Property and Casualty Exces					60	60			
73102	Property and Casualty Self li					420	420			
Section 0001 Total		70,890		72,640	46,760	51,200	51,200			
Department 202801 Total		70,890		72,640	46,760	51,200	51,200			



4/2/2014

Operating Budget By Fund and Division

		Current Budget Year			Continuation		New or Expanded Service			
		1 2013 Actual	2 2014 Original	3 2014 YTD Actual	4 2015 Request	5 2015 Mayor's	6 2015 Council	7 2015 Request	8 2015 Mayor's	9 2015 Council
Fund 4002	SANITARY SEWER R&O			Department	303100	Environmental Quality & Public Wor				
Adopted Budget Control Levels										
Personnel		96,010	222,060			162,250		195,250		195,250
Operating		30,240	81,300			26,900		104,450		104,450
Transfers										
Capital										
Total		126,250	303,360			189,150		299,700		299,700


Budget Detail (Information Only)

Fund 4002 SANITARY SEWER R&O		Department	303101	Environmental Quality and Public Works Co		Section	3001	Public Works Administration	
Account									
63111	Civil Service Salaries	8,400	8,400	5,730	5,100	5,100			
63121	Non-Civil Service Salaries	4,360							
63152	Overtime-CERS	50							
63413	Sick Leave	500							
63511	Pension Contributions	2,340	1,600	1,000	900	900			
63615	Life/Health/Dental/Vision	1,530	1,000	690	700	700			
63621	FICA	720	600	330	300	300			
63622	Unemployment Insurance	20	20	20	10	10			
63624	Medicare Expense	160	100	70	100	100			
73101	Property and Casualty Exces				50	50			
73102	Property and Casualty Self li				320	320			
Section 3001 Total		17,580	12,220	7,840	7,480	7,480			
Department 303101 Total		17,580	12,220	7,840	7,480	7,480			



4/2/2014

Operating Budget By Fund and Division




		Current Budget Year			Continuation	New or Expanded Service				
		1	2	3	4	5	6	7	8	9
		2013	2014	2014 YTD	2015	2015	2015	2015	2015	2015
		Actual	Original	Actual	Request	Mayor's	Council	Request	Mayor's	Council
Fund 4002	SANITARY SEWER R&O		Department	313101	Environmental Quality Administration		Section	3034	Water Quality Travel	
Account										
73102	Property and Casualty Self li	30								
74101	Required Certification/Trainin	18,200		9,530						
74102	Conferences and Other Trair	12,010	42,500	17,100	42,500	42,500				
	Section 3034 Total	30,240	42,500	26,630	42,500	42,500				
Fund 4002	SANITARY SEWER R&O		Department	313101	Environmental Quality Administration		Section	3101	Environmental Quality Admin	
Account										
63111	Civil Service Salaries	12,740	13,100	8,760	13,300	13,300				
63121	Non-Civil Service Salaries	33,520	103,700	69,220	104,700	104,700				
63122	Appointed Officials		39,600	34,660	23,500	23,500				
63511	Pension Contributions	8,340	29,600	19,720	25,000	25,000				
63612	Health Insurance			380						
63615	Life/Health/Dental/Vision	5,620	11,400	13,610	10,500	10,500				
63621	FICA	2,550	9,700	6,340	8,800	8,800				
63622	Unemployment Insurance	90	440	310	340	340				
63623	Compensated Absences	15,000								
63624	Medicare Expense	570	2,300	1,410	2,000	2,000				
73101	Property and Casualty Exces				200	200				
73102	Property and Casualty Self li				1,380	1,380				
	Section 3101 Total	78,430	209,840	154,410	189,720	189,720				
	Department 313101 Total	108,670	252,340	181,040	232,220	232,220				



4/2/2014

Operating Budget By Fund and Division




		Current Budget Year			Continuation	New or Expanded Service				
		1	2	3	4	5	6	7	8	9
		2013	2014	2014 YTD	2015	2015	2015	2015	2015	2015
		Actual	Original	Actual	Request	Mayor's	Council	Request	Mayor's	Council
Fund 4002	SANITARY SEWER R&O		Department	313102	Public Education		Section	3121	Storm Public Ed	
Account										
78201	Grant Match				40,000	40,000				
	Section 3121 Total				40,000	40,000				
	Department 313102 Total				40,000	40,000				



4/2/2014

Operating Budget By Fund and Division



		Current Budget Year			Continuation	New or Expanded Service				
		1	2	3	4	5	6	7	8	9
		2013	2014	2014 YTD	2015	2015	2015	2015	2015	2015
		Actual	Original	Actual	Request	Mayor's	Council	Request	Mayor's	Council
Fund 4002	SANITARY SEWER R&O		Department	313103	Special Projects		Section	3152	Sanitary Sewer Special Project	
Account										
71299	Prof Svc - Other		36,800	270	20,000	20,000				
75101	Operating Supplies and Exp		2,000							
	Section 3152 Total		38,800	270	20,000	20,000				
	Department 313103 Total		38,800	270	20,000	20,000				



4/2/2014

Operating Budget By Fund and Division

Current Budget Year

Continuation

New or Expanded Service

	1 2013 Actual	2 2014 Original	3 2014 YTD Actual	4 2015 Request	5 2015 Mayor's	6 2015 Council	7 2015 Request	8 2015 Mayor's	9 2015 Council
Fund 4002 SANITARY SEWER R&O			Department	303300	Streets and Roads				
Adopted Budget Control Levels									
Personnel	15,700			200	200				
Operating	77,310	279,500	30,770	279,500	279,500				
Transfers									
Capital									
Total	93,010	279,500	30,770	279,700	279,700				

Budget Detail (Information Only)

Fund	4002	SANITARY SEWER R&O	Department	303302	Storm Sewer Construct and Maintenance	Section	0001	Unallocated Subsection
Account								
63111	Civil Service Salaries	11,270						
63152	Overtime-CERS	150			200			200
63511	Pension Contributions	2,080						
63615	Life/Health/Dental/Vision	1,380						
63621	FICA	650						
63622	Unemployment Insurance	20						
63624	Medicare Expense	150						
76101	Repairs and Maintenance	77,310	279,500	30,770	279,500			279,500
	Section 0001 Total	93,010	279,500	30,770	279,700			279,700
	Department 303302 Total	93,010	279,500	30,770	279,700			279,700



4/2/2014

Operating Budget By Fund and Division

Current Budget Year

Continuation

New or Expanded Service

	1 2013 Actual	2 2014 Original	3 2014 YTD Actual	4 2015 Request	5 2015 Mayor's	6 2015 Council	7 2015 Request	8 2015 Mayor's	9 2015 Council
Fund 4002 SANITARY SEWER R&O			Department 303400	Water Quality					
Adopted Budget Control Levels									
Personnel	8,652,090	10,532,400	5,891,400	9,782,310	9,782,310				
Operating	9,059,190	10,859,660	4,955,830	11,199,550	11,199,550				
Transfers	1,208,930								
Capital	2,848,650	5,374,580	572,450	3,520,000	3,520,000				
Total	21,768,860	26,766,640	11,419,680	24,501,860	24,501,860				

Budget Detail (Information Only)

Fund 4002 SANITARY SEWER R&O	Department 303204	Stormwater	Section 3321	Stormwater Administration
Account				
63111 Civil Service Salaries	49,250			
63511 Pension Contributions	8,980			
63615 Life/Health/Dental/Vision	5,910			
63621 FICA	2,760			
63622 Unemployment Insurance	90			
63624 Medicare Expense	620			
Section 3321 Total	67,610			
Fund 4002 SANITARY SEWER R&O	Department 303204	Stormwater	Section 3382	Sump Pump Redirection
Account				
92811 Construction-Sewer Collectic	59,000			
Section 3382 Total	59,000			
Department 303204 Total	126,610			



4/2/2014


Operating Budget By Fund and Division

		Current Budget Year		Continuation		New or Expanded Service			
		1	2	3	4	5	6	7	8
		2013	2014	2014 YTD	2015	2015	2015	2015	2015
		Actual	Original	Actual	Request	Mayor's	Council	Request	Mayor's
Fund	4002 SANITARY SEWER R&O		Department	303401	Water Quality Administration		Section	3401	Sanitary Sewer Administration
Account									
63111	Civil Service Salaries	1,097,520	1,664,460	607,320	1,315,400	1,315,400			
63121	Non-Civil Service Salaries	182,330	459,240	165,990	325,400	325,400			
63152	Overtime-CERS	12,080	8,000	9,220	5,000	5,000			
63312	Seasonal	77,320	90,000	30,330	90,000	90,000			
63313	Part Time - Non-CERS	7,100	23,000	18,930	23,000	23,000			
63411	Longevity	2,400	2,730	940	1,110	1,110			
63413	Sick Leave	49,130	45,600	36,420	35,800	35,800			
63416	Lump Sum Termination Pay	9,430		10,380					
63417	Sick Pay Service Credit	42,270		16,000					
63511	Pension Contributions	263,040	407,590	144,690	295,100	295,100			
63612	Health Insurance	14,030		9,550					
63615	Life/Health/Dental/Vision	161,290	294,500	95,520	214,300	214,300			
63621	FICA	81,830	142,170	48,740	111,300	111,300			
63622	Unemployment Insurance	2,570	5,540	2,410	4,310	4,310			
63623	Compensated Absences	-72,500							
63624	Medicare Expense	18,450	33,190	10,860	26,000	26,000			
63966	Payroll Recovery-Risk Mgmt	-17,270		-2,500					
63999	Payroll Recovery-Other		-379,640		-424,400	-424,400			
71201	Prof Svc - Legal	2,740	50,000	4,400	50,000	50,000			
71205	Prof Svc - Engineer	96,730	200,000	85,900	300,000	300,000			
71299	Prof Svc - Other	21,950	150,000	23,110	150,000	150,000			
71301	Rent/Lease - Land		1,000	380	1,000	1,000			
71302	Rent/Lease - Buildings	257,830	390,000	310,840	670,000	670,000			
71303	Rent/Lease - Equipment	7,830	15,000	7,610	18,000	18,000			
72101	Electric	3,130	3,480	3,270	3,480	3,480			
72102	Gas		1,060		950	950			
72103	Water	280	330	220	410	410			
72104	Sewer User Fee	70	80	50	80	80			
72105	Landfill User Fee	4,140	4,610	1,460	4,610	4,610			
72107	Water Quality Management I	9,490	10,500	7,780	10,970	10,970			
72202	Landline Phones	5,810	6,300	3,460	9,750	9,750			
72203	Cell Phones	31,690	43,500	27,500	43,500	43,500			
72204	Network Connectivity	860	1,500	1,460	4,000	4,000			
73101	Property and Casualty Exces	63,360	165,180	128,780	167,190	167,190			
73102	Property and Casualty Self I	1,534,420	920,730	15,480	1,165,390	1,165,390			
73302	Recovery - Vehicle Loss			-130					
74201	Business Travel	1,200	1,000	50					
75101	Operating Supplies and Exp	28,890	25,000	17,000	25,000	25,000			
75102	Food And Household Items	770	1,000	100	1,000	1,000			
75601	Clothing/Equipment - Other	14,650	3,000	840	500	500			
75801	Equipment Under \$5000	33,910	10,000	10,410	50,000	50,000			
76101	Repairs and Maintenance	4,840	5,850	6,730	5,850	5,850			
76102	Software Maintenance	110,570	120,680	88,870	124,000	124,000			
76201	Vehicle and Equipment Fuel	269,710	273,030	167,300	281,000	281,000			
76331	Vehicle Repairs and Mainte	357,340	415,530	187,300	370,000	370,000			
77801	Dues	7,740	12,000	13,040	12,000	12,000			
77802	Subscriptions and Publicatio		600						



4/2/2014

Operating Budget By Fund and Division



		Current Budget Year			Continuation	New or Expanded Service				
		1	2	3	4	5	6	7	8	9
		2013	2014	2014 YTD	2015	2015	2015	2015	2015	2015
		Actual	Original	Actual	Request	Mayor's	Council	Request	Mayor's	Council
78321	Claims And Judgment Exper	33,250								
96201	Computer Equipment		40,000	27,810						
96202	Software		15,000	10,430						
Section 3401 Total		4,834,220	5,682,340	2,356,250	5,491,000	5,491,000				
Fund 4002	SANITARY SEWER R&O		Department	303401	Water Quality Administration		Section 3402	Sanitary Sewer Safety		
Account										
71299	Prof Svc - Other		15,500	11,350	15,000	15,000				
75101	Operating Supplies and Expi	1,520	5,750	290	7,600	7,600				
75601	Clothing/Equipment - Other			9,920	16,500	16,500				
Section 3402 Total		1,520	21,250	21,560	39,100	39,100				
Fund 4002	SANITARY SEWER R&O		Department	303401	Water Quality Administration		Section 3411	Sewer Pre-Treatment		
Account										
63111	Civil Service Salaries	257,070	377,700	155,630	388,100	388,100				
63121	Non-Civil Service Salaries		28,830	8,900	33,700	33,700				
63152	Overtime-CERS	1,670	2,000	660	2,000	2,000				
63411	Longevity	310	330	210	330	330				
63413	Sick Leave	3,770	3,800	3,840	3,900	3,900				
63511	Pension Contributions	45,830	77,250	28,900	74,900	74,900				
63612	Health Insurance	3,120		2,290						
63615	Life/Health/Dental/Vision	29,910	70,700	19,880	71,500	71,500				
63621	FICA	14,120	25,590	9,400	26,500	26,500				
63622	Unemployment Insurance	440	1,140	460	1,030	1,030				
63623	Compensated Absences	-1,020								
63624	Medicare Expense	3,190	5,920	2,090	6,200	6,200				
63999	Payroll Recovery-Other		-212,400		-269,600	-269,600				
71299	Prof Svc - Other	28,640	53,820	19,020	35,000	35,000				
75101	Operating Supplies and Expi	1,900	2,240	2,140	2,240	2,240				
75102	Food And Household Items	70	500	270	500	500				
75104	Newspaper advertising			480	1,000	1,000				
75601	Clothing/Equipment - Other	480	1,850		1,850	1,850				
75801	Equipment Under \$5000	920	10,000	810	2,500	2,500				
76101	Repairs and Maintenance		1,000		1,000	1,000				
77801	Dues		1,000		1,000	1,000				
Section 3411 Total		390,420	451,270	254,980	383,650	383,650				
Department 303401 Total		5,226,160	6,154,860	2,632,790	5,913,750	5,913,750				



4/2/2014

Operating Budget By Fund and Division

		Current Budget Year			Continuation		New or Expanded Service			
		1	2	3	4	5	6	7	8	9
		2013	2014	2014 YTD	2015	2015	2015	2015	2015	2015
		Actual	Original	Actual	Request	Mayor's	Council	Request	Mayor's	Council
Fund 4002	SANITARY SEWER R&O		Department	303402	Town Branch Treatment Plant		Section	0001	Unallocated Subsection	
Account										
63111	Civil Service Salaries	1,221,010	1,367,810	772,810	1,321,900	1,321,900				
63121	Non-Civil Service Salaries		73,300		58,300	58,300				
63152	Overtime-CERS	25,290	33,000	26,590	33,000	33,000				
63411	Longevity	4,790	4,800	3,270	4,800	4,800				
63413	Sick Leave	29,930	33,400	28,580	30,100	30,100				
63416	Lump Sum Termination Pay	3,300		10,500						
63417	Sick Pay Service Credit	11,150		15,760						
63511	Pension Contributions	230,130	279,320	142,780	250,600	250,600				
63612	Health Insurance	11,430		8,780						
63615	Life/Health/Dental/Vision	146,590	253,600	93,280	245,200	245,200				
63621	FICA	71,140	93,750	46,890	89,800	89,800				
63622	Unemployment Insurance	2,210	3,760	2,320	3,480	3,480				
63623	Compensated Absences	30,310								
63624	Medicare Expense	16,020	21,970	10,440	21,000	21,000				
63999	Payroll Recovery-Other		-7,900							
71299	Prof Svc - Other	16,220	22,000	9,360	22,000	22,000				
71301	Rent/Lease - Land	1,990	3,000	2,020	3,000	3,000				
71303	Rent/Lease - Equipment	23,630	25,000	17,750	29,000	29,000				
72101	Electric	704,870	801,730	484,390	838,390	838,390				
72102	Gas	109,100	107,680	72,730	93,070	93,070				
72103	Water	74,040	63,310	63,260	93,080	93,080				
72104	Sewer User Fee	450	650	340	520	520				
72105	Landfill User Fee	432,220	504,210	226,610	504,210	504,210				
72107	Water Quality Management I	34,330	37,790	24,930	37,790	37,790				
74201	Business Travel		270							
75101	Operating Supplies and Expi	204,060	240,000	88,130	240,000	240,000				
75102	Food And Household Items	410		650	500	500				
75601	Clothing/Equipment - Other	2,060	5,000	450	2,000	2,000				
75801	Equipment Under \$5000	23,730	30,000	8,630	30,000	30,000				
76101	Repairs and Maintenance	346,170	430,000	178,570	430,000	430,000				
76201	Vehicle and Equipment Fuel	2,570	4,500							
77801	Dues		270	110	270	270				
91017	Remodeling	1,225,560	2,984,580	368,650	2,550,000	2,550,000				
96468	Equipment	133,210								
Section 0001 Total		5,137,920	7,416,800	2,708,580	6,932,010	6,932,010				
Department 303402 Total		5,137,920	7,416,800	2,708,580	6,932,010	6,932,010				



4/2/2014

Operating Budget By Fund and Division

		Current Budget Year			Continuation		New or Expanded Service			
		1	2	3	4	5	6	7	8	9
		2013	2014	2014 YTD	2015	2015	2015	2015	2015	2015
		Actual	Original	Actual	Request	Mayor's	Council	Request	Mayor's	Council
Fund 4002	SANITARY SEWER R&O		Department	303403	West Hickman Treatment Plant		Section	0001	Unallocated Subsection	
Account										
63111	Civil Service Salaries	1,106,410	1,143,250	632,650	1,034,000	1,034,000				
63121	Non-Civil Service Salaries		50,600	16,620	54,000	54,000				
63152	Overtime-CERS	28,970	30,000	41,470	30,000	30,000				
63411	Longevity	5,720	5,270	2,280	2,840	2,840				
63413	Sick Leave	28,620	28,390	20,510	20,600	20,600				
63416	Lump Sum Termination Pay	9,740		19,360						
63417	Sick Pay Service Credit	16,600		31,670						
63511	Pension Contributions	211,290	232,190	126,520	198,100	198,100				
63612	Health Insurance	10,910		6,490						
63615	Life/Health/Dental/Vision	132,770	214,600	78,740	201,500	201,500				
63621	FICA	65,580	77,950	42,120	70,800	70,800				
63622	Unemployment Insurance	2,010	3,130	2,080	2,740	2,740				
63623	Compensated Absences	20								
63624	Medicare Expense	14,790	18,220	9,370	16,600	16,600				
71210	Prof Svc - Waste Disposal	70								
71299	Prof Svc - Other	16,130	28,000	5,460	25,000	25,000				
71301	Rent/Lease - Land	250								
71303	Rent/Lease - Equipment	23,290	22,250	14,380	25,000	25,000				
71399	Rent/Lease - Other	630								
72101	Electric	741,710	862,060	515,980	893,950	893,950				
72102	Gas	94,170	90,000	58,070	94,170	94,170				
72103	Water	23,830	25,260	26,700	33,970	33,970				
72105	Landfill User Fee	578,380	650,580	332,860	607,310	607,310				
72202	Landline Phones	3,160	3,500	1,670	1,750	1,750				
74201	Business Travel		280							
75101	Operating Supplies and Expr	245,950	450,000	149,000	450,000	450,000				
75102	Food And Household Items	310		270	500	500				
75601	Clothing/Equipment - Other	2,090	9,000		6,000	6,000				
75801	Equipment Under \$5000	9,810	28,000	15,650	28,000	28,000				
76101	Repairs and Maintenance	186,480	245,000	113,100	245,000	245,000				
76201	Vehicle and Equipment Fuel		10,000							
77801	Dues	540	720	300	720	720				
77802	Subscriptions and Publicatio		180							
81109	Transfer to Sanitary Sewer	750,000								
91017	Remodeling	898,040	1,541,000	103,820	555,000	555,000				
Section 0001 Total		5,208,270	5,769,430	2,367,140	4,597,550	4,597,550				
Department 303403 Total		5,208,270	5,769,430	2,367,140	4,597,550	4,597,550				



4/2/2014

Operating Budget By Fund and Division

Current Budget Year

Continuation

New or Expanded Service

		1	2	3	4	5	6	7	8	9
		2013	2014	2014 YTD	2015	2015	2015	2015	2015	2015
		Actual	Original	Actual	Request	Mayor's	Council	Request	Mayor's	Council
Fund 4002	SANITARY SEWER R&O		Department	303404	Bluesky Treatment Plant		Section	0001	Unallocated Subsection	
Account										
71210	Prof Svc - Waste Disposal	820		490						
71299	Prof Svc - Other	40,520	50,000	29,570	50,000	50,000				
72101	Electric	18,550	20,490	13,310	21,910	21,910				
72103	Water	23,020	27,790	13,790	23,020	23,020				
72107	Water Quality Management I	110	130	70	130	130				
75101	Operating Supplies and Exp	1,200	5,000	1,130	5,000	5,000				
75801	Equipment Under \$5000	370	2,500		2,500	2,500				
76101	Repairs and Maintenance	7,790	15,000	7,710	15,000	15,000				
Section 0001 Total		92,380	120,910	66,070	117,560	117,560				
Department 303404 Total		92,380	120,910	66,070	117,560	117,560				



4/2/2014

Operating Budget By Fund and Division

		Current Budget Year			Continuation	New or Expanded Service				
		1	2	3	4	5	6	7	8	9
		2013	2014	2014 YTD	2015	2015	2015	2015	2015	2015
		Actual	Original	Actual	Request	Mayor's	Council	Request	Mayor's	Council
Fund 4002	SANITARY SEWER R&O		Department	303405	Pump Station Maintenance		Section	0001	Unallocated Subsection	
Account										
63111	Civil Service Salaries	562,510	652,280	401,560	594,700	594,700				
63152	Overtime-CERS	7,880	16,100	6,940	16,100	16,100				
63411	Longevity	1,280	1,170	770	1,130	1,130				
63413	Sick Leave	9,620	6,800	8,300	12,900	12,900				
63416	Lump Sum Termination Pay	13,340								
63417	Sick Pay Service Credit	15,330								
63511	Pension Contributions	107,070	126,510	71,440	108,100	108,100				
63612	Health Insurance	5,200		4,200						
63615	Life/Health/Dental/Vision	67,540	117,990	48,490	106,900	106,900				
63621	FICA	33,640	41,980	23,230	38,700	38,700				
63622	Unemployment Insurance	1,060	1,840	1,150	1,500	1,500				
63623	Compensated Absences	-33,140								
63624	Medicare Expense	7,580	9,850	5,170	9,100	9,100				
71299	Prof Svc - Other	1,010	1,800		1,170	1,170				
71303	Rent/Lease - Equipment	80	10,000	5,370	14,200	14,200				
71399	Rent/Lease - Other	8,350	2,500	850	2,500	2,500				
72101	Electric	732,310	898,450	545,720	843,440	843,440				
72102	Gas	680	710	2,200	3,400	3,400				
72103	Water	19,270	28,660	14,720	24,160	24,160				
72104	Sewer User Fee	860	2,280	1,280	2,200	2,200				
72105	Landfill User Fee	1,480	1,360	740	1,610	1,610				
72107	Water Quality Management I	5,020	5,320	3,460	5,320	5,320				
74201	Business Travel		140							
75101	Operating Supplies and Expi	760,620	1,230,770	452,990	1,030,770	1,030,770				
75102	Food And Household Items			220	1,000	1,000				
75601	Clothing/Equipment - Other	530	3,950		2,450	2,450				
75801	Equipment Under \$5000	5,080	17,000	1,120	17,000	17,000				
76101	Repairs and Maintenance	206,370	319,060	80,000	319,060	319,060				
76201	Vehicle and Equipment Fuel	80	18,000							
77801	Dues		540		540	540				
91017	Remodeling	87,830	138,000	21,280	125,000	125,000				
96958	Truck-Light Duty	26,820								
Section 0001 Total		2,655,300	3,653,060	1,701,200	3,282,950	3,282,950				
Department 303405 Total		2,655,300	3,653,060	1,701,200	3,282,950	3,282,950				



4/2/2014

Operating Budget By Fund and Division

		Current Budget Year			Continuation	New or Expanded Service				
		1	2	3	4	5	6	7	8	9
		2013	2014	2014 YTD	2015	2015	2015	2015	2015	2015
		Actual	Original	Actual	Request	Mayor's	Council	Request	Mayor's	Council
Fund 4002	SANITARY SEWER R&O		Department	303406	Sewer Line Maintenance		Section	3453	Contract Maintenance	
Account										
63111	Civil Service Salaries	1,000,270	1,319,950	663,000	1,304,400	1,304,400				
63152	Overtime-CERS	88,010	148,100	107,010	135,000	135,000				
63411	Longevity	1,450	2,320	830	2,300	2,300				
63413	Sick Leave	26,440	31,300	23,860	26,700	26,700				
63416	Lump Sum Termination Pay	12,250								
63417	Sick Pay Service Credit	18,430								
63419	Military Pay	4,300		1,100						
63511	Pension Contributions	202,080	277,710	134,720	254,800	254,800				
63612	Health Insurance	12,990		8,400						
63615	Life/Health/Dental/Vision	119,720	277,090	80,130	281,000	281,000				
63621	FICA	62,750	93,010	43,840	91,000	91,000				
63622	Unemployment Insurance	1,950	3,440	2,170	3,520	3,520				
63623	Compensated Absences	-16,190								
63624	Medicare Expense	14,200	21,730	9,750	21,300	21,300				
63966	Payroll Recovery-Risk Mgmt			-80						
63999	Payroll Recovery-Other		-342,830		-339,200	-339,200				
71299	Prof Svc - Other	48,690	80,800	41,020	80,800	80,800				
71301	Rent/Lease - Land	730	4,800	1,150	4,800	4,800				
71303	Rent/Lease - Equipment	9,130	33,500	9,510	33,500	33,500				
71399	Rent/Lease - Other	4,790								
72202	Landline Phones	570	600	190	400	400				
74201	Business Travel		450							
75101	Operating Supplies and Expt	22,960	55,000	14,590	40,000	40,000				
75102	Food And Household Items	1,420	1,200	640	1,200	1,200				
75601	Clothing/Equipment - Other	3,610	7,000	1,340	1,500	1,500				
75801	Equipment Under \$5000	45,190	61,000	8,070	40,000	40,000				
76101	Repairs and Maintenance	151,740	209,900	86,570	209,900	209,900				
76332	Vehicle Washes And Supplie	1,620	1,700	900	1,700	1,700				
77801	Dues		450		450	450				
95802	Photographic Equipment	27,340								
96461	Safety Equipment	15,870								
96961	Truck-Sewer Vacuum	374,980								
Section 3453 Total		2,257,290	2,288,220	1,238,710	2,195,070	2,195,070				
Department 303406 Total		2,257,290	2,288,220	1,238,710	2,195,070	2,195,070				



4/2/2014

Operating Budget By Fund and Division

		Current Budget Year				Continuation	New or Expanded Service			
		1 2013 Actual	2 2014 Original	3 2014 YTD Actual	4 2015 Request	5 2015 Mayor's	6 2015 Council	7 2015 Request	8 2015 Mayor's	9 2015 Council
Fund	4002 SANITARY SEWER R&O		Department	303407	Laboratory		Section	0001	Unallocated	Subsection
Account										
63111	Civil Service Salaries	180,550	242,300	119,910	174,300	174,300				
63152	Overtime-CERS	1,040	1,300	650	1,300	1,300				
63411	Longevity	700	700	470	700	700				
63413	Sick Leave	2,370	2,400	3,640	5,900	5,900				
63416	Lump Sum Termination Pay	290								
63417	Sick Pay Service Credit	1,390								
63511	Pension Contributions	33,540	46,200	21,110	31,100	31,100				
63612	Health Insurance	2,080		1,530						
63615	Life/Health/Dental/Vision	21,700	46,300	14,470	30,500	30,500				
63621	FICA	10,320	15,300	6,850	11,300	11,300				
63622	Unemployment Insurance	320	680	340	440	440				
63623	Compensated Absences	1,500								
63624	Medicare Expense	2,330	3,600	1,530	2,600	2,600				
63999	Payroll Recovery-Other		-20,000		-20,900	-20,900				
71303	Rent/Lease - Equipment		200		200	200				
75101	Operating Supplies and Expense	72,900	80,000	36,840	80,000	80,000				
75601	Clothing/Equipment - Other		250		250	250				
75801	Equipment Under \$5000	3,130	10,000		10,000	10,000				
76101	Repairs and Maintenance	17,040	20,000	11,170	15,000	15,000				
77801	Dues	240	1,000	240	500	500				
96002	Laboratory Equipment		156,000	12,310	20,000	20,000				
	Section 0001 Total	351,440	606,230	231,060	363,190	363,190				
	Department 303407 Total	351,440	606,230	231,060	363,190	363,190				



4/2/2014

Operating Budget By Fund and Division

		Current Budget Year				Continuation	New or Expanded Service		
		1	2	3	4	5	6	7	8
		2013	2014	2014 YTD	2015	2015	2015	2015	2015
		Actual	Original	Actual	Request	Mayor's	Council	Request	Mayor's
Fund	4002 SANITARY SEWER R&O		Department	303408	Construction Management		Section	3467	Construction Management Admini
Account									
63111	Civil Service Salaries	171,630	285,900	102,210	249,800	249,800			
63413	Sick Leave	12,240	13,700	11,440	11,700	11,700			
63511	Pension Contributions	31,300	54,000	17,820	44,100	44,100			
63612	Health Insurance	2,080		1,530					
63615	Life/Health/Dental/Vision	20,610	38,600	12,340	30,500	30,500			
63621	FICA	9,640	18,600	5,800	16,200	16,200			
63622	Unemployment Insurance	300	830	290	630	630			
63623	Compensated Absences	2,660							
63624	Medicare Expense	2,170	4,300	1,290	3,800	3,800			
63999	Payroll Recovery-Other		-166,300		-214,000	-214,000			
74201	Business Travel		200						
75101	Operating Supplies and Exp	510	3,000		3,000	3,000			
75102	Food And Household Items	200	100		100	100			
75601	Clothing/Equipment - Other	780	1,500		500	500			
75801	Equipment Under \$5000	440	1,400		1,000	1,000			
76101	Repairs and Maintenance		1,000						
77801	Dues		300		300	300			
	Section 3467 Total	254,560	257,130	152,720	147,630	147,630			
Fund	4002 SANITARY SEWER R&O		Department	303408	Construction Management		Section	3468	Construction Management
Account									
81109	Transfer to Sanitary Sewer	458,930							
	Section 3468 Total	458,930							
	Department 303408 Total	713,490	257,130	152,720	147,630	147,630			



4/2/2014

Operating Budget By Fund and Division

		Current Budget Year			Continuation	New or Expanded Service				
		1	2	3	4	5	6	7	8	9
		2013	2014	2014 YTD	2015	2015	2015	2015	2015	2015
		Actual	Original	Actual	Request	Mayor's	Council	Request	Mayor's	Council
Fund 4002	SANITARY SEWER R&O		Department	303410	Capacity Assurance Program		Section	3471	CAP Administration	
Account										
63111	Civil Service Salaries			14,030	36,500	36,500				
63121	Non-Civil Service Salaries				59,500	59,500				
63152	Overtime-CERS			360						
63413	Sick Leave			3,470	3,500	3,500				
63511	Pension Contributions			2,550	17,000	17,000				
63615	Life/Health/Dental/Vision			1,720	15,300	15,300				
63621	FICA			840	6,200	6,200				
63622	Unemployment Insurance			40	240	240				
63624	Medicare Expense			180	1,400	1,400				
	Section 3471 Total			23,190	139,640	139,640				
Fund 4002	SANITARY SEWER R&O		Department	303410	Capacity Assurance Program		Section	3472	Inflow and Infiltration	
Account										
63111	Civil Service Salaries			76,200	108,700	108,700				
63511	Pension Contributions			13,430	19,200	19,200				
63615	Life/Health/Dental/Vision			9,190	15,300	15,300				
63621	FICA			4,320	6,700	6,700				
63622	Unemployment Insurance			210	260	260				
63624	Medicare Expense			960	1,600	1,600				
	Section 3472 Total			104,310	151,760	151,760				
Fund 4002	SANITARY SEWER R&O		Department	303410	Capacity Assurance Program		Section	3473	Private I and I Elimination	
Account										
63111	Civil Service Salaries			59,210	120,400	120,400				
63413	Sick Leave			2,270	2,300	2,300				
63511	Pension Contributions			10,440	21,300	21,300				
63615	Life/Health/Dental/Vision			7,180	22,900	22,900				
63621	FICA			3,400	7,600	7,600				
63622	Unemployment Insurance			170	290	290				
63624	Medicare Expense			750	1,800	1,800				
92811	Construction-Sewer Collectic	500,000		28,150	270,000	270,000				
	Section 3473 Total	500,000		111,570	446,590	446,590				
Fund 4002	SANITARY SEWER R&O		Department	303410	Capacity Assurance Program		Section	3474	Sanitary Sewer Tap-on Desk	
Account										
63111	Civil Service Salaries			55,570	144,500	144,500				
63152	Overtime-CERS			340	500	500				
63413	Sick Leave			5,780	5,900	5,900				
63511	Pension Contributions			9,860	25,600	25,600				
63615	Life/Health/Dental/Vision			6,730	25,700	25,700				
63621	FICA			3,190	9,400	9,400				
63622	Unemployment Insurance			160	360	360				
63624	Medicare Expense			710	2,200	2,200				
	Section 3474 Total			82,340	214,160	214,160				
	Department 303410 Total	500,000		321,410	952,150	952,150				



4/2/2014

Operating Budget By Fund and Division

Current Budget Year

Continuation

New or Expanded Service

	1 2013 Actual	2 2014 Original	3 2014 YTD Actual	4 2015 Request	5 2015 Mayor's	6 2015 Council	7 2015 Request	8 2015 Mayor's	9 2015 Council
Fund 4002 SANITARY SEWER R&O			Department 313200	Environmental Policy					
Adopted Budget Control Levels									
Personnel	273,330	297,820	144,510	226,260	226,260				
Operating	235,110	146,430	38,530	44,650	44,650				
Transfers									
Capital									
Total	508,440	444,250	183,040	270,910	270,910				
Budget Detail (Information Only)									
Fund 4002 SANITARY SEWER R&O		Department	313201	Environmental Policy		Section	3091	Compliance Administration	
Account									
63111 Civil Service Salaries	198,100	211,350	105,790	161,300	161,300				
63411 Longevity		120		270	270				
63413 Sick Leave		2,400		2,800	2,800				
63416 Lump Sum Termination Pay	1,290								
63511 Pension Contributions	36,110	39,970	18,410	28,500	28,500				
63615 Life/Health/Dental/Vision	23,770	27,010	12,730	20,400	20,400				
63621 FICA	11,190	13,260	5,950	10,200	10,200				
63622 Unemployment Insurance	350	590	300	390	390				
63624 Medicare Expense	2,520	3,120	1,330	2,400	2,400				
71299 Prof Svc - Other		5,000							
73101 Property and Casualty Exces				90	90				
73102 Property and Casualty Self li	20	930		630	630				
Section 3091 Total	273,350	303,750	144,510	226,980	226,980				
Fund 4002 SANITARY SEWER R&O		Department	313201	Environmental Policy		Section	3092	Remediation and Compliance	
Account									
71299 Prof Svc - Other	3,940	5,000	2,600	5,000	5,000				
76201 Vehicle and Equipment Fuel	1,710	580	330	200	200				
Section 3092 Total	5,650	5,580	2,930	5,200	5,200				
Fund 4002 SANITARY SEWER R&O		Department	313201	Environmental Policy		Section	3095	Environmental Education and Ou	
Account									
71299 Prof Svc - Other	226,790	100,000	35,360	30,000	30,000				
75101 Operating Supplies and Expi	2,650		230	2,500	2,500				
75102 Food And Household Items			10						
Section 3095 Total	229,440	100,000	35,600	32,500	32,500				
Fund 4002 SANITARY SEWER R&O		Department	313201	Environmental Policy		Section	3099	Energy Improvement for Envir	
Account									
71299 Prof Svc - Other		34,920		6,230	6,230				
Section 3099 Total		34,920		6,230	6,230				
Department 313201 Total	508,440	444,250	183,040	270,910	270,910				



4/2/2014

Operating Budget By Fund and Division

Current Budget Year

Continuation

New or Expanded Service

	1 2013 Actual	2 2014 Original	3 2014 YTD Actual	4 2015 Request	5 2015 Mayor's	6 2015 Council	7 2015 Request	8 2015 Mayor's	9 2015 Council
Fund 4002 SANITARY SEWER R&O			Department	606200	Adult and Tenant Services				
Adopted Budget Control Levels									
Personnel									
Operating	19,290	83,250	11,830	40,000	40,000				
Transfers									
Capital									
Total	19,290	83,250	11,830	40,000	40,000				
Budget Detail (Information Only)									
Fund 4002 SANITARY SEWER R&O		Department	606201	Adult and Tenant Services Administration		Section	6212	Emergency Financial Assistance	
Account									
78111 Assistance-User Fee	19,150	83,250	11,830	40,000	40,000				
78112 Assistance-Other	140								
Section 6212 Total	19,290	83,250	11,830	40,000	40,000				
Department 606201 Total	19,290	83,250	11,830	40,000	40,000				



4/2/2014

Operating Budget By Fund and Division

Current Budget Year

Continuation

New or Expanded Service

	1 2013 Actual	2 2014 Original	3 2014 YTD Actual	4 2015 Request	5 2015 Mayor's	6 2015 Council	7 2015 Request	8 2015 Mayor's	9 2015 Council
--	---------------------	-----------------------	-------------------------	----------------------	----------------------	----------------------	----------------------	----------------------	----------------------

Fund 4002 SANITARY SEWER R&O

Department 707200 Facilities and Fleet Management

Adopted Budget Control Levels

Personnel

Operating	11,900	57,000	18,550	87,000	87,000				
-----------	--------	--------	--------	--------	--------	--	--	--	--

Transfers

Capital	19,530	688,400	73,740	1,048,000	1,048,000				
---------	--------	---------	--------	-----------	-----------	--	--	--	--

Total	31,430	745,400	92,290	1,135,000	1,135,000				
-------	--------	---------	--------	-----------	-----------	--	--	--	--

Budget Detail (Information Only)

Fund	4002	SANITARY SEWER R&O	Department	707301	Fleet Services Operations	Section	0001	Unallocated Subsection
------	------	--------------------	------------	--------	---------------------------	---------	------	------------------------


Account

71299	Prof Svc - Other	2,600	4,000	750	4,000	4,000		
76101	Repairs and Maintenance		3,000		3,000	3,000		
96468	Equipment		30,000		10,000	10,000		
96951	Automobiles Except Police		40,000	73,740	18,000	18,000		
96955	Truck-Dump		250,000		600,000	600,000		
96958	Truck-Light Duty	19,530	50,000					
96959	Truck-Medium Duty		35,000		80,000	80,000		
96960	Truck-SUV		25,000					
96965	Van		30,000		25,000	25,000		
97453	Trailer		3,400		10,000	10,000		
97455	Utility Bed		35,000					
97651	Off Road Construction Equip		60,000		230,000	230,000		
97652	Leaf Loaders		60,000					
97653	Trucksters/ATV's		50,000					
97654	Tractor				50,000	50,000		
97655	Mower		10,000					
97656	Tractor Attachments		10,000		25,000	25,000		
	Section 0001 Total	22,130	695,400	74,490	1,055,000	1,055,000		
	Department 707301 Total	22,130	695,400	74,490	1,055,000	1,055,000		



4/2/2014

Operating Budget By Fund and Division



		Current Budget Year				Continuation	New or Expanded Service			
		1	2	3	4	5	6	7	8	9
		2013	2014	2014 YTD	2015	2015	2015	2015	2015	2015
		Actual	Original	Actual	Request	Mayor's	Council	Request	Mayor's	Council
Fund 4002	SANITARY SEWER R&O		Department	707501	Building Maintenance		Section	7041	Bld Maint Old Frankfort Pike	
Account										
76101	Repairs and Maintenance	9,300	50,000	17,800	80,000	80,000				
	Section 7041 Total	9,300	50,000	17,800	80,000	80,000				
	Department 707501 Total	9,300	50,000	17,800	80,000	80,000				

**Summary of Revenue and Appropriations
FY 2015 Mayor's Proposed Budget
Sanitary Sewer Construction**

	FY 2013 Adopted	FY 2014 Adopted	FY 2015 Proposed	\$ Change	% Change
Revenue					
Other Financing Sources	\$ 20,000,000	\$ 25,000,000	\$ 37,272,940	\$ 12,272,940	49%
Total Revenues	\$ 20,000,000	\$ 25,000,000	\$ 37,272,940	\$ 12,272,940	49%
July 1 Estimated Reserves	9,000,000	23,909,500	-	(23,909,500)	-100%
Total Available	\$ 29,000,000	\$ 48,909,500	\$ 37,272,940	\$ (11,636,560)	-24%
Appropriations					
Operating Expenditures					
Operating	\$ 4,050,000	\$ 3,345,000	\$ 1,100,000	\$ (2,245,000)	-67%
Total Operating	\$ 4,050,000	\$ 3,345,000	\$ 1,100,000	\$ (2,245,000)	-67%
Capital Expenditures					
CIP Capital	\$ 16,406,108	\$ 40,252,830	\$ 32,077,650	\$ (8,175,180)	-20%
Operating Capital	333,330	-	-	-	
Total Capital	\$ 16,739,438	\$ 40,252,830	\$ 32,077,650	\$ (8,175,180)	-20%
Total Operating and Capital	\$ 20,789,438	\$ 43,597,830	\$ 33,177,650	\$ (10,420,180)	-24%
Fund Balance, June 30	\$ 8,210,562	\$ 5,311,670	\$ 4,095,290	\$ (1,216,380)	-23%

REVENUE STATEMENT

Acct. Code	DESCRIPTION	FY 2011 Actual	FY 2012 Actual	FY 2013 Actual	FY 2014 Adopted	FY 2014 Amended	FY 2014 Year to Date Thru February	FY 2014 Revised Estimate	FY 2015 Estimate	FY 2015 Estimate versus FY 2014 Revised	
										\$	%
42630	Privilege Fees	150,622	29,668	68,886	0	0	89,413	189,300	0	(189,300)	-100.0%
44010	Intergovernmental - Federal	0	0	0	0	0	0	0	0	0	0.0%
44040	Intergovernmental - State/Oth	0	278,731	0	0	0	0	0	0	0	0.0%
45111	Interest	0	0	0	0	0	0	0	0	0	0.0%
45141	Interest - Restricted Funds	1,706	381	470	0	0	123	0	0	0	0.0%
45916	Transfer From Sanitary Sewer	355,000	0	458,935	0	0	0	0	0	0	0.0%
45925	Transfer From Other Funds	0	0	0	0	0	0	0	0	0	0.0%
45610	Debt Proceeds	0	0	0	25,000,000	25,000,000	0	0	37,272,940	37,272,940	--
46570	Performance Bond Forfeitures	116,237	0	0	0	0	0	0	0	0	0.0%
Grand Total Revenue		623,564	308,780	528,291	25,000,000	25,000,000	89,536	189,300	37,272,940	37,083,640	19589.9%



4/2/2014

Operating Budget By Fund and Division

Current Budget Year

Continuation

New or Expanded Service

	1 2013 Actual	2 2014 Original	3 2014 YTD Actual	4 2015 Request	5 2015 Mayor's	6 2015 Council	7 2015 Request	8 2015 Mayor's	9 2015 Council
Fund 4003 SANITARY SEWER CONSTRUCTION			Department 303200	Engineering					
Adopted Budget Control Levels									
Personnel									
Operating									
Transfers									
Capital	367,400	548,000	503,530	513,000	513,000				
Total	367,400	548,000	503,530	513,000	513,000				

Budget Detail (Information Only)

Fund 4003 SANITARY SEWER CONSTRUCTION	Department 303202	Design and Engineering Service	Section 3223	Engineering Sanitary Sewers
Account				
91715 Construction-Street	367,400	548,000	503,530	513,000
Section 3223 Total	367,400	548,000	503,530	513,000
Department 303202 Total	367,400	548,000	503,530	513,000



4/2/2014

Operating Budget By Fund and Division

Current Budget Year

Continuation


New or Expanded Service

	1	2	3	4	5	6	7	8	9
	2013	2014	2014 YTD	2015	2015	2015	2015	2015	2015
	Actual	Original	Actual	Request	Mayor's	Council	Request	Mayor's	Council
Fund 4003 SANITARY SEWER CONSTRUCTION			Department 303400	Water Quality					
Adopted Budget Control Levels									
Personnel									
Operating	1,867,980	3,345,000	1,890,200	1,100,000	1,100,000				
Transfers	-750,000								
Capital	15,071,350	39,704,830	15,398,770	31,564,650	31,564,650				
Total	16,189,330	43,049,830	17,288,970	32,664,650	32,664,650				
Budget Detail (Information Only)									
Fund 4003 SANITARY SEWER CONSTRUCTION		Department	303401	Water Quality Administration		Section	3401	Sanitary Sewer Administration	
Account									
71299 Prof Svc - Other	49,970	100,000	6,620						
92711 Construction-Treatment Plant				2,145,500	2,145,500				
96201 Computer Equipment	30,470								
96202 Software	-5,890								
Section 3401 Total	74,550	100,000	6,620	2,145,500	2,145,500				
Fund 4003 SANITARY SEWER CONSTRUCTION		Department	303401	Water Quality Administration		Section	3421	Treatment Plant Construction	
Account									
92711 Construction-Treatment Plant	4,495,880		5,242,630						
Section 3421 Total	4,495,880		5,242,630						
Fund 4003 SANITARY SEWER CONSTRUCTION		Department	303401	Water Quality Administration		Section	3423	Unsewered Pockets	
Account									
92811 Construction-Sewer Collection		61,500							
Section 3423 Total		61,500							
Fund 4003 SANITARY SEWER CONSTRUCTION		Department	303401	Water Quality Administration		Section	3424	Expansion Area	
Account									
92811 Construction-Sewer Collection	1,271,850		1,201,970						
Section 3424 Total	1,271,850		1,201,970						
Fund 4003 SANITARY SEWER CONSTRUCTION		Department	303401	Water Quality Administration		Section	3425	Consent Decree	
Account									
71205 Prof Svc - Engineer	1,083,180	595,000	632,570	500,000	500,000				
71223 Prof Svc - Sewer Maintenance	732,880	1,600,000	1,018,860	600,000	600,000				
92811 Construction-Sewer Collection	930,570		419,620						
96201 Computer Equipment	8,170								
96202 Software	7,750		4,180						
Section 3425 Total	2,762,550	2,195,000	2,075,230	1,100,000	1,100,000				
Department 303401 Total	8,604,830	2,356,500	8,526,450	3,245,500	3,245,500				



4/2/2014

Operating Budget By Fund and Division




		Current Budget Year			Continuation	New or Expanded Service				
		1	2	3	4	5	6	7	8	9
		2013	2014	2014 YTD	2015	2015	2015	2015	2015	2015
		Actual	Original	Actual	Request	Mayor's	Council	Request	Mayor's	Council
Fund 4003	SANITARY SEWER CONSTRUCTION		Department	303403	West Hickman Treatment Plant		Section	0001	Unallocated Subsection	
Account										
81609	Transfer from Sanitary Sewer	-750,000								
92711	Construction-Treatment Plant	5,830								
96001	Gas Analysis and Monitoring	17,970								
96003	Sewage and Waste Treating	172,500		950						
Section 0001 Total		-553,700		950						
Department 303403 Total		-553,700		950						



4/2/2014

Operating Budget By Fund and Division



		Current Budget Year			Continuation	New or Expanded Service				
		1	2	3	4	5	6	7	8	9
		2013	2014	2014 YTD	2015	2015	2015	2015	2015	2015
		Actual	Original	Actual	Request	Mayor's	Council	Request	Mayor's	Council
Fund 4003	SANITARY SEWER CONSTRUCTION		Department	303405	Pump Station Maintenance		Section	0001	Unallocated Subsection	
Account										
92811	Construction-Sewer Collectic		333,330		333,300	333,300				
96001	Gas Analysis and Monitoring	5,490								
96004	Sewage and Sludge Pumps			146,510						
Section 0001 Total		5,490	333,330	146,510	333,300	333,300				
Department 303405 Total		5,490	333,330	146,510	333,300	333,300				



4/2/2014

Operating Budget By Fund and Division

Current Budget Year

Continuation

New or Expanded Service

		1	2	3	4	5	6	7	8	9
		2013	2014	2014 YTD	2015	2015	2015	2015	2015	2015
		Actual	Original	Actual	Request	Mayor's	Council	Request	Mayor's	Council
Fund 4003	SANITARY SEWER CONSTRUCTION		Department	303406	Sewer Line Maintenance		Section	3453	Contract Maintenance	
Account										
71223	Prof Svc - Sewer Maintenance	1,950								
	Section 3453 Total	1,950								
	Department 303406 Total	1,950								



4/2/2014

Operating Budget By Fund and Division

Current Budget Year

Continuation


New or Expanded Service

	1	2	3	4	5	6	7	8	9
	2013	2014	2014 YTD	2015	2015	2015	2015	2015	2015
	Actual	Original	Actual	Request	Mayor's	Council	Request	Mayor's	Council
Fund 4003 SANITARY SEWER CONSTRUCTION		Department	303407	Laboratory		Section	0001	Unallocated Subsection	
Account									
96002 Laboratory Equipment	32,890								
Section 0001 Total	32,890								
Department 303407 Total	32,890								



4/2/2014

Operating Budget By Fund and Division




		Current Budget Year				Continuation	New or Expanded Service			
		1	2	3	4	5	6	7	8	9
		2013	2014	2014 YTD	2015	2015	2015	2015	2015	2015
		Actual	Original	Actual	Request	Mayor's	Council	Request	Mayor's	Council
Fund 4003	SANITARY SEWER CONSTRUCTION		Department	303408	Construction Management		Section	3462	I/I Reduction	
Account										
92811	Construction-Sewer Collectic	3,171,170		1,898,040						
	Section 3462 Total	3,171,170		1,898,040						
Fund 4003	SANITARY SEWER CONSTRUCTION		Department	303408	Construction Management		Section	3466	RMP-Remedial Measures Plan	
Account										
71301	Rent/Lease - Land			232,150						
92811	Construction-Sewer Collectic	273,200	34,310,000	1,065,800	24,085,850	24,085,850				
	Section 3466 Total	273,200	34,310,000	1,297,950	24,085,850	24,085,850				
Fund 4003	SANITARY SEWER CONSTRUCTION		Department	303408	Construction Management		Section	3468	Construction Management	
Account										
92811	Construction-Sewer Collectic	4,653,500		4,067,200						
	Section 3468 Total	4,653,500		4,067,200						
	Department 303408 Total	8,097,870	34,310,000	7,263,190	24,085,850	24,085,850				



4/2/2014

Operating Budget By Fund and Division



		Current Budget Year			Continuation	New or Expanded Service				
		1	2	3	4	5	6	7	8	9
		2013	2014	2014 YTD	2015	2015	2015	2015	2015	2015
		Actual	Original	Actual	Request	Mayor's	Council	Request	Mayor's	Council
Fund 4003	SANITARY SEWER CONSTRUCTION		Department	303410	Capacity Assurance Program		Section	3471	CAP Administration	
Account										
71205	Prof Svc - Engineer		1,050,000							
	Section 3471 Total		1,050,000							
Fund 4003	SANITARY SEWER CONSTRUCTION		Department	303410	Capacity Assurance Program		Section	3472	Inflow and Infiltration	
Account										
92811	Construction-Sewer Collectic		5,000,000	1,351,870	5,000,000	5,000,000				
	Section 3472 Total		5,000,000	1,351,870	5,000,000	5,000,000				
	Department 303410 Total		6,050,000	1,351,870	5,000,000	5,000,000				

This Page Left Intentionally Blank

Public Facilities Corporation (PFC) and Other Public Corporations

Public Facilities Corporation - General Fund (4022)

Prior to July 15, 1996, the state constitution restricted the LFUCG from issuing general obligation bonds. Instead, bank and mortgage notes and mortgage revenue bonds were issued through various public corporations in order to finance public projects. The debt is collateralized by the properties, a pledge of specified government revenues, and lease payments from the government sufficient to retire the debt and to provide for the operation and maintenance of the facilities.

Other Public Corporation Funds

Parks Projects, Fund (4024) - This fund was created to account for the acquisition of park land and parks development and improvements.

**Summary of Revenue and Appropriations
FY 2015 Mayor's Proposed Budget
PFC General**

	FY 2013 Adopted	FY 2014 Adopted	FY 2015 Proposed	\$ Change	% Change
Revenue					
Services	\$ 7,202,880	\$ 6,648,570	\$ 6,521,180	\$ (127,390)	-2%
Other Financing Sources	-	575,290	515,290	(60,000)	-10%
Total Revenue	\$ 7,202,880	\$ 7,223,860	\$ 7,036,470	\$ (187,390)	-3%
Fund Balance, July 1	1,500,000	1,650,000	-	(1,650,000)	-100%
Total Funds Available	\$ 8,702,880	\$ 8,873,860	\$ 7,036,470	\$ (1,837,390)	-21%
Appropriations					
Operating Expenses					
Partner Agencies	\$ 740,000	\$ 750,000	\$ 702,000	\$ (48,000)	-6%
Debt Service	4,485,930	4,484,940	4,484,370	(570)	0%
Operating	1,908,635	1,747,490	1,846,980	99,490	6%
Total Operating	\$ 7,134,565	\$ 6,982,430	\$ 7,033,350	\$ 50,920	1%
Total Appropriations	\$ 7,134,565	\$ 6,982,430	\$ 7,033,350	\$ 50,920	1%
Fund Balance, June 30	\$ 1,568,315	\$ 1,891,430	\$ 3,120	\$ (1,888,310)	-100%

REVENUE STATEMENT

Acct. Code	DESCRIPTION	FY 2011 Actual	FY 2012 Actual	FY 2013 Actual	FY 2014 Adopted	FY 2014 Amended	FY 2014 Year to Date Thru February	FY 2014 Revised Estimate	FY 2015 Estimate	FY 2015 Estimate versus FY 2014 Revised	
										\$	%
42181	Rent Or Lease Income	1,893,946	1,905,619	1,148,928	1,882,070	1,882,070	1,231,211	1,700,090	1,844,000	143,910	8.5%
42182	Debt Service Lease Rental	3,997,225	3,995,869	3,995,606	3,996,500	3,996,500	2,839,659	3,996,500	3,997,180	680	0.0%
42450	Theater Revenues	808,727	815,989	684,457	770,000	770,000	405,971	702,640	680,000	(22,640)	-3.2%
43210	Parking - Monthly Rental	156,388	155,201	70	0	0	0	0	0	0	0.0%
43240	Parking - Transient Rental	247,641	249,452	1,220	0	0	0	0	0	0	0.0%
43270	Parking - Retail Space	666	732	0	0	0	0	0	0	0	0.0%
43300	Parking - Event	14,143	693	0	0	0	0	0	0	0	0.0%
43330	Parking - Validations	5,488	9,121	0	0	0	0	0	0	0	0.0%
43360	Parking - Jurors	390	3,122	4	0	0	0	0	0	0	0.0%
43390	Parking - Meter Collections	855	0	0	0	0	0	0	0	0	0.0%
44040	Intergovernmental - State/Oth	0	0	0	0	0	0	0	0	0	0.0%
45111	Interest	71	15	19	0	0	10	0	0	0	0.0%
45911	Transfer From General Service	0	590,290	698,019	575,290	575,290	0	575,290	515,290	(60,000)	-10.4%
46510	Contributions	0	0	0	0	0	0	0	0	0	0.0%
46720	Miscellaneous	20	45	0	0	0	0	0	0	0	0.0%
Grand Total Revenue		7,125,559	7,726,147	6,528,323	7,223,860	7,223,860	4,476,851	6,974,520	7,036,470	61,950	0.9%



4/2/2014

Operating Budget By Fund and Division

Current Budget Year

Continuation

New or Expanded Service

	1 2013 Actual	2 2014 Original	3 2014 YTD Actual	4 2015 Request	5 2015 Mayor's	6 2015 Council	7 2015 Request	8 2015 Mayor's	9 2015 Council
--	---------------------	-----------------------	-------------------------	----------------------	----------------------	----------------------	----------------------	----------------------	----------------------

Department 141401 Contract Debt

Fund 4022 PFC GENERAL

Adopted Budget Control Levels

Personnel

Operating

Transfers

Capital

Total

Operating	4,485,930	4,484,940	3,328,100	4,484,370	4,484,370				
Total	4,485,930	4,484,940	3,328,100	4,484,370	4,484,370				

Budget Detail (Information Only)

Fund 4022 PFC GENERAL

Department

141401 Contract Debt

Section 1613 PFC 1998-Courthouse

Account

78401 Debt Service Principal

2,130,000

2,130,000

2,215,000

2,215,000

78402 Debt Service Interest

2,354,940

1,198,100

2,269,370

2,269,370

Section 1613 Total

4,484,940

3,328,100

4,484,370

4,484,370

Fund 4022 PFC GENERAL

Department

141401 Contract Debt

Section 1694 GO2006D-Det Ctr and PFC Refund

Account

78401 Debt Service Principal

2,050,000

78402 Debt Service Interest

2,435,930

Section 1694 Total

4,485,930

Department 141401 Total

4,485,930

4,484,940

3,328,100

4,484,370

4,484,370



4/2/2014

Operating Budget By Fund and Division

Current Budget Year

Continuation

New or Expanded Service

	1 2013 Actual	2 2014 Original	3 2014 YTD Actual	4 2015 Request	5 2015 Mayor's	6 2015 Council	7 2015 Request	8 2015 Mayor's	9 2015 Council
--	---------------------	-----------------------	-------------------------	----------------------	----------------------	----------------------	----------------------	----------------------	----------------------

Fund 4022 PFC GENERAL

Adopted Budget Control Levels

Personnel

Operating

Transfers

Capital

Total

17,660	800	540	800	800				
17,660	800	540	800	800				

Budget Detail (Information Only)

Fund 4022 PFC GENERAL	Department	202101	Finance Commissioners Office	Section	2011	Finance Administration
-----------------------	------------	--------	------------------------------	---------	------	------------------------

Account

71202 Prof Svc - Finance

17,660	800	540	800	800		
--------	-----	-----	-----	-----	--	--

Section 2011 Total

17,660	800	540	800	800		
--------	-----	-----	-----	-----	--	--

Department 202101 Total

17,660	800	540	800	800		
--------	-----	-----	-----	-----	--	--



4/2/2014

Operating Budget By Fund and Division

Current Budget Year

Continuation

New or Expanded Service

1	2	3	4	5	6	7	8	9
2013	2014	2014 YTD	2015	2015	2015	2015	2015	2015
Actual	Original	Actual	Request	Mayor's	Council	Request	Mayor's	Council

Department 313200 Environmental Policy

Fund 4022 PFC GENERAL

Adopted Budget Control Levels

Personnel

Operating

26,570

Transfers

Capital

Total

26,570

Budget Detail (Information Only)

Fund 4022 PFC GENERAL	Department	313201	Environmental Policy	Section	3099	Energy Improvement for Envir
Account						
71299 Prof Svc - Other						
Section 3099 Total						
Department 313201 Total						

26,570

26,570

26,570



4/2/2014

Operating Budget By Fund and Division

Current Budget Year

Continuation

New or Expanded Service

	1 2013 Actual	2 2014 Original	3 2014 YTD Actual	4 2015 Request	5 2015 Mayor's	6 2015 Council	7 2015 Request	8 2015 Mayor's	9 2015 Council
Fund 4022 PFC GENERAL									
Adopted Budget Control Levels									
Personnel									
Operating	33,300	64,250	22,040	38,620	38,620				
Transfers									
Capital									
Total	33,300	64,250	22,040	38,620	38,620				

Budget Detail (Information Only)

Fund 4022 PFC GENERAL	Department	707102	Governmental Programs			Section	7012	Utilities
Account								
72101 Electric	26,420	39,600	16,630	28,010	28,010			
72102 Gas	3,040	8,640	2,490	3,990	3,990			
72103 Water	2,670	5,470	2,320	4,510	4,510			
72104 Sewer User Fee	960	4,180	490	1,750	1,750			
72105 Landfill User Fee	10	2,150		150	150			
72107 Water Quality Management I	200	2,250	110	210	210			
Section 7012 Total	33,300	62,290	22,040	38,620	38,620			
Fund 4022 PFC GENERAL	Department	707102	Governmental Programs			Section	7013	Copier Program
Account								
72102 Gas		1,960						
Section 7013 Total		1,960						
Department 707102 Total	33,300	64,250	22,040	38,620	38,620			



4/2/2014

Operating Budget By Fund and Division

Current Budget Year

Continuation

New or Expanded Service

1	2	3	4	5	6	7	8	9
2013	2014	2014 YTD	2015	2015	2015	2015	2015	2015
Actual	Original	Actual	Request	Mayor's	Council	Request	Mayor's	Council

Department 707200 Facilities and Fleet Management

Fund 4022 PFC GENERAL

Adopted Budget Control Levels

Personnel

Operating

Transfers

Capital

Total

1,611,080	1,655,870	874,110	2,307,560	1,807,560				
1,611,080	1,655,870	874,110	2,307,560	1,807,560				

Budget Detail (Information Only)

Fund 4022 PFC GENERAL	Department	707104 Parking Garages	Section	0001 Unallocated Subsection
-----------------------	------------	------------------------	---------	-----------------------------

Account

72103 Water 330

72107 Water Quality Management I 20

Section 0001 Total 350

Department 707104 Total 350



4/2/2014

Operating Budget By Fund and Division

		Current Budget Year				Continuation	New or Expanded Service			
		1 2013 Actual	2 2014 Original	3 2014 YTD Actual	4 2015 Request	5 2015 Mayor's	6 2015 Council	7 2015 Request	8 2015 Mayor's	9 2015 Council
Fund 4022	PFC GENERAL		Department	707501	Building Maintenance		Section	7044	Courthouse Complex	
Account										
71299	Prof Svc - Other	1,079,870	900,000	525,150	1,000,000	1,000,000				
72101	Electric	320,050	379,330	220,750	354,260	354,260				
72102	Gas	144,460	152,060	76,350	152,060	152,060				
72103	Water	30,290	51,240	21,750	34,540	34,540				
72104	Sewer User Fee	33,660	57,460	19,480	37,920	37,920				
72107	Water Quality Management I	2,400	2,780	1,780	2,780	2,780				
72202	Landline Phones		13,000	7,060	26,000	26,000				
75101	Operating Supplies and Expi		100,000	1,790	50,000	50,000				
76101	Repairs and Maintenance				650,000	150,000				
	Section 7044 Total	1,610,730	1,655,870	874,110	2,307,560	1,807,560				
	Department 707501 Total	1,610,730	1,655,870	874,110	2,307,560	1,807,560				



4/2/2014

Operating Budget By Fund and Division

Current Budget Year

Continuation

New or Expanded Service

	1 2013 Actual	2 2014 Original	3 2014 YTD Actual	4 2015 Request	5 2015 Mayor's	6 2015 Council	7 2015 Request	8 2015 Mayor's	9 2015 Council
Fund 4022 PFC GENERAL									
Adopted Budget Control Levels									
Personnel									
Operating	622,280	750,000	368,890	702,000	702,000				
Transfers									
Capital									
Total	622,280	750,000	368,890	702,000	702,000				
Budget Detail (Information Only)									
Fund 4022 PFC GENERAL									
Account									
71299 Prof Svc - Other	622,280	750,000	368,890	702,000	702,000				
Section 0001 Total	622,280	750,000	368,890	702,000	702,000				
Department 900106 Total	622,280	750,000	368,890	702,000	702,000				

**Summary of Revenue and Appropriations
FY 2015 Mayor's Proposed Budget
PFC Parks**

	FY 2013 Adopted	FY 2014 Adopted	FY 2015 Proposed	\$ Change	% Change
Revenue					
Other Financing Sources	\$ 190,000	\$ 210,000	\$ 225,000	\$ 15,000	7%
Total Revenue	\$ 190,000	\$ 210,000	\$ 225,000	\$ 15,000	7%
Fund Balance, July 1	-	-	-	-	
Total Funds Available	\$ 190,000	\$ 210,000	\$ 225,000	\$ 15,000	7%
Appropriations					
Capital Expenses					
CIP Capital	\$ 190,000	\$ 210,000	\$ 225,000	\$ 15,000	7%
Total Capital	\$ 190,000	\$ 210,000	\$ 225,000	\$ 15,000	7%
Total Appropriations	\$ 190,000	\$ 210,000	\$ 225,000	\$ 15,000	7%
Fund Balance, June 30	\$ -	\$ -	\$ -	\$ -	

REVENUE STATEMENT

Acct. Code	DESCRIPTION	FY 2011 Actual	FY 2012 Actual	FY 2013 Actual	FY 2014 Adopted	FY 2014 Amended	FY 2014 Year to Date Thru February	FY 2014 Revised Estimate	FY 2015 Estimate	FY 2015 Estimate versus FY 2014 Revised	
										\$	%
44040	Intergovernmental - State/Oth	0	20,824	0	0	0	0	0	0	0	0.0%
45111	Interest	1,416	283	0	0	0	0	0	0	0	0.0%
45911	Transfer From General Service	228,825	37,341	8,011	210,000	210,000	0	210,000	225,000	15,000	7.1%
46510	Contributions	0	0	0	0	0	0	0	0	0	0.0%
46720	Miscellaneous	31,600	0	0	0	0	0	0	0	0	0.0%
Grand Total Revenue		261,841	58,447	8,011	210,000	210,000	0	210,000	225,000	15,000	7.1%



4/2/2014

Operating Budget By Fund and Division

Current Budget Year

Continuation

New or Expanded Service

1	2	3	4	5	6	7	8	9
2013	2014	2014 YTD	2015	2015	2015	2015	2015	2015
Actual	Original	Actual	Request	Mayor's	Council	Request	Mayor's	Council

Department 141402 Contingency

Fund 4024 PFC PARKS

Adopted Budget Control Levels

Personnel

Operating

Transfers

Capital

Total

40,000

40,000

40,000

40,000

40,000

40,000

Budget Detail (Information Only)

Fund 4024 PFC PARKS

Department

141402

Contingency

Section 0001 Unallocated Subsection

Account

90319 Construction-Park Area

40,000

40,000

40,000

Section 0001 Total

40,000

40,000

40,000

Department 141402 Total

40,000

40,000

40,000



4/2/2014

Operating Budget By Fund and Division

Current Budget Year

Continuation

New or Expanded Service

	1	2	3	4	5	6	7	8	9
	2013	2014	2014 YTD	2015	2015	2015	2015	2015	2015
	Actual	Original	Actual	Request	Mayor's	Council	Request	Mayor's	Council

Department 707600 Parks and Recreation

Fund 4024 PFC PARKS

Adopted Budget Control Levels

Personnel

Operating

Transfers

Capital

19,630 170,000 58,030 185,000 185,000

Total

19,630 170,000 58,030 185,000 185,000

Budget Detail (Information Only)

Fund 4024 PFC PARKS	Department	707601	Park Administration	Section	7211	Parks Administration
---------------------	------------	--------	---------------------	---------	------	----------------------

Account

90111 Land Acquisition - Real Esta 1,580 170,000 1,800 185,000 185,000


Section 7211 Total 1,580 170,000 1,800 185,000 185,000

Department 707601 Total 1,580 170,000 1,800 185,000 185,000



4/2/2014

Operating Budget By Fund and Division



		Current Budget Year				Continuation	New or Expanded Service			
		1	2	3	4	5	6	7	8	9
		2013	2014	2014 YTD	2015	2015	2015	2015	2015	2015
		Actual	Original	Actual	Request	Mayor's	Council	Request	Mayor's	Council
Fund 4024	PFC PARKS		Department	707606	Enterprise Programs		Section	7642	Golf Courses	
Account										
96202	Software			9,090						
	Section 7642 Total			9,090						
Fund 4024	PFC PARKS		Department	707606	Enterprise Programs		Section	7645	Kearney Links Golf	
Account										
97655	Mower			30,000						
	Section 7645 Total			30,000						
Fund 4024	PFC PARKS		Department	707606	Enterprise Programs		Section	7646	Lakeside Golf Course	
Account										
90312	Construction-Golf Course	18,050								
97655	Mower			17,140						
	Section 7646 Total	18,050		17,140						
	Department 707606 Total	18,050		56,230						

This Page Left Intentionally Blank

Water Quality Management Fund

Water Quality Management Fund (4051) - The Water Quality Management Fund accounts for the water quality management fee. This fee allows Lexington - Fayette County to better maintain its storm sewer infrastructure and provide funding for projects to improve water quality in creeks and streams.

The Urban County Council gave final approval to a water quality fee on May 14, 2009. The water quality management fee was mandated by a consent decree between Lexington-Fayette Urban County Government (LFUCG) and the Environmental Protection Agency.

The Water Quality Construction Fund (4052) - accounts for construction projects that include improvements to stormwater infrastructure, projects to improve water quality and projects that address flooding problems.

Summary of Revenue and Appropriations
FY 2015 Mayor's Proposed Budget
Water Quality Management

	FY 2013 Adopted	FY 2014 Adopted	FY 2015 Proposed	\$ Change	% Change
Revenue					
Services	\$ 10,900,000	\$ 11,500,000	\$ 13,028,600	\$ 1,528,600	13%
Fines and Forfeitures	-	14,000	10,000	(4,000)	-29%
Investments	4,000	-	20,000	20,000	
Other Financing Sources	-	2,100,000	-	(2,100,000)	-100%
Other Income	-	4,800	52,650	47,850	997%
Total Revenue	\$ 10,904,000	\$ 13,618,800	\$ 13,111,250	\$ (507,550)	-4%
Fund Balance, July 1	1,700,000	2,700,000	-	(2,700,000)	-100%
Total Funds Available	\$ 12,604,000	\$ 16,318,800	\$ 13,111,250	\$ (3,207,550)	-20%
Appropriations					
Operating Expenses					
Personnel	\$ 3,946,740	\$ 4,414,650	\$ 4,426,910	\$ 12,260	0%
Debt Service	85,930	85,810	101,710	15,900	19%
Insurance	-	-	75,020	75,020	
Operating	6,340,460	7,318,170	4,558,030	(2,760,140)	-38%
Total Operating	\$ 10,373,130	\$ 11,818,630	\$ 9,161,670	\$ (2,656,960)	-22%
Capital Expenses					
Operating Capital	\$ -	\$ 146,900	\$ 315,170	\$ 168,270	115%
CIP Capital	1,595,700	3,708,500	417,500	(3,291,000)	-89%
Total Capital	\$ 1,595,700	\$ 3,855,400	\$ 732,670	\$ (3,122,730)	-81%
Total Appropriations	\$ 11,968,830	\$ 15,674,030	\$ 9,894,340	\$ (5,779,690)	-37%
Fund Balance, June 30	\$ 635,170	\$ 644,770	\$ 3,216,910	\$ 2,572,140	399%


REVENUE STATEMENT

Acct. Code	DESCRIPTION	FY 2011 Actual	FY 2012 Actual	FY 2013 Actual	FY 2014 Adopted	FY 2014 Amended	FY 2014 Year to Date Thru February	FY 2014 Revised Estimate	FY 2015 Estimate	FY 2015 Estimate versus FY 2014 Revised	
										\$	%
42541	Landfill User Fee - Herb/Dump	(19,973)	0	0	0	0	0	0	0	0	0.0%
42570	Sewer User Fee	0	0	(75)	0	0	0	0	0	0	0.0%
42844	Exaction Fee-Stormwater	0	0	0	0	0	0	0	0	0	0.0%
42900	Excess Fees And Collections	0	0	72	0	0	889	0	0	0	0.0%
42910	Water Quality Management Fee	11,616,415	12,078,848	12,278,540	11,500,000	11,500,000	8,693,890	13,028,600	13,028,600	0	0.0%
43710	Fines And Forfeitures	0	11,275	12,393	14,000	14,000	4,982	6,000	10,000	4,000	66.7%
44840	Sales Of Surplus Equipment	0	0	0	0	0	0	0	0	0	0.0%
45111	Interest	3,288	21,757	15,625	0	0	20,000	20,000	20,000	0	0.0%
45231	Adjustment Cost To Market	(14,590)	23,693	(75,944)	0	0	(38,550)	0	0	0	0.0%
45610	Debt Proceeds	0	0	0	2,100,000	2,100,000	0	0	0	0	0.0%
45917	Transfer From Landfill	0	0	0	0	0	0	0	0	0	0.0%
46510	Contributions	0	0	0	0	0	0	0	0	0	0.0%
46600	Penalties And Interest	0	0	0	0	0	59,145	52,650	52,650	0	0.0%
46720	Miscellaneous	8,127	5,391	5,546	4,800	4,800	1,342	1,500	0	(1,500)	-100.0%
45911	Transfer From General Service	0	0	0	0	0	0	0	0	0	0.0%
Grand Total Revenue		11,593,267	12,140,964	12,236,156	13,618,800	13,618,800	8,741,698	13,108,750	13,111,250	2,500	0.0%



4/2/2014

Operating Budget By Fund and Division



Current Budget Year				Continuation		New or Expanded Service			
	1	2	3	4	5	6	7	8	9
	2013	2014	2014 YTD	2015	2015	2015	2015	2015	2015
	Actual	Original	Actual	Request	Mayor's	Council	Request	Mayor's	Council
Fund 4051	WATER QUALITY MANAGEMENT		Department	123000	Clerk of the Urban County Council				
Adopted Budget Control Levels									
Personnel									
Operating				1,000	1,000				
Transfers									
Capital									
Total				1,000	1,000				
Budget Detail (Information Only)									
Fund 4051	WATER QUALITY MANAGEMENT		Department	123001	Council Clerk Administration		Section	0001	Unallocated Subsection
Account									
75101	Operating Supplies and Exp			1,000	1,000				
	Section	0001 Total		1,000	1,000				
	Department	123001 Total		1,000	1,000				



4/2/2014

Operating Budget By Fund and Division

Current Budget Year

Continuation


New or Expanded Service

	1 2013 Actual	2 2014 Original	3 2014 YTD Actual	4 2015 Request	5 2015 Mayor's	6 2015 Council	7 2015 Request	8 2015 Mayor's	9 2015 Council
Fund 4051 WATER QUALITY MANAGEMENT			Department 141401	Contract Debt					
Adopted Budget Control Levels									
Personnel									
Operating	85,930	85,810	42,920	101,710	101,710				
Transfers									
Capital									
Total	85,930	85,810	42,920	101,710	101,710				
Budget Detail (Information Only)									
Fund 4051 WATER QUALITY MANAGEMENT		Department	141401	Contract Debt		Section	1680	GO Anticipated Debt Issues	
Account									
78401 Debt Service Principal				18,000	18,000				
Section 1680 Total				18,000	18,000				
Fund 4051 WATER QUALITY MANAGEMENT		Department	141401	Contract Debt		Section	1712	KIA Loan - Radcliffe	
Account									
78401 Debt Service Principal	4,880	4,980	2,480	5,080	5,080				
78402 Debt Service Interest	2,070	1,970	1,000	1,870	1,870				
78404 Fiscal Agent Fees	210	200	100	190	190				
Section 1712 Total	7,160	7,150	3,580	7,140	7,140				
Fund 4051 WATER QUALITY MANAGEMENT		Department	141401	Contract Debt		Section	1713	KIA Loan - Streetscape	
Account									
78401 Debt Service Principal	53,160	54,230	26,980	53,320	53,320				
78402 Debt Service Interest	23,280	22,210	11,240	21,140	21,140				
78404 Fiscal Agent Fees	2,330	2,220	1,120	2,110	2,110				
Section 1713 Total	78,770	78,660	39,340	76,570	76,570				
Department 141401 Total	85,930	85,810	42,920	101,710	101,710				



4/2/2014

Operating Budget By Fund and Division



		Current Budget Year			Continuation		New or Expanded Service			
		1	2	3	4	5	6	7	8	9
		2013	2014	2014 YTD	2015	2015	2015	2015	2015	2015
		Actual	Original	Actual	Request	Mayor's	Council	Request	Mayor's	Council
Fund 4051	WATER QUALITY MANAGEMENT			Department	141402	Contingency				
Adopted Budget Control Levels										
Personnel			36,700			60,800	60,800			
Operating										
Transfers										
Capital										
Total			36,700			60,800	60,800			
Budget Detail (Information Only)										
Fund 4051	WATER QUALITY MANAGEMENT		Department	141402	Contingency		Section	0001	Unallocated	Subsection
Account										
63811 Contingency						24,100				24,100
63815 27th Pay			36,700			36,700				36,700
Section 0001 Total			36,700			60,800				60,800
Department 141402 Total			36,700			60,800				60,800



4/2/2014

Operating Budget By Fund and Division

Current Budget Year

Continuation

New or Expanded Service

	1 2013 Actual	2 2014 Original	3 2014 YTD Actual	4 2015 Request	5 2015 Mayor's	6 2015 Council	7 2015 Request	8 2015 Mayor's	9 2015 Council
Fund 4051 WATER QUALITY MANAGEMENT			Department	141403	Indirect Cost Allocation				
Adopted Budget Control Levels									
Personnel									
Operating	631,250	736,000	422,370	710,000	710,000				
Transfers									
Capital									
Total	631,250	736,000	422,370	710,000	710,000				
Budget Detail (Information Only)									
Fund 4051 WATER QUALITY MANAGEMENT		Department	141403	Indirect Cost Allocation		Section	0001	Unallocated Subsection	
Account									
78251 Indirect - General	631,250	736,000	422,370	710,000	710,000				
Section 0001 Total	631,250	736,000	422,370	710,000	710,000				
Department 141403 Total	631,250	736,000	422,370	710,000	710,000				



4/2/2014

Operating Budget By Fund and Division

		Current Budget Year			Continuation		New or Expanded Service			
		1 2013 Actual	2 2014 Original	3 2014 YTD Actual	4 2015 Request	5 2015 Mayor's	6 2015 Council	7 2015 Request	8 2015 Mayor's	9 2015 Council
Fund 4051	WATER QUALITY MANAGEMENT			Department	160300	Government Communications				
Adopted Budget Control Levels										
Personnel		13,400	7,320	4,530		14,640	14,640		1,800	
Operating										
Transfers										
Capital			17,500			17,500	17,500			
Total		13,400	24,820	4,530		32,140	32,140		1,800	

Budget Detail (Information Only)

Fund 4051 WATER QUALITY MANAGEMENT		Department		160302	Lex Call	Section 0001		Unallocated	Subsection
Account									
63111	Civil Service Salaries	9,730	5,000	3,300	10,100	10,100		1,300	
63152	Overtime-CERS	30		10					
63411	Longevity		10		20	20			
63413	Sick Leave		100		200	200			
63511	Pension Contributions	1,780	900	580	1,800	1,800		200	
63615	Life/Health/Dental/Vision	1,170	900	400	1,800	1,800		200	
63621	FICA	550	300	190	600	600		100	
63622	Unemployment Insurance	20	10	10	20	20			
63624	Medicare Expense	120	100	40	100	100			
91017	Remodeling		17,500		17,500	17,500			
	Section 0001 Total	13,400	24,820	4,530	32,140	32,140		1,800	
	Department 160302 Total	13,400	24,820	4,530	32,140	32,140		1,800	



4/2/2014

Operating Budget By Fund and Division

Current Budget Year

Continuation

New or Expanded Service

	1 2013 Actual	2 2014 Original	3 2014 YTD Actual	4 2015 Request	5 2015 Mayor's	6 2015 Council	7 2015 Request	8 2015 Mayor's	9 2015 Council
Fund 4051 WATER QUALITY MANAGEMENT			Department 303200	Engineering					
Adopted Budget Control Levels									
Personnel	381,670	402,810	241,130						
Operating				10,340	10,340				
Transfers									
Capital									
Total	381,670	402,810	241,130	10,340	10,340				

Budget Detail (Information Only)

Fund 4051 WATER QUALITY MANAGEMENT	Department	303201	Engineering Administration	Section	0001	Unallocated Subsection
Account						
63111 Civil Service Salaries	275,210	276,300	176,290			
63152 Overtime-CERS			40			
63411 Longevity		410				
63413 Sick Leave		12,000				
63416 Lump Sum Termination Pay	3,330					
63511 Pension Contributions	50,370	52,300	30,780			
63615 Life/Health/Dental/Vision	33,080	38,900	21,290			
63621 FICA	15,660	17,900	10,010			
63622 Unemployment Insurance	490	800	490			
63624 Medicare Expense	3,530	4,200	2,230			
73101 Property and Casualty Exces				1,290	1,290	
73102 Property and Casualty Self li				9,050	9,050	
Section 0001 Total	381,670	402,810	241,130	10,340	10,340	
Department 303201 Total	381,670	402,810	241,130	10,340	10,340	



4/2/2014

Operating Budget By Fund and Division

Current Budget Year

Continuation

New or Expanded Service

	1 2013 Actual	2 2014 Original	3 2014 YTD Actual	4 2015 Request	5 2015 Mayor's	6 2015 Council	7 2015 Request	8 2015 Mayor's	9 2015 Council
Fund 4051 WATER QUALITY MANAGEMENT			Department	202500	Computer Services				
Adopted Budget Control Levels									
Personnel				104,220	104,220				
Operating									
Transfers									
Capital									
Total				104,220	104,220				

Budget Detail (Information Only)

Fund 4051 WATER QUALITY MANAGEMENT	Department	202503	Applications/GIS	Section	0001	Unallocated Subsection
Account						
63111 Civil Service Salaries			72,900			72,900
63411 Longevity			140			140
63413 Sick Leave			1,000			1,000
63511 Pension Contributions			12,900			12,900
63615 Life/Health/Dental/Vision			11,400			11,400
63621 FICA			4,600			4,600
63622 Unemployment Insurance			180			180
63624 Medicare Expense			1,100			1,100
Section 0001 Total			104,220			104,220
Department 202503 Total			104,220			104,220



4/2/2014

Operating Budget By Fund and Division

Current Budget Year

Continuation

New or Expanded Service

	1 2013 Actual	2 2014 Original	3 2014 YTD Actual	4 2015 Request	5 2015 Mayor's	6 2015 Council	7 2015 Request	8 2015 Mayor's	9 2015 Council
Fund 4051 WATER QUALITY MANAGEMENT			Department 194100	Law					
Adopted Budget Control Levels									
Personnel	40,420	67,640	43,260	77,530	77,530				
Operating									
Transfers									
Capital									
Total	40,420	67,640	43,260	77,530	77,530				

Budget Detail (Information Only)

Fund 4051 WATER QUALITY MANAGEMENT	Department	194101	Law Administration	Section	1961	Corporate Administration
Account						
63111 Civil Service Salaries	28,250	46,200	30,830	54,800	54,800	
63122 Appointed Officials	1,200	1,200	800			
63413 Sick Leave		1,400		1,300	1,300	
63511 Pension Contributions	5,370	9,000	5,520	9,700	9,700	
63615 Life/Health/Dental/Vision	3,530	6,000	3,820	7,300	7,300	
63621 FICA	1,650	3,000	1,800	3,500	3,500	
63622 Unemployment Insurance	50	140	90	130	130	
63624 Medicare Expense	370	700	400	800	800	
Section 1961 Total	40,420	67,640	43,260	77,530	77,530	
Department 194101 Total	40,420	67,640	43,260	77,530	77,530	



4/2/2014

Operating Budget By Fund and Division

Current Budget Year

Continuation

New or Expanded Service

	1	2	3	4	5	6	7	8	9
	2013	2014	2014 YTD	2015	2015	2015	2015	2015	2015
	Actual	Original	Actual	Request	Mayor's	Council	Request	Mayor's	Council
Fund 4051 WATER QUALITY MANAGEMENT			Department	202100	Finance Administration				
Adopted Budget Control Levels									
Personnel									
Operating		4,800	3,220	4,800	4,800				
Transfers									
Capital									
Total		4,800	3,220	4,800	4,800				

Budget Detail (Information Only)

Fund	4051	WATER QUALITY MANAGEMENT	Department	202101	Finance Commissioners Office	Section	2011	Finance Administration
Account								
71202	Prof Svc - Finance	4,800	3,220	4,800	4,800			
	Section 2011 Total	4,800	3,220	4,800	4,800			
	Department 202101 Total	4,800	3,220	4,800	4,800			



4/2/2014

Operating Budget By Fund and Division

Current Budget Year

Continuation

New or Expanded Service

	1 2013 Actual	2 2014 Original	3 2014 YTD Actual	4 2015 Request	5 2015 Mayor's	6 2015 Council	7 2015 Request	8 2015 Mayor's	9 2015 Council
Fund 4051 WATER QUALITY MANAGEMENT			Department	202600	Revenue				
Adopted Budget Control Levels									
Personnel	170			61,200	61,200				
Operating	857,390	999,940	764,160	1,669,280	1,669,280				
Transfers									
Capital		121,500		509,180	283,500				
Total	857,560	1,121,440	764,160	2,239,660	2,013,980				


Budget Detail (Information Only)

Fund 4051 WATER QUALITY MANAGEMENT	Department	202601	Revenue Administration	Section	0001	Unallocated Subsection
Account						
63111 Civil Service Salaries			42,400			42,400
63413 Sick Leave			1,000			1,000
63511 Pension Contributions			7,500			7,500
63615 Life/Health/Dental/Vision			6,900			6,900
63621 FICA			2,700			2,700
63622 Unemployment Insurance			100			100
63624 Medicare Expense			600			600
96202 Software	121,500		509,180			283,500
Section 0001 Total	121,500		570,380			344,700
Department 202601 Total	121,500		570,380			344,700



4/2/2014

Operating Budget By Fund and Division



		Current Budget Year				Continuation	New or Expanded Service			
		1	2	3	4	5	6	7	8	9
		2013	2014	2014 YTD	2015	2015	2015	2015	2015	2015
		Actual	Original	Actual	Request	Mayor's	Council	Request	Mayor's	Council
Fund	4051 WATER QUALITY MANAGEMENT		Department	202604	Storm Water Fee		Section	0001	Unallocated Subsection	
Account										
63511	Pension Contributions	130								
63621	FICA	30								
63624	Medicare Expense	10								
71299	Prof Svc - Other	576,280	501,440	362,040	515,100	515,100				
73101	Property and Casualty Exces				5,160	5,160				
73102	Property and Casualty Self li				35,980	35,980				
74201	Business Travel				1,490	1,490				
75101	Operating Supplies and Expi	135,120	146,720	94,670	200,300	200,300				
75801	Equipment Under \$5000	160	1,280	230	750	750				
76101	Repairs and Maintenance		500		500	500				
78311	Bad Debt Expense	145,830	350,000	307,220	910,000	910,000				
Section 0001 Total		857,560	999,940	764,160	1,669,280	1,669,280				
Department 202604 Total		857,560	999,940	764,160	1,669,280	1,669,280				



4/2/2014

Operating Budget By Fund and Division

Current Budget Year

Continuation

New or Expanded Service

	1 2013 Actual	2 2014 Original	3 2014 YTD Actual	4 2015 Request	5 2015 Mayor's	6 2015 Council	7 2015 Request	8 2015 Mayor's	9 2015 Council
Fund 4051 WATER QUALITY MANAGEMENT			Department	202800	Central Purchasing				
Adopted Budget Control Levels									
Personnel				21,740	21,740				
Operating									
Transfers									
Capital									
Total				21,740	21,740				


Budget Detail (Information Only)

Fund 4051 WATER QUALITY MANAGEMENT	Department	202801	Purchasing Administration	Section	0001	Unallocated Subsection
Account						
63111 Civil Service Salaries			15,500			15,500
63511 Pension Contributions			2,700			2,700
63615 Life/Health/Dental/Vision			2,300			2,300
63621 FICA			1,000			1,000
63622 Unemployment Insurance			40			40
63624 Medicare Expense			200			200
Section 0001 Total			21,740			21,740
Department 202801 Total			21,740			21,740



4/2/2014

Operating Budget By Fund and Division



		Current Budget Year			Continuation		New or Expanded Service			
		1	2	3	4	5	6	7	8	9
		2013	2014	2014 YTD	2015	2015	2015	2015	2015	2015
		Actual	Original	Actual	Request	Mayor's	Council	Request	Mayor's	Council
Fund 4051	WATER QUALITY MANAGEMENT			Department 303100	Environmental Quality & Public Wor					
Adopted Budget Control Levels										
Personnel		49,240	29,060	19,210	6,510	6,510				
Operating		10,680	40,000							
Transfers										
Capital										
Total		59,920	69,060	19,210	6,510	6,510				
Budget Detail (Information Only)										
Fund 4051	WATER QUALITY MANAGEMENT		Department	303101	Environmental Quality and Public Works Co		Section	3001	Public Works Administration	
Account										
63111	Civil Service Salaries	7,750	7,700	5,290	4,700	4,700				
63121	Non-Civil Service Salaries	15,270								
63152	Overtime-CERS	40								
63413	Sick Leave		500							
63511	Pension Contributions	4,260	1,500	920	800	800				
63615	Life/Health/Dental/Vision	2,810	900	640	600	600				
63621	FICA	1,280	500	300	300	300				
63622	Unemployment Insurance	50	20	10	10	10				
63624	Medicare Expense	290	100	70	100	100				
	Section 3001 Total	31,750	11,220	7,230	6,510	6,510				
	Department 303101 Total	31,750	11,220	7,230	6,510	6,510				



4/2/2014

Operating Budget By Fund and Division

		Current Budget Year			Continuation	New or Expanded Service				
		1	2	3	4	5	6	7	8	9
		2013	2014	2014 YTD	2015	2015	2015	2015	2015	2015
		Actual	Original	Actual	Request	Mayor's	Council	Request	Mayor's	Council
Fund 4051	WATER QUALITY MANAGEMENT		Department	313101	Environmental Quality Administration		Section	3101	Environmental Quality Admin	
Account										
63111	Civil Service Salaries	12,740	13,100	8,760						
63511	Pension Contributions	2,320	2,500	1,530						
63615	Life/Health/Dental/Vision	1,530	1,200	1,060						
63621	FICA	720	800	500						
63622	Unemployment Insurance	20	40	20						
63624	Medicare Expense	160	200	110						
Section 3101 Total		17,490	17,840	11,980						
Department 313101 Total		17,490	17,840	11,980						



4/2/2014

Operating Budget By Fund and Division

Current Budget Year

Continuation

New or Expanded Service

	1	2	3	4	5	6	7	8	9
	2013	2014	2014 YTD	2015	2015	2015	2015	2015	2015
	Actual	Original	Actual	Request	Mayor's	Council	Request	Mayor's	Council
Fund 4051 WATER QUALITY MANAGEMENT		Department	313102 Public Education			Section	3121 Storm Public Ed		
Account									
78201 Grant Match	10,680	40,000							
Section 3121 Total	10,680	40,000							
Department 313102 Total	10,680	40,000							



4/2/2014

Operating Budget By Fund and Division

Current Budget Year

Continuation

New or Expanded Service

	1 2013 Actual	2 2014 Original	3 2014 YTD Actual	4 2015 Request	5 2015 Mayor's	6 2015 Council	7 2015 Request	8 2015 Mayor's	9 2015 Council
Fund 4051 WATER QUALITY MANAGEMENT			Department 303300	Streets and Roads					
Adopted Budget Control Levels									
Personnel	808,200	853,680	572,640	1,042,010	1,042,010				
Operating	143,500	648,040	120,730	570,890	570,890				
Transfers									
Capital				6,670	6,670				
Total	951,700	1,501,720	693,370	1,619,570	1,619,570				

Budget Detail (Information Only)

Fund 4051 WATER QUALITY MANAGEMENT	Department	303301	Street Maintenance and Construction	Section 0001	Unallocated Subsection
Account					
63111 Civil Service Salaries	259,900	229,400	194,610	299,700	299,700
63152 Overtime-CERS	12,540		20,360	12,500	12,500
63411 Longevity		120		170	170
63413 Sick Leave		1,400		2,100	2,100
63426 Community Correction-Other			70		
63511 Pension Contributions	49,700	43,400	37,540	55,200	55,200
63512 Pension CERS - Haz			20		
63615 Life/Health/Dental/Vision	31,170	47,600	23,510	64,200	64,200
63621 FICA	15,290	14,300	12,210	19,500	19,500
63622 Unemployment Insurance	470	640	600	750	750
63623 Compensated Absences	-470				
63624 Medicare Expense	3,440	3,300	2,720	4,600	4,600
73101 Property and Casualty Exces				360	360
73102 Property and Casualty Self li				2,490	2,490
76101 Repairs and Maintenance	60,900	279,500	73,620	279,500	279,500
Section 0001 Total	432,940	619,660	365,260	741,070	741,070
Department 303301 Total	432,940	619,660	365,260	741,070	741,070



4/2/2014


Operating Budget By Fund and Division

		Current Budget Year			Continuation		New or Expanded Service			
		1	2	3	4	5	6	7	8	9
		2013	2014	2014 YTD	2015	2015	2015	2015	2015	2015
		Actual	Original	Actual	Request	Mayor's	Council	Request	Mayor's	Council
Fund 4051	WATER QUALITY MANAGEMENT		Department	303302	Storm Sewer Construct and Maintenance		Section	0001	Unallocated Subsection	
Account										
63111	Civil Service Salaries	292,240	448,800	178,850	445,000	445,000				
63152	Overtime-CERS	10,010	22,000	14,560	22,000	22,000				
63411	Longevity	50	620		290	290				
63511	Pension Contributions	55,080	89,100	33,750	82,600	82,600				
63612	Health Insurance	4,680		3,440						
63615	Life/Health/Dental/Vision	35,200	100,900	21,600	96,800	96,800				
63621	FICA	16,960	29,200	10,980	29,000	29,000				
63622	Unemployment Insurance	530	1,250	540	1,130	1,130				
63623	Compensated Absences	3,520								
63624	Medicare Expense	3,820	6,900	2,440	6,800	6,800				
63951	Payroll Recovery-General		-212,000		-148,900	-148,900				
63952	Payroll Recovery-Full Urban		-12,300		-6,600	-6,600				
71299	Prof Svc - Other	2,800	13,860	900	13,860	13,860				
71303	Rent/Lease - Equipment	6,770	10,000	3,150	10,000	10,000				
72105	Landfill User Fee		80,000							
75801	Equipment Under \$5000	4,440	5,000	2,790	5,000	5,000				
76101	Repairs and Maintenance	68,590	259,680	40,270	259,680	259,680				
95601	Radio Equipment				6,670	6,670				
	Section 0001 Total	504,690	843,010	313,270	823,330	823,330				
	Department 303302 Total	504,690	843,010	313,270	823,330	823,330				



4/2/2014

Operating Budget By Fund and Division

		Current Budget Year				Continuation	New or Expanded Service			
		1	2	3	4	5	6	7	8	9
		2013	2014	2014 YTD	2015	2015	2015	2015	2015	2015
		Actual	Original	Actual	Request	Mayor's	Council	Request	Mayor's	Council
Fund 4051	WATER QUALITY MANAGEMENT		Department	303303	Street Cleaning		Section	0001	Unallocated Subsection	
Account										
63111	Civil Service Salaries	10,230	26,400	10,060	36,500	36,500				
63152	Overtime-CERS			870	400	400				
63411	Longevity		170		80	80				
63413	Sick Leave		800		700	700				
63511	Pension Contributions	1,890	5,000	1,910	6,600	6,600				
63615	Life/Health/Dental/Vision	1,220	4,500	1,210	8,000	8,000				
63621	FICA	580	1,700	620	2,300	2,300				
63622	Unemployment Insurance	20	80	30	90	90				
63624	Medicare Expense	130	400	140	500	500				
Section 0001 Total		14,070	39,050	14,840	55,170	55,170				
Department 303303 Total		14,070	39,050	14,840	55,170	55,170				



4/2/2014

Operating Budget By Fund and Division

		Current Budget Year			Continuation	New or Expanded Service				
		1	2	3	4	5	6	7	8	9
		2013	2014	2014 YTD	2015	2015	2015	2015	2015	2015
		Actual	Original	Actual	Request	Mayor's	Council	Request	Mayor's	Council
Fund 4051	WATER QUALITY MANAGEMENT			Department	303400	Water Quality				
Adopted Budget Control Levels										
Personnel		2,520,630	2,816,090	1,541,070	2,730,670	2,730,670				
Operating		1,905,700	4,213,560	646,990	1,022,150	1,022,150				
Transfers										
Capital		951,930	3,691,000	50,520	400,000	400,000				
Total		5,378,260	10,720,650	2,238,580	4,152,820	4,152,820				
Budget Detail (Information Only)										
Fund 4051	WATER QUALITY MANAGEMENT		Department	303204	Stormwater		Section	3321	Stormwater Administration	
Account										
63111	Civil Service Salaries	442,610	460,400	296,750	438,500	438,500				
63121	Non-Civil Service Salaries	43,100	141,800							
63152	Overtime-CERS	20		210						
63312	Seasonal	61,570	88,500	49,810						
63313	Part Time - Non-CERS		26,000							
63411	Longevity	560	840							
63413	Sick Leave	16,450	13,400	13,420	13,700	13,700				
63416	Lump Sum Termination Pay	9,280								
63417	Sick Pay Service Credit	17,730								
63511	Pension Contributions	105,510	118,800	60,430	77,500	77,500				
63612	Health Insurance	2,600		1,150						
63615	Life/Health/Dental/Vision	58,310	75,300	35,860	58,600	58,600				
63621	FICA	32,290	45,300	19,640	28,000	28,000				
63622	Unemployment Insurance	1,000	1,710	970	1,090	1,090				
63623	Compensated Absences	-37,900								
63624	Medicare Expense	7,270	10,600	4,370	6,600	6,600				
71201	Prof Svc - Legal	5,940	10,000	1,820	5,000	5,000				
71205	Prof Svc - Engineer	177,820	1,150,000	11,010						
71299	Prof Svc - Other	3,270	25,000	17,830	50,000	50,000				
73101	Property and Casualty Exces				60	60				
73102	Property and Casualty Self li				420	420				
75101	Operating Supplies and Expi	2,720	10,000	8,170	15,000	15,000				
75104	Newspaper advertising	230	500		500	500				
75801	Equipment Under \$5000	310	500	40	500	500				
76101	Repairs and Maintenance	178,750	250,000	171,770	250,000	250,000				
77801	Dues	470	1,000	520	1,000	1,000				
	Section 3321 Total	1,129,910	2,429,650	693,770	946,470	946,470				
Fund 4051	WATER QUALITY MANAGEMENT		Department	303204	Stormwater		Section	3334	Stormwater Capital	
Account										
78201	Grant Match	6,930								
92211	Construction-Storm Drainage	929,410	2,441,000	50,520						
	Section 3334 Total	936,340	2,441,000	50,520						



4/2/2014

Operating Budget By Fund and Division

		Current Budget Year			Continuation	New or Expanded Service			
	1	2	3	4	5	6	7	8	9
	2013	2014	2014 YTD	2015	2015	2015	2015	2015	2015
	Actual	Original	Actual	Request	Mayor's	Council	Request	Mayor's	Council
Fund 4051 WATER QUALITY MANAGEMENT		Department	303204 Stormwater			Section	3341 Infrastructure Repairs Maint		
Account									
71299 Prof Svc - Other	12,680	125,000							
92211 Construction-Storm Drainage	5,890	250,000		250,000	250,000				
Section 3341 Total	18,570	375,000		250,000	250,000				
Fund 4051 WATER QUALITY MANAGEMENT		Department	303204 Stormwater			Section	3363 USGS Cooperative Gauging		
Account									
71205 Prof Svc - Engineer	110,340	115,000	74,590						
Section 3363 Total	110,340	115,000	74,590						
Fund 4051 WATER QUALITY MANAGEMENT		Department	303204 Stormwater			Section	3372 Water Quality Priority Capital		
Account									
71205 Prof Svc - Engineer	47,770	50,000	3,480						
92211 Construction-Storm Drainage	16,630	1,000,000		150,000	150,000				
Section 3372 Total	64,400	1,050,000	3,480	150,000	150,000				
Fund 4051 WATER QUALITY MANAGEMENT		Department	303204 Stormwater			Section	3373 Water Quality Compliance		
Account									
71205 Prof Svc - Engineer	887,550	887,000	327,850						
76101 Repairs and Maintenance		250,000		550,000	550,000				
78112 Assistance-Other	439,130	1,200,000							
Section 3373 Total	1,326,680	2,337,000	327,850	550,000	550,000				
Department 303204 Total	3,586,240	8,747,650	1,150,210	1,896,470	1,896,470				



4/2/2014

Operating Budget By Fund and Division

		Current Budget Year			Continuation		New or Expanded Service			
		1	2	3	4	5	6	7	8	9
		2013	2014	2014 YTD	2015	2015	2015	2015	2015	2015
		Actual	Original	Actual	Request	Mayor's	Council	Request	Mayor's	Council
Fund 4051	WATER QUALITY MANAGEMENT		Department	303401	Water Quality Administration		Section	3401	Sanitary Sewer Administration	
Account										
63111	Civil Service Salaries	224,710	271,300	154,510	300,100	300,100				
63121	Non-Civil Service Salaries	199,170	152,100	110,990	153,600	153,600				
63152	Overtime-CERS	1,340	3,700	1,520	3,700	3,700				
63312	Seasonal				88,500	88,500				
63313	Part Time - Non-CERS				42,000	42,000				
63413	Sick Leave		7,400		8,000	8,000				
63511	Pension Contributions	83,310	80,600	46,590	88,200	88,200				
63612	Health Insurance	2,080		1,530						
63615	Life/Health/Dental/Vision	54,700	67,700	32,070	69,400	69,400				
63621	FICA	25,620	27,000	15,170	36,900	36,900				
63622	Unemployment Insurance	800	1,190	750	1,430	1,430				
63623	Compensated Absences	130								
63624	Medicare Expense	5,770	6,300	3,370	8,700	8,700				
Section 3401 Total		597,630	617,290	366,500	800,530	800,530				
Fund 4051	WATER QUALITY MANAGEMENT		Department	303401	Water Quality Administration		Section	3411	Sewer Pre-Treatment	
Account										
63111	Civil Service Salaries	333,320	392,500	209,850	440,500	440,500				
63121	Non-Civil Service Salaries			13,350						
63152	Overtime-CERS	2,500	6,000	1,000	3,000	3,000				
63411	Longevity		110		130	130				
63413	Sick Leave		1,300		1,600	1,600				
63511	Pension Contributions	59,120	75,300	39,180	78,400	78,400				
63612	Health Insurance	2,080		1,150						
63615	Life/Health/Dental/Vision	38,600	71,200	26,970	78,000	78,000				
63621	FICA	18,210	24,800	12,760	27,600	27,600				
63622	Unemployment Insurance	560	1,090	630	1,060	1,060				
63623	Compensated Absences	4,250								
63624	Medicare Expense	4,110	5,800	2,830	6,400	6,400				
63959	Payroll Recovery-Sanitary S		-143,200		-124,900	-124,900				
71299	Prof Svc - Other	12,980	67,800	13,420	67,800	67,800				
73101	Property and Casualty Exces				1,280	1,280				
73102	Property and Casualty Self li				8,890	8,890				
75101	Operating Supplies and Expi	3,440	8,460	2,500	8,400	8,400				
75601	Clothing/Equipment - Other		1,300		1,300	1,300				
75801	Equipment Under \$5000	1,730	5,000	890	5,000	5,000				
76101	Repairs and Maintenance		500		500	500				
Section 3411 Total		480,900	517,960	324,530	604,960	604,960				
Department 303401 Total		1,078,530	1,135,250	691,030	1,405,490	1,405,490				



4/2/2014

Operating Budget By Fund and Division

		Current Budget Year		Continuation		New or Expanded Service			
		2	3	4	5	6	7	8	9
		2014	2014 YTD	2015	2015	2015	2015	2015	2015
		Original	Actual	Request	Mayor's	Council	Request	Mayor's	Council
1	2013								
Actual									
Fund 4051	WATER QUALITY MANAGEMENT	Department	303402	Town Branch Treatment Plant		Section	0001	Unallocated Subsection	
Account									
63111	Civil Service Salaries	5,300							
63511	Pension Contributions	1,000							
63615	Life/Health/Dental/Vision	1,200							
63621	FICA	300							
63622	Unemployment Insurance	10							
63624	Medicare Expense	100							
	Section 0001 Total	7,910							
	Department 303402 Total	7,910							



4/2/2014


Operating Budget By Fund and Division

		Current Budget Year			Continuation		New or Expanded Service			
		1 2013 Actual	2 2014 Original	3 2014 YTD Actual	4 2015 Request	5 2015 Mayor's	6 2015 Council	7 2015 Request	8 2015 Mayor's	9 2015 Council
Fund 4051	WATER QUALITY MANAGEMENT		Department	303406	Sewer Line Maintenance		Section	3453	Contract Maintenance	
Account										
63111	Civil Service Salaries	360,340	411,800	189,380	381,800	381,800				
63152	Overtime-CERS	19,110	5,000	14,400	18,000	18,000				
63411	Longevity	140	590		660	660				
63413	Sick Leave	6,060	11,700	4,290	9,500	9,500				
63416	Lump Sum Termination Pay	6,190								
63417	Sick Pay Service Credit	10,890								
63511	Pension Contributions	71,260	78,800	35,590	70,700	70,700				
63612	Health Insurance	1,560		760						
63615	Life/Health/Dental/Vision	43,180	86,700	22,880	82,800	82,800				
63621	FICA	22,140	26,600	11,570	25,400	25,400				
63622	Unemployment Insurance	690	1,180	570	980	980				
63623	Compensated Absences	-23,400								
63624	Medicare Expense	5,000	6,200	2,570	6,000	6,000				
63959	Payroll Recovery-Sanitary S		-41,600		-36,400	-36,400				
63966	Payroll Recovery-Risk Mgmt			-3,950						
71299	Prof Svc - Other	13,640	15,000	9,230	15,000	15,000				
75101	Operating Supplies and Expi		8,000		10,000	10,000				
75601	Clothing/Equipment - Other		3,500		1,500	1,500				
75801	Equipment Under \$5000		13,000	3,690	13,000	13,000				
76101	Repairs and Maintenance		17,000	180	17,000	17,000				
	Section 3453 Total	536,800	643,470	291,160	615,940	615,940				
	Department 303406 Total	536,800	643,470	291,160	615,940	615,940				



4/2/2014


Operating Budget By Fund and Division

		Current Budget Year				Continuation	New or Expanded Service			
		1	2	3	4	5	6	7	8	9
		2013	2014	2014 YTD	2015	2015	2015	2015	2015	2015
		Actual	Original	Actual	Request	Mayor's	Council	Request	Mayor's	Council
Fund 4051	WATER QUALITY MANAGEMENT		Department	303407	Laboratory		Section	0001	Unallocated Subsection	
Account										
63111	Civil Service Salaries	14,280	14,300	9,520	14,400	14,400				
63413	Sick Leave				900	900				
63511	Pension Contributions	2,600	2,700	1,660	2,500	2,500				
63615	Life/Health/Dental/Vision	1,710	1,900	1,150	1,900	1,900				
63621	FICA	800	900	540	900	900				
63622	Unemployment Insurance	20	40	30	40	40				
63624	Medicare Expense	180	200	120	200	200				
	Section 0001 Total	19,590	20,040	13,020	20,840	20,840				
	Department 303407 Total	19,590	20,040	13,020	20,840	20,840				



4/2/2014

Operating Budget By Fund and Division

		Current Budget Year			Continuation	New or Expanded Service				
		1	2	3	4	5	6	7	8	9
		2013	2014	2014 YTD	2015	2015	2015	2015	2015	2015
		Actual	Original	Actual	Request	Mayor's	Council	Request	Mayor's	Council
Fund 4051	WATER QUALITY MANAGEMENT		Department	303408	Construction Management		Section	3467	Construction Management Admini	
Account										
63111	Civil Service Salaries	114,420	114,400	68,140	149,900	149,900				
63413	Sick Leave		5,500		7,000	7,000				
63511	Pension Contributions	20,870	21,600	11,880	26,500	26,500				
63615	Life/Health/Dental/Vision	13,740	15,400	8,230	18,300	18,300				
63621	FICA	6,420	7,400	3,860	9,700	9,700				
63622	Unemployment Insurance	200	330	190	380	380				
63624	Medicare Expense	1,450	1,700	860	2,300	2,300				
	Section 3467 Total	157,100	166,330	93,160	214,080	214,080				
	Department 303408 Total	157,100	166,330	93,160	214,080	214,080				



4/2/2014

Operating Budget By Fund and Division

Current Budget Year

Continuation

New or Expanded Service

	1 2013 Actual	2 2014 Original	3 2014 YTD Actual	4 2015 Request	5 2015 Mayor's	6 2015 Council	7 2015 Request	8 2015 Mayor's	9 2015 Council
Fund 4051 WATER QUALITY MANAGEMENT									
Adopted Budget Control Levels									
Personnel	128,450	143,540	78,480	249,790	249,790				
Operating	631,660	675,830	299,370	634,590	634,590				
Transfers									
Capital									
Total	760,110	819,370	377,850	884,380	884,380				

Budget Detail (Information Only)

Fund 4051 WATER QUALITY MANAGEMENT	Department	313201	Environmental Policy	Section	3091	Compliance Administration
Account						
63111 Civil Service Salaries	93,570	102,300	57,460			
63411 Longevity		50				
63413 Sick Leave		1,000				
63511 Pension Contributions	17,060	19,300	10,000			
63615 Life/Health/Dental/Vision	11,230	12,700	6,910			
63621 FICA	5,250	6,400	3,230			
63622 Unemployment Insurance	160	290	160			
63624 Medicare Expense	1,180	1,500	720			
71208 Prof Svc - Information Servic						
71299 Prof Svc - Other			42,300			
72203 Cell Phones	680					
73101 Property and Casualty Exces						
73102 Property and Casualty Self li						
75101 Operating Supplies and Expi	990	16,000	220			
75801 Equipment Under \$5000	540					
77801 Dues						
Section 3091 Total	130,660	159,540	121,000			
Fund 4051 WATER QUALITY MANAGEMENT	Department	313201	Environmental Policy	Section	3092	Remediation and Compliance
Account						
71299 Prof Svc - Other		50,000				
76331 Vehicle Repairs and Mainte	980	580	440			
Section 3092 Total	980	50,580	440			
Fund 4051 WATER QUALITY MANAGEMENT	Department	313201	Environmental Policy	Section	3094	Lily Program
Account						
75101 Operating Supplies and Expi	9,200	9,000	1,280			
Section 3094 Total	9,200	9,000	1,280			
Fund 4051 WATER QUALITY MANAGEMENT	Department	313201	Environmental Policy	Section	3095	Environmental Education and Ou
Account						
71299 Prof Svc - Other	607,920	600,250	249,100			
75101 Operating Supplies and Expi	11,350		6,030			
Section 3095 Total	619,270	600,250	255,130			



4/2/2014


Operating Budget By Fund and Division

		Current Budget Year			Continuation	New or Expanded Service				
		1	2	3	4	5	6	7	8	9
		2013	2014	2014 YTD	2015	2015	2015	2015	2015	2015
		Actual	Original	Actual	Request	Mayor's	Council	Request	Mayor's	Council
Department	313201 Total	760,110	819,370	377,850	884,380	884,380				



4/2/2014

Operating Budget By Fund and Division



		Current Budget Year			Continuation		New or Expanded Service			
		1	2	3	4	5	6	7	8	9
		2013	2014	2014 YTD	2015	2015	2015	2015	2015	2015
		Actual	Original	Actual	Request	Mayor's	Council	Request	Mayor's	Council
Fund 4051	WATER QUALITY MANAGEMENT			Department	606200	Adult and Tenant Services				
Adopted Budget Control Levels										
Personnel										
Operating										
Transfers										
Capital										
Total										
					10,000	10,000				
					10,000	10,000				
Budget Detail (Information Only)										
Fund 4051	WATER QUALITY MANAGEMENT		Department	606201	Adult and Tenant Services Administration		Section	6212	Emergency Financial Assistance	
Account										
78111	Assistance-User Fee				10,000	10,000				
	Section 6212 Total				10,000	10,000				
	Department 606201 Total				10,000	10,000				



4/2/2014

Operating Budget By Fund and Division

Current Budget Year

Continuation

New or Expanded Service

	1 2013 Actual	2 2014 Original	3 2014 YTD Actual	4 2015 Request	5 2015 Mayor's	6 2015 Council	7 2015 Request	8 2015 Mayor's	9 2015 Council
Fund 4051 WATER QUALITY MANAGEMENT				Department 707200	Facilities and Fleet Management				
Adopted Budget Control Levels									
Personnel									
Operating									
Transfers									
Capital		25,400		25,000	25,000				
Total		25,400		25,000	25,000				

Budget Detail (Information Only)

Fund 4051 WATER QUALITY MANAGEMENT	Department	707301	Fleet Services Operations	Section	0001	Unallocated Subsection
Account						
96951 Automobiles Except Police	25,400					
96958 Truck-Light Duty			25,000			25,000
Section 0001 Total	25,400		25,000			25,000
Department 707301 Total	25,400		25,000			25,000



4/2/2014

Operating Budget By Fund and Division

Current Budget Year

Continuation

New or Expanded Service

	1 2013 Actual	2 2014 Original	3 2014 YTD Actual	4 2015 Request	5 2015 Mayor's	6 2015 Council	7 2015 Request	8 2015 Mayor's	9 2015 Council
Fund 4051 WATER QUALITY MANAGEMENT									
Adopted Budget Control Levels									
Personnel	90,580	57,810	37,460	57,800	57,800				
Operating									
Transfers									
Capital									
Total	90,580	57,810	37,460	57,800	57,800				

Budget Detail (Information Only)

Fund 4051 WATER QUALITY MANAGEMENT	Department	707605	Special Programs	Section	7501	Special Programs Admin
Account						
63111 Civil Service Salaries	65,840	38,700	27,380	39,100	39,100	
63413 Sick Leave		900		1,000	1,000	
63511 Pension Contributions	12,030	7,300	4,780	6,900	6,900	
63615 Life/Health/Dental/Vision	8,000	7,700	3,310	7,600	7,600	
63621 FICA	3,750	2,500	1,560	2,500	2,500	
63622 Unemployment Insurance	110	110	80	100	100	
63624 Medicare Expense	850	600	350	600	600	
Section 7501 Total	90,580	57,810	37,460	57,800	57,800	
Department 707605 Total	90,580	57,810	37,460	57,800	57,800	

**Summary of Revenue and Appropriations
FY 2015 Mayor's Proposed Budget
Water Quality Construction Fund**

	FY 2013 Adopted	FY 2014 Adopted	FY 2015 Proposed	\$ Change	% Change
Revenue					
Other Financing Sources	\$ -	\$ -	\$ -	\$ -	
Total Revenue	\$ -	\$ -	\$ -	\$ -	
Fund Balance, July 1	-	-	5,000,000	5,000,000	
Total Funds Available	\$ -	\$ -	\$ 5,000,000	\$ 5,000,000	
Appropriations					
Operating Expenses					
Operating	\$ -	\$ -	\$ 2,631,000	\$ 2,631,000	
Total Operating	\$ -	\$ -	\$ 2,631,000	\$ 2,631,000	
Capital Expenses					
CIP Capital	\$ -	\$ -	\$ 1,700,000	\$ 1,700,000	
Total Capital	\$ -	\$ -	\$ 1,700,000	\$ 1,700,000	
Total Appropriations	\$ -	\$ -	\$ 4,331,000	\$ 4,331,000	
Fund Balance, June 30	\$ -	\$ -	\$ 669,000	\$ 669,000	



4/2/2014

Operating Budget By Fund and Division

		Current Budget Year			Continuation	New or Expanded Service			
	1	2	3	4	5	6	7	8	9
	2013	2014	2014 YTD	2015	2015	2015	2015	2015	2015
	Actual	Original	Actual	Request	Mayor's	Council	Request	Mayor's	Council
Fund 4052 WATER QUALITY CONSTRUCTION FUNE			Department 303400	Water Quality					
Adopted Budget Control Levels									
Personnel									
Operating			962,880	2,631,000	2,631,000				
Transfers									
Capital			641,730	1,700,000	1,700,000				
Total			1,604,610	4,331,000	4,331,000				
Budget Detail (Information Only)									
Fund 4052 WATER QUALITY CONSTRUCTION FUNE		Department	303204 Stormwater			Section	3321 Stormwater Administration		
Account									
71205 Prof Svc - Engineer			191,470	300,000	300,000				
Section 3321 Total			191,470	300,000	300,000				
Fund 4052 WATER QUALITY CONSTRUCTION FUNE		Department	303204 Stormwater			Section	3334 Stormwater Capital		
Account									
92211 Construction-Storm Drainage			632,670	1,700,000	1,700,000				
Section 3334 Total			632,670	1,700,000	1,700,000				
Fund 4052 WATER QUALITY CONSTRUCTION FUNE		Department	303204 Stormwater			Section	3341 Infrastructure Repairs Maint		
Account									
71299 Prof Svc - Other			56,740	150,000	150,000				
92211 Construction-Storm Drainage			9,060						
Section 3341 Total			65,800	150,000	150,000				
Fund 4052 WATER QUALITY CONSTRUCTION FUNE		Department	303204 Stormwater			Section	3363 USGS Cooperative Gauging		
Account									
71205 Prof Svc - Engineer				115,000	115,000				
Section 3363 Total				115,000	115,000				
Fund 4052 WATER QUALITY CONSTRUCTION FUNE		Department	303204 Stormwater			Section	3372 Water Quality Priority Capital		
Account									
71205 Prof Svc - Engineer				50,000	50,000				
Section 3372 Total				50,000	50,000				
Fund 4052 WATER QUALITY CONSTRUCTION FUNE		Department	303204 Stormwater			Section	3373 Water Quality Compliance		
Account									
71205 Prof Svc - Engineer			173,840	816,000	816,000				
78112 Assistance-Other			540,830	1,200,000	1,200,000				
Section 3373 Total			714,670	2,016,000	2,016,000				
Department 303204 Total			1,604,610	4,331,000	4,331,000				

This Page Left Intentionally Blank

Landfill Fund

The Landfill Fund (4121) was established to account for the revenues and expenses associated with the capping and closure of the landfill in Fayette County and the on-going costs of refuse disposal.

June 20, 1995 - Landfill-solid waste disposal fees approved (Ordinance 138-95).

June 22, 1995 - Solid waste disposal contract approved (Addington Resources, Resolution 252-95).

State and federal statutes and regulations have mandated significant changes in the requirements for designing, constructing, operating, managing, maintaining, and closing landfills. The revised requirements have imposed extraordinary expenses on landfill operations.

**Summary of Revenue and Appropriations
FY 2015 Mayor's Proposed Budget
Landfill Fund**

	FY 2013 Adopted	FY 2014 Adopted	FY 2015 Proposed	\$ Change	% Change
Revenue					
Services	\$ 6,704,530	\$ 6,704,530	\$ 6,753,600	\$ 49,070	1%
Investments	2,500	-	-	-	
Other Income	218,000	222,000	230,000	8,000	4%
Total Revenue	\$ 6,925,030	\$ 6,926,530	\$ 6,983,600	\$ 57,070	1%
Fund Balance, July 1 (Reserve)	700,000	6,000,000	-	(6,000,000)	-100%
Total Funds Available	\$ 7,625,030	\$ 12,926,530	\$ 6,983,600	\$ (5,942,930)	-46%
Appropriations					
Operating Expenses					
Personnel	\$ 865,220	\$ 748,690	\$ 739,330	\$ (9,360)	-1%
Operating	5,943,880	5,491,580	4,608,950	(882,630)	-16%
Transfers To\ (From) Other Funds	200,000	200,000	200,000	-	
Total Operating	\$ 7,009,100	\$ 6,440,270	\$ 5,548,280	\$ (891,990)	-14%
Capital Expenses					
CIP Capital	\$ -	\$ 900,000	\$ 150,000	\$ (750,000)	-83%
Operating Capital	-	140,000	240,000	100,000	71%
Total Capital	\$ -	\$ 1,040,000	\$ 390,000	\$ (650,000)	-63%
Total Appropriations	\$ 7,009,100	\$ 7,480,270	\$ 5,938,280	\$ (1,541,990)	-21%
Fund Balance, June 30 (Reserve)	\$ 615,930	\$ 5,446,260	\$ 1,045,320	\$ (4,400,940)	-81%

NOTE: Landfill Fund revenues are restricted to current year operating and capital. Per Ordinance 126-97, all funds remaining at year-end are placed in a landfill closure reserve.

REVENUE STATEMENT

Acct. Code	DESCRIPTION	FY 2011 Actual	FY 2012 Actual	FY 2013 Actual	FY 2014 Adopted	FY 2014 Amended	FY 2014 Year to Date Thru February	FY 2014 Revised Estimate	FY 2015 Estimate	FY 2015 Estimate versus FY 2014 Revised	
										\$	%
40010	Employee Withholdings	0	0	0	0	0	0	0	0	0	0.0%
42150	Ground Leases	20,600	20,600	0	20,600	20,600	31,903	32,000	20,600	(11,400)	-35.6%
42541	Landfill User Fee - Herb/Dump	6,362,113	6,358,680	6,220,435	6,404,930	6,404,930	4,253,890	6,192,890	6,400,000	207,110	3.3%
42542	Landfill User Fee - C&D	296,844	230,146	67,358	0	0	14,735	10,110	0	(10,110)	-100.0%
42543	Landfill User Fee - Loan a Box	64,801	68,582	110,848	90,000	90,000	69,280	105,000	105,000	0	0.0%
42544	Landfill User Fee - LFUCG	63,112	98,463	65,601	0	0	42,467	64,000	64,000	0	0.0%
42720	Transfer Station Garbage Fee	179,060	206,759	181,086	189,000	189,000	109,006	164,000	164,000	0	0.0%
42900	Excess Fees And Collections	0	0	2	0	0	333	0	0	0	0.0%
45111	Interest	15,705	2,992	2,652	0	0	1,739	0	0	0	0.0%
45231	Adjustment Cost To Market	(2,113)	0	0	0	0	0	0	0	0	0.0%
45911	Transfer From General Service	0	780	0	0	0	0	0	0	0	0.0%
46600	Penalties And Interest	0	79	0	22,000	22,000	32,673	33,000	30,000	(3,000)	-9.1%
46720	Miscellaneous	217,080	200,302	200,000	200,000	200,000	100,000	200,000	200,000	0	0.0%
42511	Special Event Herbies	0	0	0	0	0	924	0	0	0	0.0%
42545	Landfill User Fee-Compactors	0	0	0	0	0	2,159	0	0	0	0.0%
Grand Total Revenue		7,217,203	7,187,383	6,847,981	6,926,530	6,926,530	4,659,110	6,801,000	6,983,600	182,600	2.7%



4/2/2014

Operating Budget By Fund and Division

Current Budget Year

Continuation

New or Expanded Service

1	2	3	4	5	6	7	8	9
2013	2014	2014 YTD	2015	2015	2015	2015	2015	2015
Actual	Original	Actual	Request	Mayor's	Council	Request	Mayor's	Council

Department 141402 Contingency

Fund 4121 LANDFILL FUND

Adopted Budget Control Levels

Personnel

Operating

Transfers

Capital

Total

4,000

4,000

4,000

4,000

Budget Detail (Information Only)

Fund 4121 LANDFILL FUND

Department

141402

Contingency

Section

0001

Unallocated Subsection

Account

63811 Contingency

4,000

4,000

Section 0001 Total

4,000

4,000

Department 141402 Total

4,000

4,000



4/2/2014

Operating Budget By Fund and Division

Current Budget Year

Continuation

New or Expanded Service

1	2	3	4	5	6	7	8	9
2013	2014	2014 YTD	2015	2015	2015	2015	2015	2015
Actual	Original	Actual	Request	Mayor's	Council	Request	Mayor's	Council

Department	141403	Indirect Cost Allocation
------------	--------	--------------------------

Fund 4121 LANDFILL FUND

Adopted Budget Control Levels

Personnel

Operating

Transfers

Capital

Total

120,410	125,000	74,590	118,000	118,000
120,410	125,000	74,590	118,000	118,000

Budget Detail (Information Only)

Fund 4121 LANDFILL FUND	Department	141403	Indirect Cost Allocation	Section	0001	Unallocated Subsection
Account						
78251 Indirect - General						
Section 0001 Total						
Department 141403 Total						



4/2/2014

Operating Budget By Fund and Division

Current Budget Year

Continuation

New or Expanded Service

	1 2013 Actual	2 2014 Original	3 2014 YTD Actual	4 2015 Request	5 2015 Mayor's	6 2015 Council	7 2015 Request	8 2015 Mayor's	9 2015 Council
Fund 4121 LANDFILL FUND			Department 194100	Law					
Adopted Budget Control Levels									
Personnel	14,030	11,720	7,630	77,340	77,340				
Operating	1,540	5,360	170	5,500	5,500				
Transfers									
Capital	1,000								
Total	16,570	17,080	7,800	82,840	82,840				

Budget Detail (Information Only)

Fund 4121 LANDFILL FUND	Department	194101	Law Administration			Section 1961	Corporate Administration
Account							
63111 Civil Service Salaries	9,020	7,200	4,780	50,000	50,000		
63122 Appointed Officials	1,200	1,200	800	6,100	6,100		
63413 Sick Leave		300		2,600	2,600		
63511 Pension Contributions	1,860	1,600	970	9,900	9,900		
63615 Life/Health/Dental/Vision	1,230	800	670	4,200	4,200		
63621 FICA	570	500	320	3,600	3,600		
63622 Unemployment Insurance	20	20	20	140	140		
63624 Medicare Expense	130	100	70	800	800		
Section 1961 Total	14,030	11,720	7,630	77,340	77,340		
Fund 4121 LANDFILL FUND	Department	194101	Law Administration			Section 1984	Law Collections
Account							
75101 Operating Supplies and Expi	1,180	2,500	170	2,500	2,500		
75801 Equipment Under \$5000		2,500		2,500	2,500		
76101 Repairs and Maintenance	360	360		500	500		
96402 Copy Machine	1,000						
Section 1984 Total	2,540	5,360	170	5,500	5,500		
Department 194101 Total	16,570	17,080	7,800	82,840	82,840		



4/2/2014

Operating Budget By Fund and Division

Current Budget Year

Continuation

New or Expanded Service

	1 2013 Actual	2 2014 Original	3 2014 YTD Actual	4 2015 Request	5 2015 Mayor's	6 2015 Council	7 2015 Request	8 2015 Mayor's	9 2015 Council
--	---------------------	-----------------------	-------------------------	----------------------	----------------------	----------------------	----------------------	----------------------	----------------------

Fund 4121 LANDFILL FUND

Adopted Budget Control Levels

Personnel

Operating

Transfers

Capital

Total

Operating	4,880	12,200	8,190	12,200	12,200				
Total	4,880	12,200	8,190	12,200	12,200				

Budget Detail (Information Only)

Fund	4121	LANDFILL FUND	Department	202101	Finance Commissioners Office	Section	2011	Finance Administration
------	------	---------------	------------	--------	------------------------------	---------	------	------------------------


Account

71202	Prof Svc - Finance	4,880	12,200	8,190	12,200	12,200		
	Section 2011 Total	4,880	12,200	8,190	12,200	12,200		
	Department 202101 Total	4,880	12,200	8,190	12,200	12,200		



4/2/2014

Operating Budget By Fund and Division



Current Budget Year				Continuation		New or Expanded Service				
		1	2	3	4	5	6	7	8	9
		2013	2014	2014 YTD	2015	2015	2015	2015	2015	2015
		Actual	Original	Actual	Request	Mayor's	Council	Request	Mayor's	Council
Fund 4121	LANDFILL FUND			Department	202600	Revenue				
Adopted Budget Control Levels										
	Personnel	45,630	46,690		28,470	92,150	92,150			
	Operating	633,380	706,430		522,490	1,004,930	1,004,930			
	Transfers									
	Capital		90,000			377,170	210,000			
	Total	679,010	843,120		550,960	1,474,250	1,307,080			
Budget Detail (Information Only)										
Fund 4121	LANDFILL FUND		Department	202601	Revenue Administration		Section	0001	Unallocated Subsection	
Account										
	63111 Civil Service Salaries				62,500	62,500				
	63413 Sick Leave				800	800				
	63511 Pension Contributions				11,100	11,100				
	63615 Life/Health/Dental/Vision				12,700	12,700				
	63621 FICA				3,900	3,900				
	63622 Unemployment Insurance				150	150				
	63624 Medicare Expense				1,000	1,000				
	96202 Software		90,000		377,170	210,000				
	Section 0001 Total		90,000		469,320	302,150				
	Department 202601 Total		90,000		469,320	302,150				



4/2/2014


Operating Budget By Fund and Division

		Current Budget Year			Continuation		New or Expanded Service			
		1 2013 Actual	2 2014 Original	3 2014 YTD Actual	4 2015 Request	5 2015 Mayor's	6 2015 Council	7 2015 Request	8 2015 Mayor's	9 2015 Council
Fund	4121 LANDFILL FUND		Department	202603	Landfill User Fee		Section	0001	Unallocated Subsection	
Account										
63111	Civil Service Salaries	30,780	30,800	20,540						
63152	Overtime-CERS	920								
63511	Pension Contributions	5,790	5,800	3,580						
63612	Health Insurance	520		380						
63615	Life/Health/Dental/Vision	3,700	7,700	2,480						
63621	FICA	1,780	1,900	1,170						
63622	Unemployment Insurance	60	90	60						
63623	Compensated Absences	1,680								
63624	Medicare Expense	400	400	260						
71202	Prof Svc - Finance	1,140	1,300	780	2,800	2,800				
71299	Prof Svc - Other	427,780	378,400	269,960	387,000	387,000				
71303	Rent/Lease - Equipment	620	1,200	1,560	1,200	1,200				
74201	Business Travel				1,100	1,100				
75101	Operating Supplies and Expr	113,180	123,200	78,520	162,900	162,900				
75801	Equipment Under \$5000	170	900	170	500	500				
76101	Repairs and Maintenance	230	680	170	680	680				
76102	Software Maintenance	720	750	720	750	750				
78311	Bad Debt Expense	89,540	200,000	170,610	448,000	448,000				
	Section 0001 Total	679,010	753,120	550,960	1,004,930	1,004,930				
	Department 202603 Total	679,010	753,120	550,960	1,004,930	1,004,930				



4/2/2014

Operating Budget By Fund and Division




		Current Budget Year			Continuation		New or Expanded Service			
		1 2013 Actual	2 2014 Original	3 2014 YTD Actual	4 2015 Request	5 2015 Mayor's	6 2015 Council	7 2015 Request	8 2015 Mayor's	9 2015 Council
Fund 4121	LANDFILL FUND			Department 303100	Environmental Quality & Public Wor					
Adopted Budget Control Levels										
Personnel		57,500	38,580	25,690	38,470	38,470				
Operating		2,650	11,000		9,500	9,500				
Transfers		200,000	200,000	100,000	200,000	200,000				
Capital										
Total		260,150	249,580	125,690	247,970	247,970				
Budget Detail (Information Only)										
Fund 4121	LANDFILL FUND		Department	303101	Environmental Quality and Public Works Co		Section	3001	Public Works Administration	
Account										
63111	Civil Service Salaries	24,890	10,700	7,110	10,800	10,800				
63511	Pension Contributions	4,540	2,000	1,240	1,900	1,900				
63615	Life/Health/Dental/Vision	2,990	1,200	860	1,100	1,100				
63621	FICA	1,400	700	400	700	700				
63622	Unemployment Insurance	40	30	20	30	30				
63624	Medicare Expense	320	200	90	200	200				
	Section 3001 Total	34,180	14,830	9,720	14,730	14,730				
	Department 303101 Total	34,180	14,830	9,720	14,730	14,730				



4/2/2014

Operating Budget By Fund and Division




		Current Budget Year			Continuation	New or Expanded Service				
		1	2	3	4	5	6	7	8	9
		2013	2014	2014 YTD	2015	2015	2015	2015	2015	2015
		Actual	Original	Actual	Request	Mayor's	Council	Request	Mayor's	Council
Fund 4121	LANDFILL FUND		Department	313101	Environmental Quality Administration		Section	3101	Environmental Quality Admin	
Account										
63111	Civil Service Salaries	16,980	17,500	11,680	17,700	17,700				
63511	Pension Contributions	3,100	3,300	2,040	3,100	3,100				
63615	Life/Health/Dental/Vision	2,040	1,500	1,410	1,500	1,500				
63621	FICA	950	1,100	660	1,100	1,100				
63622	Unemployment Insurance	30	50	30	40	40				
63624	Medicare Expense	220	300	150	300	300				
81101	Transfer to General	200,000	200,000	100,000	200,000	200,000				
	Section 3101 Total	223,320	223,750	115,970	223,740	223,740				
Fund 4121	LANDFILL FUND		Department	313101	Environmental Quality Administration		Section	3106	Landfill Travel	
Account										
74102	Conferences and Other Trai		2,000		2,000	2,000				
74201	Business Travel	2,650								
	Section 3106 Total	2,650	2,000		2,000	2,000				
	Department 313101 Total	225,970	225,750	115,970	225,740	225,740				



4/2/2014

Operating Budget By Fund and Division



		Current Budget Year			Continuation	New or Expanded Service				
		1	2	3	4	5	6	7	8	9
		2013	2014	2014 YTD	2015	2015	2015	2015	2015	2015
		Actual	Original	Actual	Request	Mayor's	Council	Request	Mayor's	Council
Fund 4121	LANDFILL FUND		Department	313102	Public Education		Section	3132	Landfill Public Ed	
Account										
71299	Prof Svc - Other		7,500		7,500	7,500				
75101	Operating Supplies and Exp		1,500							
	Section 3132 Total		9,000		7,500	7,500				
	Department 313102 Total		9,000		7,500	7,500				



4/2/2014

Operating Budget By Fund and Division

Current Budget Year

Continuation

New or Expanded Service

	1 2013 Actual	2 2014 Original	3 2014 YTD Actual	4 2015 Request	5 2015 Mayor's	6 2015 Council	7 2015 Request	8 2015 Mayor's	9 2015 Council
--	---------------------	-----------------------	-------------------------	----------------------	----------------------	----------------------	----------------------	----------------------	----------------------

Fund 4121 LANDFILL FUND

Department 303500 Waste Management

Adopted Budget Control Levels

Personnel	392,790	365,990	194,900	282,570	282,570
Operating	2,917,020	4,585,590	2,379,910	3,435,650	3,435,650
Transfers	-108,000				
Capital	3,612,710	950,000	58,510	180,000	180,000
Total	6,814,520	5,901,580	2,633,320	3,898,220	3,898,220

Budget Detail (Information Only)

Fund 4121 LANDFILL FUND	Department	303102 Landfill and Disposal	Section	3051 Disposal Administration
-------------------------	------------	------------------------------	---------	------------------------------

Account

63111 Civil Service Salaries	90,700	36,620	58,900	58,900
63313 Part Time - Non-CERS	12,400			
63511 Pension Contributions	19,500	6,490	10,400	10,400
63612 Health Insurance		380		
63615 Life/Health/Dental/Vision	13,600	4,380	7,600	7,600
63621 FICA	6,400	2,010	3,700	3,700
63622 Unemployment Insurance	250	100	140	140
63623 Compensated Absences	2,980			
63624 Medicare Expense	1,500	450	900	900
71210 Prof Svc - Waste Disposal	2,407,710	2,123,440	2,700,000	2,700,000
71299 Prof Svc - Other	86,990	142,780	340,000	340,000
81602 Transfer from Full Urban	-108,000			
Section 3051 Total	2,389,680	4,229,350	2,316,650	3,121,640

Fund 4121 LANDFILL FUND

Department 303102 Landfill and Disposal

Section 3061 Landfill Maintenance

Account

71205 Prof Svc - Engineer	17,560	100,000	1,200	50,000	50,000
71299 Prof Svc - Other		15,000	2,200	15,000	15,000
90316 Landfill Improvements	37,090				
Section 3061 Total	54,650	115,000	3,400	65,000	65,000

Fund 4121 LANDFILL FUND

Department 303102 Landfill and Disposal

Section 3062 Landfill Operation


Account

63111 Civil Service Salaries	52,700	49,400	34,820	49,900	49,900
63152 Overtime-CERS	2,060		1,020	2,500	2,500
63313 Part Time - Non-CERS	13,760				
63413 Sick Leave				1,300	1,300
63511 Pension Contributions	9,990	9,300	6,260	9,300	9,300
63612 Health Insurance	520		380		
63615 Life/Health/Dental/Vision	6,340	15,400	4,210	15,300	15,300
63621 FICA	3,830	3,100	2,030	3,300	3,300
63622 Unemployment Insurance	120	140	100	130	130
63623 Compensated Absences	-230				
63624 Medicare Expense	860	700	450	800	800



4/2/2014

Operating Budget By Fund and Division



		Current Budget Year			Continuation	New or Expanded Service				
		1	2	3	4	5	6	7	8	9
		2013	2014	2014 YTD	2015	2015	2015	2015	2015	2015
		Actual	Original	Actual	Request	Mayor's	Council	Request	Mayor's	Council
71299	Prof Svc - Other				119,660	119,660				
72101	Electric	9,920	14,580	6,400	11,360	11,360				
72103	Water		2,000							
72107	Water Quality Management I	33,040	38,660	23,860	37,590	37,590				
72202	Landline Phones			580	4,000	4,000				
72203	Cell Phones	2,880	2,500	990	1,500	1,500				
75101	Operating Supplies and Expr	4,530	5,000	1,230	2,500	2,500				
75102	Food And Household Items	340	500		500	500				
75601	Clothing/Equipment - Other		1,500		500	500				
75801	Equipment Under \$5000	790	3,000	830	3,000	3,000				
76101	Repairs and Maintenance	29,870	40,000	8,930	30,000	30,000				
76102	Software Maintenance		9,000		5,000	5,000				
76201	Vehicle and Equipment Fuel	4,610	3,290	1,950	3,290	3,290				
76331	Vehicle Repairs and Mainte	5,130	2,810	700	1,500	1,500				
77801	Dues		250		250	250				
95602	Security Systems and Equip		50,000		30,000	30,000				
Section 3062 Total		181,060	251,130	94,740	333,180	333,180				
Fund 4121	LANDFILL FUND		Department	303102	Landfill and Disposal		Section 3063	Landfill Closure		
Account										
71205	Prof Svc - Engineer	307,370	237,500	64,250	100,000	100,000				
71299	Prof Svc - Other	6,280	25,000	570	10,000	10,000				
90316	Landfill Improvements	3,575,620		18,670						
92211	Construction-Storm Drainage		150,000	39,840	150,000	150,000				
Section 3063 Total		3,889,270	412,500	123,330	260,000	260,000				
Department 303102 Total		6,514,660	5,007,980	2,538,120	3,779,820	3,779,820				



4/2/2014

Operating Budget By Fund and Division

		Current Budget Year			Continuation		New or Expanded Service			
		1 2013 Actual	2 2014 Original	3 2014 YTD Actual	4 2015 Request	5 2015 Mayor's	6 2015 Council	7 2015 Request	8 2015 Mayor's	9 2015 Council
Fund 4121	LANDFILL FUND		Department	303501	Waste Management Administration		Section	0001	Unallocated Subsection	
Account										
63111	Civil Service Salaries	134,220	83,900	55,490	67,300	67,300				
63121	Non-Civil Service Salaries	19,130		1,350						
63152	Overtime-CERS	4,540		2,150						
63411	Longevity		220							
63413	Sick Leave		3,200		800	800				
63511	Pension Contributions	28,810	15,900	10,300	11,900	11,900				
63615	Life/Health/Dental/Vision	18,470	10,000	6,880	9,500	9,500				
63621	FICA	8,830	5,400	3,330	4,200	4,200				
63622	Unemployment Insurance	270	240	160	160	160				
63624	Medicare Expense	1,990	1,300	750	1,000	1,000				
90511	Construction-Building Non-R		750,000							
	Section 0001 Total	216,260	870,160	80,410	94,860	94,860				
	Department 303501 Total	216,260	870,160	80,410	94,860	94,860				



4/2/2014

Operating Budget By Fund and Division

Current Budget Year

Continuation


New or Expanded Service

	1	2	3	4	5	6	7	8	9
	2013	2014	2014 YTD	2015	2015	2015	2015	2015	2015
	Actual	Original	Actual	Request	Mayor's	Council	Request	Mayor's	Council
Fund 4121 LANDFILL FUND		Department	303502 Refuse Collection			Section	3501 Residential Refuse Collection		
Account									
63511 Pension Contributions	-20								
Section 3501 Total	-20								
Department 303502 Total	-20								



4/2/2014

Operating Budget By Fund and Division



		Current Budget Year			Continuation	New or Expanded Service				
		1	2	3	4	5	6	7	8	9
		2013	2014	2014 YTD	2015	2015	2015	2015	2015	2015
		Actual	Original	Actual	Request	Mayor's	Council	Request	Mayor's	Council
Fund 4121	LANDFILL FUND		Department	303503	Dumpster Program		Section	3532	Dumpster Collection	
Account										
63111	Civil Service Salaries	2,720								
63152	Overtime-CERS	20								
63511	Pension Contributions	500								
63615	Life/Health/Dental/Vision	330								
63621	FICA	160								
63624	Medicare Expense	30								
Section 3532 Total		3,760								
Department 303503 Total		3,760								



4/2/2014

Operating Budget By Fund and Division

		Current Budget Year			Continuation	New or Expanded Service				
		1 2013 Actual	2 2014 Original	3 2014 YTD Actual	4 2015 Request	5 2015 Mayor's	6 2015 Council	7 2015 Request	8 2015 Mayor's	9 2015 Council
Fund 4121	LANDFILL FUND		Department	303505	Materials Recovery Facility		Section	3571	Materials Recovery	
Account										
63111	Civil Service Salaries	53,730	16,100	7,940	16,300	16,300				
63121	Non-Civil Service Salaries	4,250		2,850						
63152	Overtime-CERS	30		30						
63313	Part Time - Non-CERS	190								
63511	Pension Contributions	10,580	3,000	1,890	2,900	2,900				
63615	Life/Health/Dental/Vision	6,970	3,100	1,300	3,100	3,100				
63621	FICA	3,270	1,000	610	1,000	1,000				
63622	Unemployment Insurance	100	40	30	40	40				
63624	Medicare Expense	740	200	140	200	200				
Section 3571 Total		79,860	23,440	14,790	23,540	23,540				
Department 303505 Total		79,860	23,440	14,790	23,540	23,540				



4/2/2014

Operating Budget By Fund and Division

Current Budget Year

Continuation

New or Expanded Service

	1 2013 Actual	2 2014 Original	3 2014 YTD Actual	4 2015 Request	5 2015 Mayor's	6 2015 Council	7 2015 Request	8 2015 Mayor's	9 2015 Council
--	---------------------	-----------------------	-------------------------	----------------------	----------------------	----------------------	----------------------	----------------------	----------------------

Fund 4121 LANDFILL FUND

Department 313200 Environmental Policy

Adopted Budget Control Levels

Personnel	276,380	285,710	191,870	244,800	244,800
Operating	5,720	36,000	7,790	13,170	13,170
Transfers					
Capital					
Total	282,100	321,710	199,660	257,970	257,970

Budget Detail (Information Only)

Fund 4121 LANDFILL FUND	Department	313201	Environmental Policy	Section	3091	Compliance Administration
Account						
63111 Civil Service Salaries	201,300	201,700	140,410	174,900	174,900	
63411 Longevity		540		170	170	
63413 Sick Leave		3,800		2,900	2,900	
63511 Pension Contributions	36,710	38,200	24,510	30,900	30,900	
63615 Life/Health/Dental/Vision	24,170	25,100	16,890	21,900	21,900	
63621 FICA	11,300	12,800	7,900	11,000	11,000	
63622 Unemployment Insurance	350	570	390	430	430	
63624 Medicare Expense	2,550	3,000	1,770	2,600	2,600	
Section 3091 Total	276,380	285,710	191,870	244,800	244,800	
Fund 4121 LANDFILL FUND	Department	313201	Environmental Policy	Section	3092	Remediation and Compliance
Account						
71299 Prof Svc - Other	5,720	5,000	2,020	5,000	5,000	
Section 3092 Total	5,720	5,000	2,020	5,000	5,000	
Fund 4121 LANDFILL FUND	Department	313201	Environmental Policy	Section	3095	Environmental Education and Ou
Account						
71299 Prof Svc - Other		31,000	5,770	5,000	5,000	
Section 3095 Total		31,000	5,770	5,000	5,000	
Fund 4121 LANDFILL FUND	Department	313201	Environmental Policy	Section	3099	Energy Improvement for Envir
Account						
71299 Prof Svc - Other				3,170	3,170	
Section 3099 Total				3,170	3,170	
Department 313201 Total	282,100	321,710	199,660	257,970	257,970	



4/2/2014

Operating Budget By Fund and Division

Current Budget Year

Continuation

New or Expanded Service

1	2	3	4	5	6	7	8	9
2013	2014	2014 YTD	2015	2015	2015	2015	2015	2015
Actual	Original	Actual	Request	Mayor's	Council	Request	Mayor's	Council

Department	606200	Adult and Tenant Services
------------	--------	---------------------------

Fund 4121 LANDFILL FUND

Adopted Budget Control Levels

Personnel

Operating

Transfers

Capital

Total

8,330	10,000	4,640	10,000	10,000
8,330	10,000	4,640	10,000	10,000

Budget Detail (Information Only)

Fund	4121	LANDFILL FUND	Department	606201	Adult and Tenant Services Administration	Section	6212	Emergency Financial Assistance
------	------	---------------	------------	--------	--	---------	------	--------------------------------

Account

78111 Assistance-User Fee

Section 6212 Total

Department 606201 Total

8,330	10,000	4,640	10,000	10,000
8,330	10,000	4,640	10,000	10,000
8,330	10,000	4,640	10,000	10,000



4/2/2014

Operating Budget By Fund and Division

Current Budget Year

Continuation

New or Expanded Service

1	2	3	4	5	6	7	8	9
2013	2014	2014 YTD	2015	2015	2015	2015	2015	2015
Actual	Original	Actual	Request	Mayor's	Council	Request	Mayor's	Council

Department 707200 Facilities and Fleet Management

Fund 4121 LANDFILL FUND

Adopted Budget Control Levels

Personnel

Operating

Transfers

Capital 37,400

Total 37,400

Budget Detail (Information Only)

Fund 4121 LANDFILL FUND	Department	707301	Fleet Services Operations	Section	0001	Unallocated Subsection
-------------------------	------------	--------	---------------------------	---------	------	------------------------

Account

96951 Automobiles Except Police 14,640

96960 Truck-SUV 22,760

Section 0001 Total 37,400

Department 707301 Total 37,400

This Page Left Intentionally Blank

Right of Way Program Fund

The Right of Way Fund (4201) was established to account for the revenues and expenses created by the adoption of the Right-of-Way ordinance.

**Summary of Revenue and Appropriations
FY 2015 Mayor's Proposed Budget
Right Of Way Program**

	FY 2013 Adopted	FY 2014 Adopted	FY 2015 Proposed	\$ Change	% Change
Revenue					
Licenses and Permits	\$ 320,000	\$ 445,000	\$ 400,000	\$ (45,000)	-10%
Total Revenue	\$ 320,000	\$ 445,000	\$ 400,000	\$ (45,000)	-10%
Fund Balance, July 1	696,958	-	-	-	
Total Funds Available	\$ 1,016,958	\$ 445,000	\$ 400,000	\$ (45,000)	-10%
Appropriations					
Operating Expenditures					
Personnel	\$ 300,130	\$ 307,560	\$ 313,730	\$ 6,170	2%
Operating	25,200	65,700	32,820	(32,880)	-50%
Total Operating	\$ 325,330	\$ 373,260	\$ 346,550	\$ (26,710)	-7%
Total Appropriations	\$ 325,330	\$ 373,260	\$ 346,550	\$ (26,710)	-7%
Fund Balance, June 30	\$ 691,628	\$ 71,740	\$ 53,450	\$ (18,290)	-25%

REVENUE STATEMENT

Acct. Code	DESCRIPTION	FY 2011 Actual	FY 2012 Actual	FY 2013 Actual	FY 2014 Adopted	FY 2014 Amended	FY 2014 Year to Date Thru February	FY 2014 Revised Estimate	FY 2015 Estimate	FY 2015 Estimate versus FY 2014 Revised	
										\$	%
40190	Franchise Fee	483,196	419,676	392,528	445,000	445,000	243,111	392,000	400,000	8,000	2.0%
42330	Computer Services Fees	0	0	(62)	0	0	0	0	0	0	0.0%
45111	Interest	477	102	0	0	0	0	0	0	0	0.0%
45144	Interest - Restricted, Eco Con	0	0	0	0	0	0	0	0	0	0.0%
Grand Total Revenue		483,673	419,778	392,466	445,000	445,000	243,111	392,000	400,000	8,000	2.0%



4/2/2014

Operating Budget By Fund and Division

Current Budget Year

Continuation

New or Expanded Service

	1 2013 Actual	2 2014 Original	3 2014 YTD Actual	4 2015 Request	5 2015 Mayor's	6 2015 Council	7 2015 Request	8 2015 Mayor's	9 2015 Council
Fund 4201 RIGHT OF WAY PROGRAM			Department	141402	Contingency				
Adopted Budget Control Levels									
Personnel					6,700				
Operating									
Transfers									
Capital									
Total					6,700				

Budget Detail (Information Only)

Fund 4201 RIGHT OF WAY PROGRAM	Department	141402	Contingency			Section 0001	Unallocated Subsection
Account							
63811 Contingency				6,700	6,700		
Section 0001 Total				6,700	6,700		
Department 141402 Total				6,700	6,700		



4/2/2014

Operating Budget By Fund and Division

		Current Budget Year			Continuation	New or Expanded Service			
	1	2	3	4	5	6	7	8	9
	2013	2014	2014 YTD	2015	2015	2015	2015	2015	2015
	Actual	Original	Actual	Request	Mayor's	Council	Request	Mayor's	Council
Fund 4201 RIGHT OF WAY PROGRAM			Department 303200	Engineering					
Adopted Budget Control Levels									
Personnel	271,460	307,560	186,620	307,030	307,030				
Operating	5,490	65,700	5,430	32,820	32,820				
Transfers									
Capital									
Total	276,950	373,260	192,050	339,850	339,850				
Budget Detail (Information Only)									
Fund 4201 RIGHT OF WAY PROGRAM		Department	303202	Design and Engineering Service		Section	3231	Right of Way Management	
Account									
63111 Civil Service Salaries	192,570	198,500	132,440	200,400	200,400				
63152 Overtime-CERS		16,000		16,000	16,000				
63413 Sick Leave	3,970	4,400	4,360	4,500	4,500				
63511 Pension Contributions	35,120	40,500	23,120	38,200	38,200				
63612 Health Insurance	1,560		1,150						
63615 Life/Health/Dental/Vision	23,130	30,800	15,990	30,500	30,500				
63621 FICA	10,810	13,600	7,520	13,700	13,700				
63622 Unemployment Insurance	340	560	370	530	530				
63623 Compensated Absences	1,520								
63624 Medicare Expense	2,440	3,200	1,670	3,200	3,200				
71299 Prof Svc - Other		5,500		5,500	5,500				
71303 Rent/Lease - Equipment				1,570	1,570				
71304 Rent/Lease - Software		40,000							
72203 Cell Phones	1,690	4,200	950	5,800	5,800				
74101 Required Certification/Trainin		3,000		3,000	3,000				
74102 Conferences and Other Trair		2,000		2,000	2,000				
75101 Operating Supplies and Exp	1,350	4,000	980	4,000	4,000				
75601 Clothing/Equipment - Other	240	1,000	140	1,000	1,000				
75801 Equipment Under \$5000	1,810	4,000		1,000	1,000				
76101 Repairs and Maintenance	260	1,000		1,700	1,700				
76201 Vehicle and Equipment Fuel			3,190	3,600	3,600				
76331 Vehicle Repairs and Mainte				3,100	3,100				
77801 Dues	140	500	170	350	350				
77802 Subscriptions and Publicatio		500		200	200				
Section 3231 Total	276,950	373,260	192,050	339,850	339,850				
Department 303202 Total	276,950	373,260	192,050	339,850	339,850				

This Page Left Intentionally Blank

Extended School Program Fund

The Extended School Program Fund (4202) was created in FY 1994 to account for the revenues and expenses of the Extended School Program administered by the Division of Parks and Recreation. This fee-based program offers after-school programming for elementary and middle school children at several schools in Fayette County.

**Summary of Revenue and Appropriations
FY 2015 Mayor's Proposed Budget
Extended School Program**

	FY 2013 Adopted	FY 2014 Adopted	FY 2015 Proposed	\$ Change	% Change
Revenue					
Services	\$ 2,401,790	\$ 2,439,570	\$ 2,367,060	\$ (72,510)	-3%
Other Financing Sources	81,420	-	-	-	
Total Revenue	\$ 2,483,210	\$ 2,439,570	\$ 2,367,060	\$ (72,510)	-3%
Fund Balance, July 1	(136,341)	(5,000)	-	-	
Total Funds Available	\$ 2,346,869	\$ 2,434,570	\$ 2,367,060	\$ (67,510)	-3%
Appropriations					
Operating Expenses					
Personnel	\$ 1,759,670	\$ 1,729,110	\$ 1,685,090	\$ (44,020)	-3%
Operating	586,110	585,000	670,600	85,600	15%
Total Appropriations	\$ 2,345,780	\$ 2,314,110	\$ 2,355,690	\$ 41,580	2%
Fund Balance, June 30	\$ 1,089	\$ 120,460	\$ 11,370	\$ (109,090)	-91%


REVENUE STATEMENT

Acct. Code	DESCRIPTION	FY 2011 Actual	FY 2012 Actual	FY 2013 Actual	FY 2014 Adopted	FY 2014 Amended	FY 2014 Year to Date Thru February	FY 2014 Revised Estimate	FY 2015 Estimate	FY 2015 Estimate versus FY 2014 Revised	
										\$	%
42060	Parks and Recreation Programs	(277)	0	0	0	0	0	0	0	0	0.0%
42090	ESP Fees	2,038,669	2,337,357	2,378,719	2,439,570	2,439,570	1,385,291	2,187,900	2,367,060	179,160	8.2%
42690	E911 - Landline Fee	0	0	0	0	0	0	0	0	0	0.0%
45111	Interest	90	4	0	0	0	0	0	0	0	0.0%
45144	Interest - Restricted, Eco Con	0	0	0	0	0	0	0	0	0	0.0%
45911	Transfer From General Service	0	47,454	0	0	0	0	0	0	0	0.0%
46550	Assistance Repayment	0	0	0	0	0	0	0	0	0	0.0%
46720	Miscellaneous	0	886	1,032	0	0	0	0	0	0	0.0%
Grand Total Revenue		2,038,482	2,385,699	2,379,751	2,439,570	2,439,570	1,385,291	2,187,900	2,367,060	179,160	8.2%



4/2/2014

Operating Budget By Fund and Division



		Current Budget Year			Continuation		New or Expanded Service			
		1	2	3	4	5	6	7	8	9
		2013	2014	2014 YTD	2015	2015	2015	2015	2015	2015
		Actual	Original	Actual	Request	Mayor's	Council	Request	Mayor's	Council
Fund 4202	EXTENDED SCHOOL PROGRAM			Department	141402	Contingency				
Adopted Budget Control Levels										
Personnel						19,500		19,500		
Operating										
Transfers										
Capital										
Total						19,500		19,500		
Budget Detail (Information Only)										
Fund 4202	EXTENDED SCHOOL PROGRAM		Department	141402	Contingency		Section	0001	Unallocated	Subsection
Account										
63811 Contingency						19,500		19,500		
Section 0001 Total						19,500		19,500		
Department 141402 Total						19,500		19,500		



4/2/2014

Operating Budget By Fund and Division

Current Budget Year

Continuation

New or Expanded Service

		1	2	3	4	5	6	7	8	9
		2013	2014	2014 YTD	2015	2015	2015	2015	2015	2015
		Actual	Original	Actual	Request	Mayor's	Council	Request	Mayor's	Council
Fund 4202	EXTENDED SCHOOL PROGRAM			Department	141403	Indirect Cost Allocation				
Adopted Budget Control Levels										
Personnel										
Operating		201,920	190,000	107,680	277,000	277,000				
Transfers										
Capital										
Total		201,920	190,000	107,680	277,000	277,000				
Budget Detail (Information Only)										
Fund 4202	EXTENDED SCHOOL PROGRAM		Department	141403	Indirect Cost Allocation		Section	0001	Unallocated	Subsection
Account										
78251	Indirect - General	201,920	190,000	107,680	277,000	277,000				
	Section 0001 Total	201,920	190,000	107,680	277,000	277,000				
	Department 141403 Total	201,920	190,000	107,680	277,000	277,000				



4/2/2014

Operating Budget By Fund and Division

Current Budget Year

Continuation

New or Expanded Service

	1 2013 Actual	2 2014 Original	3 2014 YTD Actual	4 2015 Request	5 2015 Mayor's	6 2015 Council	7 2015 Request	8 2015 Mayor's	9 2015 Council
Fund 4202 EXTENDED SCHOOL PROGRAM			Department 707600	Parks and Recreation					
Adopted Budget Control Levels									
Personnel	1,640,570	1,729,110	983,910	1,776,090	1,665,590				
Operating	346,520	395,000	220,210	413,600	393,600				
Transfers									
Capital									
Total	1,987,090	2,124,110	1,204,120	2,189,690	2,059,190				

Budget Detail (Information Only)

Fund 4202 EXTENDED SCHOOL PROGRAM	Department 707606	Enterprise Programs	Section 7511	ESP Administration
Account				
63121 Non-Civil Service Salaries	252,230	316,600	179,570	308,800
63413 Sick Leave	10,620	12,300	12,260	12,500
63511 Pension Contributions	45,970	59,800	31,350	54,600
63612 Health Insurance	2,600		2,290	
63615 Life/Health/Dental/Vision	30,300	59,900	21,690	58,600
63621 FICA	14,150	20,400	10,200	19,900
63622 Unemployment Insurance	440	910	500	770
63623 Compensated Absences	3,760			
63624 Medicare Expense	3,190	4,800	2,270	4,700
71251 Professional Services - Insur				3,800
71299 Prof Svc - Other	42,400	125,000	95,640	130,000
71303 Rent/Lease - Equipment		500	680	1,000
72203 Cell Phones	10,110	12,500	5,380	11,000
74101 Required Certification/Trainin		500		500
74201 Business Travel	50	1,000		500
75101 Operating Supplies and Exp	1,700	4,000	2,230	4,000
75801 Equipment Under \$5000	500	2,000	710	2,000
76101 Repairs and Maintenance	240	200		200
77801 Dues		300		300
78701 Bank Charges	8,920		4,510	10,000
Section 7511 Total	427,180	620,710	369,280	623,170
Fund 4202 EXTENDED SCHOOL PROGRAM	Department 707606	Enterprise Programs	Section 7512	Extended School Programs
Account				
63152 Overtime-CERS	40			
63155 OT F and P-Unsch Not Pen	620		10	
63311 Temporary			520	
63312 Seasonal	276,270	480,000	151,340	300,000
63313 Part Time - Non-CERS	655,180	315,000	346,050	600,500
63314 Part Time - CERS	186,740	315,000	131,650	190,000
63415 Educational Incentive			100	
63511 Pension Contributions	83,840	59,500	49,340	139,700
63621 FICA	60,930	68,800	35,130	67,600
63622 Unemployment Insurance	1,970		1,760	2,620



4/2/2014

Operating Budget By Fund and Division

		Current Budget Year			Continuation	New or Expanded Service			
	1	2	3	4	5	6	7	8	9
	2013	2014	2014 YTD	2015	2015	2015	2015	2015	2015
	Actual	Original	Actual	Request	Mayor's	Council	Request	Mayor's	Council
63623	Compensated Absences	-2,100							
63624	Medicare Expense	13,820	16,100	7,880	15,800	15,800			
71299	Prof Svc - Other	62,260							
71301	Rent/Lease - Land	80							
71303	Rent/Lease - Equipment	540	1,000		1,000	1,000			
71399	Rent/Lease - Other	80	200		500	500			
74101	Required Certification/Trainin		200	30	200	200			
74102	Conferences and Other Trai		200		200	200			
75101	Operating Supplies and Expi	42,580	60,000	30,180	65,000	65,000			
75102	Food And Household Items	167,650	170,000	75,920	170,000	160,000			
75601	Clothing/Equipment - Other	4,110	5,500		5,500	5,500			
75801	Equipment Under \$5000	3,990	9,500	4,930	5,500	5,500			
76101	Repairs and Maintenance	1,310	1,700		1,700	1,700			
76102	Software Maintenance		200		200	200			
77801	Dues		500		500	500			
Section	7512 Total	1,559,910	1,503,400	834,840	1,566,520	1,446,020			
Department	707606 Total	1,987,090	2,124,110	1,204,120	2,189,690	2,059,190			

This Page Left Intentionally Blank

Prisoners' Activity Fund

The Prisoners' Activity Fund (4203) - was transferred to the Government in 1994 and accounts for the operations of the commissary at the Fayette County Detention Center as well as the phones, and Community Alternative Program.

**Summary of Revenue and Appropriations
FY 2015 Mayor's Proposed Budget
Prisoners' Account Fund**

	FY 2013 Adopted	FY 2014 Adopted	FY 2015 Proposed	\$ Change	% Change
Revenue					
Services	\$ 900,000	\$ 1,081,200	\$ 1,398,000	\$ 316,800	29%
Other Income	604,000	422,800	700,000	277,200	66%
Total Revenue	\$ 1,504,000	\$ 1,504,000	\$ 2,098,000	\$ 594,000	39%
Fund Balance, July 1	300,000	-	-	-	
Total Funds Available	\$ 1,804,000	\$ 1,504,000	\$ 2,098,000	\$ 594,000	39%
Appropriations					
Operating Expenses					
Operating	\$ 1,151,450	\$ 1,478,430	\$ 1,906,880	\$ 428,450	29%
Total Appropriations	\$ 1,151,450	\$ 1,478,430	\$ 1,906,880	\$ 428,450	29%
Fund Balance, June 30	\$ 652,550	\$ 25,570	\$ 191,120	\$ 165,550	647%

REVENUE STATEMENT

Acct. Code	DESCRIPTION	FY 2011 Actual	FY 2012 Actual	FY 2013 Actual	FY 2014 Adopted	FY 2014 Amended	FY 2014 Year to Date Thru February	FY 2014 Revised Estimate	FY 2015 Estimate	FY 2015 Estimate versus FY 2014 Revised	
										\$	%
41600	Detention Center Medical Reimb	0	0	0	0	0	0	0	0	0	0.0%
41630	Detention Center Other	1,089,129	1,198,010	1,051,233	1,081,200	1,081,200	664,246	900,000	1,398,000	498,000	55.3%
45111	Interest	14	0	0	0	0	0	0	0	0	0.0%
46720	Miscellaneous	32,670	326,117	568,393	422,800	422,800	712,052	713,000	700,000	(13,000)	-1.8%
Grand Total Revenue		1,121,813	1,524,126	1,619,626	1,504,000	1,504,000	1,376,298	1,613,000	2,098,000	485,000	30.1%



4/2/2014

Operating Budget By Fund and Division

Current Budget Year

Continuation

New or Expanded Service

	1 2013 Actual	2 2014 Original	3 2014 YTD Actual	4 2015 Request	5 2015 Mayor's	6 2015 Council	7 2015 Request	8 2015 Mayor's	9 2015 Council
Fund 4203 PRISONERS' ACCOUNT FUND			Department	505400	Community Corrections				
Adopted Budget Control Levels									
Personnel									
Operating	1,392,240	1,478,430	1,013,420	1,906,880	1,906,880				
Transfers									
Capital									
Total	1,392,240	1,478,430	1,013,420	1,906,880	1,906,880				

Budget Detail (Information Only)

Fund 4203 PRISONERS' ACCOUNT FUND	Department	505402	Adult Detention	Section	5421	Adult Detention Administration
Account						
75101 Operating Supplies and Exp	111,790	161,410	80,900	161,410	161,410	
75102 Food And Household Items	60,740	1,670	3,810	1,670	1,670	
75520 Cost Of Goods Sold	864,490	780,000	538,340	1,200,000	1,200,000	
75601 Clothing/Equipment - Other	11,520	34,310	14,740	34,310	34,310	
78101 Assistance-Assessment Fee		2,860				
78112 Assistance-Other	9,470	3,220	4,960	10,000	10,000	
Section 5421 Total	1,058,010	983,470	642,750	1,407,390	1,407,390	
Department 505402 Total	1,058,010	983,470	642,750	1,407,390	1,407,390	



4/2/2014

Operating Budget By Fund and Division

Current Budget Year

Continuation

New or Expanded Service

	1	2	3	4	5	6	7	8	9
	2013	2014	2014 YTD	2015	2015	2015	2015	2015	2015
	Actual	Original	Actual	Request	Mayor's	Council	Request	Mayor's	Council
Fund 4203 PRISONERS' ACCOUNT FUND		Department	505403	Programs and Community Service		Section	5431	Adult Probation	
Account									
71299 Prof Svc - Other	330								
Section 5431 Total	330								
Fund 4203 PRISONERS' ACCOUNT FUND		Department	505403	Programs and Community Service		Section	5432	Community Alternative Program	
Account									
71299 Prof Svc - Other	77,570								
71302 Rent/Lease - Buildings		42,550	32,830	42,550	42,550				
71399 Rent/Lease - Other			40						
72203 Cell Phones	760								
74201 Business Travel		1,000		1,000	1,000				
75101 Operating Supplies and Exp	234,430	5,000	490	5,000	5,000				
75602 Clothing/Equip - Public Safel	1,810								
75801 Equipment Under \$5000	9,720	5,000	750	5,000	5,000				
76101 Repairs and Maintenance	8,340	10,000	800	10,000	10,000				
77801 Dues	1,270								
Section 5432 Total	333,900	63,550	34,910	63,550	63,550				
Fund 4203 PRISONERS' ACCOUNT FUND		Department	505403	Programs and Community Service		Section	5433	Electronic Monitoring	
Account									
71299 Prof Svc - Other		80,000	44,080	80,000	80,000				
72203 Cell Phones		1,010	550	540	540				
75602 Clothing/Equip - Public Safel		5,000		5,000	5,000				
Section 5433 Total		86,010	44,630	85,540	85,540				
Fund 4203 PRISONERS' ACCOUNT FUND		Department	505403	Programs and Community Service		Section	5435	Drug Testing	
Account									
71210 Prof Svc - Waste Disposal				13,500	13,500				
71299 Prof Svc - Other		10,000	9,890	1,500	1,500				
75101 Operating Supplies and Exp		315,000	276,370	335,000	335,000				
75102 Food And Household Items		20,000	4,870						
77802 Subscriptions and Publicatio		400		400	400				
Section 5435 Total		345,400	291,130	350,400	350,400				
Department 505403 Total	334,230	494,960	370,670	499,490	499,490				

This Page Left Intentionally Blank

Enhanced 911 Fund

The Enhanced 911 Fund (4204) was created in FY 1996 to account for Enhanced 911 revenues and expenses. An Enhanced 911 system saves time and communicates information, even when a caller cannot, by providing a telephone number, and address or latitude and longitude for cell phone callers.

A fee of \$2.59 per landline phone is applied to the phone bills of Fayette County residents for the Enhanced 911 system. A fee was first applied at the rate of \$0.95 per phone line on January 1, 1996, and the system became operational in March 1998. The fee was imposed in advance of the system becoming operational in order to provide funding for database development. The fee was set to \$1.31 during FY 2004, and then increased in FY 2009 with a 4.5% annual increase.

Legislation restricts revenues from a tax or fee expressly levied to fund 911 emergency services to be expended solely for 911 services. Since approximately 38 percent of the calls for assistance are 911 emergency calls, 38 percent of the calltaker/dispatcher personnel costs can be charged to this fund.

**Summary of Revenue and Appropriations
FY 2015 Mayor's Proposed Budget
Enhanced 911 Fund**

	FY 2013 Adopted	FY 2014 Adopted	FY 2015 Proposed	\$ Change	% Change
Revenue					
Services	\$ 3,600,500	\$ 3,018,600	\$ 2,992,850	\$ (25,750)	-1%
Total Revenue	\$ 3,600,500	\$ 3,018,600	\$ 2,992,850	\$ (25,750)	-1%
Fund Balance, July 1	1,200,000	3,000,000	1,000,000	(2,000,000)	-67%
Total Funds Available	\$ 4,800,500	\$ 6,018,600	\$ 3,992,850	\$ (2,025,750)	-34%
Appropriations					
Personnel	\$ 1,938,390	\$ 2,125,450	\$ 2,093,620	\$ (31,830)	-1%
Operating	1,462,430	1,438,440	1,291,700	(146,740)	-10%
Transfers To\ (From) Other Funds	-	-	153,850	153,850	
Total Operating	\$ 3,400,820	\$ 3,563,890	\$ 3,539,170	\$ (24,720)	-1%
Capital Expenses					
Operating Capital	\$ 147,250	\$ 2,381,050	\$ 119,250	\$ (2,261,800)	-95%
Total Capital	\$ 147,250	\$ 2,381,050	\$ 119,250	\$ (2,261,800)	-95%
Total Appropriations	\$ 3,548,070	\$ 5,944,940	\$ 3,658,420	\$ (2,286,520)	-38%
Fund Balance, June 30	\$ 1,252,430	\$ 73,660	\$ 334,430	\$ 260,770	354%

REVENUE STATEMENT

Acct. Code	DESCRIPTION	FY 2011 Actual	FY 2012 Actual	FY 2013 Actual	FY 2014 Adopted	FY 2014 Amended	FY 2014 Year to Date Thru February	FY 2014 Revised Estimate	FY 2015 Estimate	FY 2015 Estimate versus FY 2014 Revised	
										\$	%
42300	Administrative Collection Fees	1,200	0	50	100	100	50	100	100	0	0.0%
42670	E911 - Wireless Fee	525,368	753,289	545,970	774,500	774,500	691,217	884,100	772,600	(111,500)	-12.6%
42680	E911-CKY Network Fee	0	89,518	91,094	119,000	119,000	61,329	0	0	0	0.0%
42690	E911 - Landline Fee	3,222,761	3,155,157	2,880,520	2,125,000	2,125,000	1,226,707	2,466,830	2,220,150	(246,680)	-10.0%
45111	Interest	778	161	142	0	0	93	0	0	0	0.0%
45911	Transfer From General Service	0	0	0	0	0	0	0	0	0	0.0%
46720	Miscellaneous	80	1,694	0	0	0	0	0	0	0	0.0%
Grand Total Revenue		3,750,187	3,999,818	3,517,776	3,018,600	3,018,600	1,979,396	3,351,030	2,992,850	(358,180)	-10.7%



4/2/2014

Operating Budget By Fund and Division

Current Budget Year

Continuation

New or Expanded Service

1	2	3	4	5	6	7	8	9
2013	2014	2014 YTD	2015	2015	2015	2015	2015	2015
Actual	Original	Actual	Request	Mayor's	Council	Request	Mayor's	Council

Department 141402 Contingency

Fund 4204 ENHANCED 911 FUND

Adopted Budget Control Levels

Personnel

50,000

50,000

Operating

Transfers

Capital

Total

50,000

50,000

Budget Detail (Information Only)

Fund 4204 ENHANCED 911 FUND

Department

141402

Contingency

Section

0001

Unallocated Subsection

Account

63811 Contingency

50,000

50,000

Section 0001 Total

50,000

50,000

Department 141402 Total

50,000

50,000



4/2/2014

Operating Budget By Fund and Division

Current Budget Year

Continuation

New or Expanded Service

	1 2013 Actual	2 2014 Original	3 2014 YTD Actual	4 2015 Request	5 2015 Mayor's	6 2015 Council	7 2015 Request	8 2015 Mayor's	9 2015 Council
Fund 4204 ENHANCED 911 FUND				Department 202500	Computer Services				
Adopted Budget Control Levels									
Personnel	41,690	8,420	3,630						
Operating									
Transfers									
Capital									
Total	41,690	8,420	3,630						


Budget Detail (Information Only)

Fund 4204 ENHANCED 911 FUND	Department	202503	Applications/GIS	Section 0001	Unallocated Subsection
Account					
63111 Civil Service Salaries	30,310	6,100	2,640		
63511 Pension Contributions	5,600	1,200	470		
63615 Life/Health/Dental/Vision	3,630	600	320		
63621 FICA	1,710	400	160		
63622 Unemployment Insurance	50	20	10		
63624 Medicare Expense	390	100	30		
Section 0001 Total	41,690	8,420	3,630		
Department 202503 Total	41,690	8,420	3,630		



4/2/2014

Operating Budget By Fund and Division

	Current Budget Year				Continuation		New or Expanded Service		
	1	2	3	4	5	6	7	8	9
	2013	2014	2014 YTD	2015	2015	2015	2015	2015	2015
	Actual	Original	Actual	Request	Mayor's	Council	Request	Mayor's	Council
Fund 4204	ENHANCED 911 FUND		Department	505300	Enhanced 911/Emergency Managei				
Adopted Budget Control Levels									
Personnel	1,690,440	2,117,030	1,136,800	2,005,460	2,005,460		134,130	38,160	
Operating	1,222,660	1,438,440	792,820	1,291,700	1,291,700				
Transfers				153,850	153,850				
Capital	453,300	2,381,050	531,730	101,250	101,250				
Total	3,366,400	5,936,520	2,461,350	3,552,260	3,552,260		134,130	38,160	

Budget Detail (Information Only)

Fund 4204 ENHANCED 911 FUND		Department		505601	E-911 Administration	Section 0001 Unallocated Subsection	
Account							
63111	Civil Service Salaries	118,100	131,200	79,910	142,600	142,600	
63411	Longevity	320	350	60			
63413	Sick Leave	4,870	4,900				
63511	Pension Contributions	21,600	24,800	13,930	25,200	25,200	
63612	Health Insurance	1,040		760			
63615	Life/Health/Dental/Vision	14,180	15,400	9,560	15,300	15,300	
63621	FICA	6,650	8,500	4,440	8,800	8,800	
63622	Unemployment Insurance	210	380	220	340	340	
63623	Compensated Absences	2,930					
63624	Medicare Expense	1,500	2,000	1,010	2,100	2,100	
63951	Payroll Recovery-General		-18,700		-19,400	-19,400	
71204	Prof Svc - Mental Health		1,500		1,500	1,500	
71299	Prof Svc - Other	69,440	25,000	6,530	35,000	35,000	
74102	Conferences and Other Trai	2,160	3,000	1,810	3,000	3,000	
75101	Operating Supplies and Exp	1,430	1,500	1,000	2,000	2,000	
75801	Equipment Under \$5000	380	2,500	4,190	2,500	2,500	
77801	Dues	210	250	60	250	250	
95601	Radio Equipment	396,080		528,110			
96201	Computer Equipment	520	1,250		1,250	1,250	
Section 0001 Total		641,620	203,830	651,590	220,440	220,440	
Department 505601 Total		641,620	203,830	651,590	220,440	220,440	



4/2/2014

Operating Budget By Fund and Division

		Current Budget Year			Continuation		New or Expanded Service			
		1	2	3	4	5	6	7	8	9
		2013	2014	2014 YTD	2015	2015	2015	2015	2015	2015
		Actual	Original	Actual	Request	Mayor's	Council	Request	Mayor's	Council
Fund 4204	ENHANCED 911 FUND		Department	505602	Public Safety	Answering Point	Section	0001	Unallocated	Subsection
Account										
63111	Civil Service Salaries	775,750	974,410	542,860	932,800	932,800		93,900	25,700	
63152	Overtime-CERS	217,670	261,800	154,330	234,700	234,700				
63411	Longevity		2,290		2,180	2,180				
63413	Sick Leave		15,600		14,600	14,600				
63416	Lump Sum Termination Pay	13,190								
63417	Sick Pay Service Credit	24,640								
63511	Pension Contributions	185,670	234,020	121,660	206,700	206,700		16,600	4,500	
63615	Life/Health/Dental/Vision	93,200	179,850	65,570	173,500	173,500		16,200	5,900	
63621	FICA	57,790	77,760	39,490	73,400	73,400		5,800	1,600	
63622	Unemployment Insurance	1,800	1,620	1,950	2,840	2,840		230	60	
63624	Medicare Expense	13,010	18,150	8,790	17,200	17,200		1,400	400	
71207	Prof Svc - Outside Labor	61,320	61,250	44,050	51,000	51,000				
71208	Prof Svc - Information Servic	164,000	200,000	134,140	100,000	100,000				
71299	Prof Svc - Other	13,910	20,000	10,540	20,000	20,000				
72202	Landline Phones	211,340	225,000	116,300	356,000	356,000				
72204	Network Connectivity	96,010	130,000	44,690	35,500	35,500				
74101	Required Certification/Trainin	10,090	16,000	10,380	17,000	17,000				
74102	Conferences and Other Trai	2,640	2,000		2,000	2,000				
75101	Operating Supplies and Exp	3,550	8,000	2,370	8,000	8,000				
75601	Clothing/Equipment - Other	900	4,000	2,980	4,000	4,000				
75801	Equipment Under \$5000	3,480	20,000	1,560	50,000	50,000				
76101	Repairs and Maintenance	4,720	90,000	39,680	90,000	90,000				
76102	Software Maintenance	157,450	115,000	113,760	123,000	123,000				
77801	Dues	1,200	1,200	560	1,250	1,250				
77802	Subscriptions and Publicatio	2,220	3,000	2,000	1,000	1,000				
81112	Transfer to E911				153,850	153,850				
95601	Radio Equipment		2,234,800							
96201	Computer Equipment	50,060	100,000	3,620	100,000	100,000				
96202	Software	6,640	45,000							
Section 0001 Total		2,172,250	5,040,750	1,461,280	2,770,520	2,770,520		134,130	38,160	
Department 505602 Total		2,172,250	5,040,750	1,461,280	2,770,520	2,770,520		134,130	38,160	



4/2/2014

Operating Budget By Fund and Division

		Current Budget Year				Continuation	New or Expanded Service			
		1	2	3	4	5	6	7	8	9
		2013	2014	2014 YTD	2015	2015	2015	2015	2015	2015
		Actual	Original	Actual	Request	Mayor's	Council	Request	Mayor's	Council
Fund	Account		Department	505603	Addressing		Section	0001	Unallocated	Subsection
4204	ENHANCED 911 FUND									
63111	Civil Service Salaries	95,940	138,100	63,990	131,100	131,100				
63152	Overtime-CERS		1,800	410	1,800	1,800				
63411	Longevity	460	470	310	470	470				
63413	Sick Leave	3,400	3,100	3,470	3,200	3,200				
63511	Pension Contributions	17,580	26,500	11,300	23,600	23,600				
63612	Health Insurance	520		380						
63615	Life/Health/Dental/Vision	11,520	21,300	7,730	20,500	20,500				
63621	FICA	5,410	8,900	3,670	8,500	8,500				
63622	Unemployment Insurance	170	430	180	330	330				
63623	Compensated Absences	100								
63624	Medicare Expense	1,220	2,100	820	2,000	2,000				
63951	Payroll Recovery-General		-20,000		-18,900	-18,900				
71299	Prof Svc - Other	193,180	160,000	131,020	156,500	156,500				
74102	Conferences and Other Train	2,000	2,000		2,000	2,000				
75101	Operating Supplies and Expi	2,300	4,000	1,490	4,000	4,000				
75801	Equipment Under \$5000	820	4,000		4,000	4,000				
76101	Repairs and Maintenance	72,260	150,000	8,370	75,000	75,000				
76102	Software Maintenance	136,400	180,000	111,960	141,000	141,000				
76201	Vehicle and Equipment Fuel	3,430	3,300	1,570	2,900	2,900				
76331	Vehicle Repairs and Maint	5,820	5,940	1,810	3,300	3,300				
	Section 0001 Total	552,530	691,940	348,480	561,300	561,300				
	Department 505603 Total	552,530	691,940	348,480	561,300	561,300				



4/2/2014

Operating Budget By Fund and Division

Current Budget Year

Continuation

New or Expanded Service

1	2	3	4	5	6	7	8	9
2013	2014	2014 YTD	2015	2015	2015	2015	2015	2015
Actual	Original	Actual	Request	Mayor's	Council	Request	Mayor's	Council

Department	707200	Facilities and Fleet Management
------------	--------	---------------------------------

Fund 4204 ENHANCED 911 FUND

Adopted Budget Control Levels

Personnel

Operating

Transfers

Capital

Total

18,000 18,000

18,000 18,000

Budget Detail (Information Only)

Fund 4204 ENHANCED 911 FUND

Department 707301 Fleet Services Operations

Section 0001 Unallocated Subsection

Account

96951 Automobiles Except Police

Section 0001 Total

Department 707301 Total

18,000 18,000

18,000 18,000

18,000 18,000

This Page Left Intentionally Blank

Central Kentucky 911 Fund

The Central Kentucky 911 Fund (4205) was created in FY 2014 to account for revenues and expenses associated with the Central Kentucky 911 Network. The Central Kentucky 911 Network (CKy911net) is a partnership established in 2007 to lower 9-1-1 technological expenses by cost sharing with surrounding counties.

**Summary of Revenue and Appropriations
FY 2015 Mayor's Proposed Budget
Central Kentucky 911 Fund**

	FY 2013 Adopted	FY 2014 Adopted	FY 2015 Proposed	\$ Change	% Change
Revenue					
Services	\$ -	\$ -	\$ 1,088,000	\$ 1,088,000	
Other Financing Sources	-	-	153,850	153,850	
Total Revenue	\$ -	\$ -	\$ 1,241,850	\$ 1,241,850	
Fund Balance, July 1	-	-	-	-	
Total Funds Available	\$ -	\$ -	\$ 1,241,850	\$ 1,241,850	
Appropriations					
Operating	\$ -	\$ -	\$ 547,500	547,500	
Total Operating	\$ -	\$ -	\$ 547,500	\$ 547,500	
Capital Expenses					
Operating Capital	\$ -	\$ -	\$ 286,430	\$ 286,430	
Total Capital	\$ -	\$ -	\$ 286,430	\$ 286,430	
Total Appropriations	\$ -	\$ -	\$ 833,930	\$ 833,930	
Fund Balance, June 30	\$ -	\$ -	\$ 407,920	\$ 407,920	

REVENUE STATEMENT

Acct. Code	DESCRIPTION	FY 2011 Actual	FY 2012 Actual	FY 2013 Actual	FY 2014 Adopted	FY 2014 Amended	FY 2014 Year to Date Thru February	FY 2014 Revised Estimate	FY 2015 Estimate	FY 2015 Estimate versus FY 2014 Revised	
										\$	%
42680	E911-CKY Network Fee	0	0	0	0	0	0	1,006,000	1,088,000	82,000	8.2%
45111	Interest	0	0	0	0	0	0	0	0	0	0.0%
45919	Transfer From Enhanced 911	0	0	0	0	0	0	0	153,850	153,850	--
Grand Total Revenue		0	0	0	0	0	0	1,006,000	1,241,850	235,850	23.4%



4/2/2014

Operating Budget By Fund and Division

Current Budget Year

Continuation

New or Expanded Service

1	2	3	4	5	6	7	8	9
2013	2014	2014 YTD	2015	2015	2015	2015	2015	2015
Actual	Original	Actual	Request	Mayor's	Council	Request	Mayor's	Council

Fund 4205 CKY NETWORK FUND

Adopted Budget Control Levels

Personnel

Operating

Transfers

Capital

Total

Department 505300 Enhanced 911/Emergency Managei

687,450 547,500

774,000 286,430

1,461,450 833,930

Budget Detail (Information Only)

Fund 4205 CKY NETWORK FUND	Department	505602 Public Safety Answering Point	Section 0001 Unallocated Subsection
----------------------------	------------	--------------------------------------	-------------------------------------

Account

71208 Prof Svc - Information Servic

71299 Prof Svc - Other

71399 Rent/Lease - Other

72202 Landline Phones

72204 Network Connectivity

74102 Conferences and Other Trai

76101 Repairs and Maintenance

76102 Software Maintenance

77802 Subscriptions and Publicatio

96201 Computer Equipment

Section 0001 Total

Department 505602 Total

262,100 221,300

43,500 43,500

65,350 65,350

18,000 12,000

81,200 75,040

63,300 52,750

75,000

77,000 75,560

2,000 2,000

774,000 286,430

1,461,450 833,930

1,461,450 833,930

Fiduciary Funds

Included in Fiduciary Funds is the **Public Library Corporation Fund (1181)**. This fund accounts for amounts provided to the Lexington Public Library from the LFUCG. The corporation's long-range financial plan includes retirement of the bonds issued to finance construction of the central library, expansion of library materials, and construction of additional branches.

Employees of the Lexington-Fayette Urban County Government participate in the City Employees' Pension Fund, the Police and Fire Retirement Fund, or the County Employees Retirement System (CERS).

The LFUCG administers two pension trust funds: The **City Employees' Pension Fund (5002)** and the **Police and Fire Retirement Fund (5003)**. The Commonwealth of Kentucky administers the County Employees Retirement System (CERS).

**Summary of Revenue and Appropriations
FY 2015 Mayor's Proposed Budget
Public Library Corporation**

	FY 2013 Adopted	FY 2014 Adopted	FY 2015 Proposed	\$ Change	% Change
Revenue					
Investments	\$ 500	\$ 600	\$ -	\$ (600)	-100%
Other Income	256,220	262,040	260,430	(1,610)	-1%
Total Revenue	\$ 256,720	\$ 262,640	\$ 260,430	\$ (2,210)	-1%
Fund Balance, July 1	800,000	-	-	-	
Total Funds Available	\$ 1,056,720	\$ 262,640	\$ 260,430	\$ (2,210)	-1%
Appropriations					
Debt Service	\$ 256,220	\$ 262,040	\$ 260,060	\$ (1,980)	-1%
Operating	1,360	370	370	-	
Total Appropriations	\$ 257,580	\$ 262,410	\$ 260,430	\$ (1,980)	-1%
Fund Balance, June 30	\$ 799,140	\$ 230	\$ -	\$ (230)	-100%

REVENUE STATEMENT

Acct. Code	DESCRIPTION	FY 2011 Actual	FY 2012 Actual	FY 2013 Actual	FY 2014 Adopted	FY 2014 Amended	FY 2014 Year to Date Thru February	FY 2014 Revised Estimate	FY 2015 Estimate	FY 2015 Estimate versus FY 2014 Revised	
										\$	%
45111	Interest	709	810	563	600	600	26	50	0	(50)	-100.0%
45141	Interest - Restricted Funds	0	0	0	0	0	0	0	0	0	0.0%
45171	Dividend	0	0	0	0	0	0	0	0	0	0.0%
45911	Transfer From General Service	0	1,080	0	0	0	0	0	0	0	0.0%
45620	Refunded Debt proceeds	0	0	0	0	0	0	0	0	0	0.0%
46720	Miscellaneous	261,372	239,591	256,212	262,040	262,040	173,818	262,040	260,430	(1,610)	-0.6%
Grand Total Revenue		262,081	241,481	256,775	262,640	262,640	173,844	262,090	260,430	(1,660)	-0.6%



4/2/2014

Operating Budget By Fund and Division

Current Budget Year

Continuation

New or Expanded Service

		1	2	3	4	5	6	7	8	9
		2013	2014	2014 YTD	2015	2015	2015	2015	2015	2015
		Actual	Original	Actual	Request	Mayor's	Council	Request	Mayor's	Council
Fund 1181	PUBLIC LIBRARY CORPORATION			Department	141401	Contract Debt				
Adopted Budget Control Levels										
Personnel										
Operating		237,620	262,040	262,040	260,060	260,060				
Transfers										
Capital										
Total		237,620	262,040	262,040	260,060	260,060				
Budget Detail (Information Only)										
Fund 1181	PUBLIC LIBRARY CORPORATION		Department	141401	Contract Debt		Section	1703	GO 2010B-Refinance 1999B 2000A	
Account										
78401	Debt Service Principal	217,930	226,200	226,200	227,280	227,280				
78402	Debt Service Interest	19,690	35,840	35,840	32,780	32,780				
Section 1703 Total		237,620	262,040	262,040	260,060	260,060				
Department 141401 Total		237,620	262,040	262,040	260,060	260,060				



4/2/2014

Operating Budget By Fund and Division

Current Budget Year

Continuation

New or Expanded Service

	1 2013 Actual	2 2014 Original	3 2014 YTD Actual	4 2015 Request	5 2015 Mayor's	6 2015 Council	7 2015 Request	8 2015 Mayor's	9 2015 Council
Fund 1181 PUBLIC LIBRARY CORPORATION			Department	202100	Finance Administration				
Adopted Budget Control Levels									
Personnel									
Operating	1,360	370	250	370	370				
Transfers									
Capital									
Total	1,360	370	250	370	370				

Budget Detail (Information Only)

Fund	1181	PUBLIC LIBRARY CORPORATION	Department	202101	Finance Commissioners Office	Section	2011	Finance Administration
Account								
71202		Prof Svc - Finance						
		Section 2011 Total						
		Department 202101 Total						

**Summary of Revenue and Appropriations
FY 2015 Mayor's Proposed Budget
City Employees' Pension Fund**

	FY 2013 Adopted	FY 2014 Adopted	FY 2015 Proposed	\$ Change	% Change
Revenue					
Investments	\$ 1,680,000	\$ 1,779,100	\$ 1,728,240	\$ (50,860)	-3%
Other Financing Sources	\$ 192,900	\$ 63,000	\$ 63,000	-	
Total Revenue	\$ 1,872,900	\$ 1,842,100	\$ 1,791,240	\$ (50,860)	-3%
Fund Balance, July 1	-	-	-	-	
Total Funds Available	\$ 1,872,900	\$ 1,842,100	\$ 1,791,240	\$ (50,860)	-3%
Appropriations					
Personnel	\$ 1,747,200	\$ 1,796,400	\$ 1,690,200	\$ (106,200)	-6%
Operating	\$ 125,700	\$ 45,700	\$ 101,040	\$ 55,340	121%
Total Appropriations	\$ 1,872,900	\$ 1,842,100	\$ 1,791,240	\$ (50,860)	-3%
Fund Balance, June 30	\$ -	\$ -	\$ -	\$ -	

REVENUE STATEMENT

Acct. Code	DESCRIPTION	FY 2011 Actual	FY 2012 Actual	FY 2013 Actual	FY 2014 Adopted	FY 2014 Amended	FY 2014 Year to Date Thru February	FY 2014 Revised Estimate	FY 2015 Estimate	FY 2015 Estimate versus FY 2014 Revised	
										\$	%
45111	Interest	52	60	20	0	0	14	0	0	0	0.0%
45112	Interest - Pension Fund	670,243	620,058	577,399	0	0	553,821	0	0	0	0.0%
45113	Interest - Pension Fund Bahl	0	0	0	0	0	0	0	0	0	0.0%
45171	Dividend	213,711	236,418	276,908	0	0	194,150	0	0	0	0.0%
45201	Gain/Loss On Security Transact	0	0	0	0	0	0	0	0	0	0.0%
45231	Adjustment Cost To Market	2,445,875	734,087	1,970,883	1,779,100	1,779,100	2,457,468	1,779,100	1,728,240	(50,860)	-2.9%
45260	Unrealized Gain	0	0	0	0	0	0	0	0	0	0.0%
45911	Transfer From General Service	61,958	62,735	61,176	63,000	63,000	35,994	63,000	63,000	0	0.0%
46210	Employee Pension Contributions	0	0	0	0	0	0	0	0	0	0.0%
46240	Employer Pension Contributions	0	0	0	0	0	0	0	0	0	0.0%
46720	Miscellaneous	0	0	0	0	0	0	0	0	0	0.0%
Grand Total Revenue		3,391,838	1,653,358	2,886,387	1,842,100	1,842,100	3,241,447	1,842,100	1,791,240	(50,860)	-2.8%



4/2/2014

Operating Budget By Fund and Division

		Current Budget Year			Continuation	New or Expanded Service				
		1	2	3	4	5	6	7	8	9
		2013	2014	2014 YTD	2015	2015	2015	2015	2015	2015
		Actual	Original	Actual	Request	Mayor's	Council	Request	Mayor's	Council
Fund 5002	CITY EMPLOYEES' PENSION FUND			Department	202100	Finance Administration				
Adopted Budget Control Levels										
Personnel		1,649,610	1,796,400	1,118,880	1,690,200	1,690,200				
Operating		83,530	45,700	34,480	101,040	101,040				
Transfers										
Capital										
Total		1,733,140	1,842,100	1,153,360	1,791,240	1,791,240				

Budget Detail (Information Only)

Fund	5002	CITY EMPLOYEES' PENSION FUND	Department	505004	City Retirees Pension	Section	0001	Unallocated Subsection
Account								
63612	Health Insurance	7,280	3,000	4,960	7,200	7,200		
63615	Life/Health/Dental/Vision	59,760	63,000	35,990	63,000	63,000		
63641	Pension Benefits	1,582,570	1,730,400	1,077,930	1,620,000	1,620,000		
71202	Prof Svc - Finance	60,590		22,320	60,590	60,590		
75101	Operating Supplies and Exp	440	700	360	450	450		
78102	Assistance-Burials/Crematio	22,500	45,000	11,800	40,000	40,000		
Section 0001 Total		1,733,140	1,842,100	1,153,360	1,791,240	1,791,240		
Department 505004 Total		1,733,140	1,842,100	1,153,360	1,791,240	1,791,240		

Summary of Revenue and Appropriations
FY 2015 Mayor's Proposed Budget
Police And Fire Retirement

	FY 2013 Adopted	FY 2014 Adopted	FY 2015 Proposed	\$ Change	% Change
Revenue					
Investments	\$ 29,139,580	\$ 21,671,080	\$ 20,515,850	\$ (1,155,230)	-5%
Other Financing Sources	-	4,151,000	3,577,000	(574,000)	-14%
Pension Revenue	23,431,100	27,166,900	30,877,500	3,710,600	14%
Other Income	-	-	-	-	
Total Revenue	\$ 52,570,680	\$ 52,988,980	\$ 54,970,350	\$ 1,981,370	4%
Fund Balance, July 1	-	-	-	-	
Total Funds Available	\$ 52,570,680	\$ 52,988,980	\$ 54,970,350	\$ 1,981,370	4%
Appropriations					
Personnel	\$ 49,803,280	\$ 50,221,540	\$ 51,577,320	\$ 1,355,780	3%
Operating	2,766,550	2,766,550	3,393,030	626,480	23%
Insurance	850	850	-	(850)	-100%
Total Appropriations	\$ 52,570,680	\$ 52,988,940	\$ 54,970,350	\$ 1,981,410	4%
Fund Balance, June 30	\$ -	\$ 40	\$ -	\$ (40)	-100%

REVENUE STATEMENT

Acct. Code	DESCRIPTION	FY 2011 Actual	FY 2012 Actual	FY 2013 Actual	FY 2014 Adopted	FY 2014 Amended	FY 2014 Year to Date Thru February	FY 2014 Revised Estimate	FY 2015 Estimate	FY 2015 Estimate versus FY 2014 Revised	
										\$	%
45111	Interest	4	0	0	0	0	0	0	0	0	0.0%
45112	Interest - Pension Fund	1	0	0	0	0	10	0	0	0	0.0%
45113	Interest - Pension Fund Bahl	608	0	0	0	0	0	0	0	0	0.0%
45114	Interest - Pension Fund Chase	206	13	0	0	0	0	0	0	0	0.0%
45115	Interest - Pension Fund Dupr	0	0	0	0	0	0	0	0	0	0.0%
45116	Interest - Pension Fund, MacKa	3,412,082	3,681,562	3,273,994	0	0	1,567,065	0	0	0	0.0%
45117	Interest - Pension Fund, Neube	407	168,518	13	0	0	0	0	0	0	0.0%
45118	Interest - Pension Fund, Sec L	30,850	29,302	31,693	0	0	34,087	0	0	0	0.0%
45120	Interest -Pension Fund Barings	0	0	0	0	0	0	0	0	0	0.0%
45121	Interest-Pension Fund Acadian	0	0	0	0	0	0	0	0	0	0.0%
45123	Interest-Hillswick	902,032	785,523	677,564	0	0	429,601	0	0	0	0.0%
45124	Interest-Fidleity Int'l	742	10	0	0	0	0	0	0	0	0.0%
45125	Interest-Fidelity Spartan	43	13	7	0	0	2	0	0	0	0.0%
45126	Interest-Segall, Bryant &Hami	3,112,088	2,899,443	2,665,147	0	0	1,580,173	0	0	0	0.0%
45127	Interest-Emerging Mkts	0	0	577,144	0	0	286,420	0	0	0	0.0%
45128	Interest-Jennison Growth	0	0	0	0	0	0	0	0	0	0.0%
45129	Interest-Pimco Collective Trus	0	0	0	0	0	38	0	0	0	0.0%
45171	Dividend	0	0	0	0	0	0	0	0	0	0.0%
45172	Dividend - Pension Fund Bahl	0	0	0	0	0	0	0	0	0	0.0%
45173	Dividend - Pension Fund Chase	951,726	377,775	92,286	0	0	0	0	0	0	0.0%
45174	Dividend - Pension Fund Dodge	665,993	930,358	875,690	0	0	299,544	0	0	0	0.0%
45175	Dividend - Pension Fund MacKa	9,982	18,642	403,217	0	0	3,398	0	0	0	0.0%
45176	Dividend - Pension Fund Neube	902,165	773,169	1,365,289	0	0	773,645	0	0	0	0.0%
45181	Dividend-Fidelity Int'l	747,172	777,896	0	0	0	0	0	0	0	0.0%
45182	Dividend-Fidelity Spartan	626,482	671,962	719,054	0	0	796,825	0	0	0	0.0%
45201	Gain/Loss On Security Transact	1,276	237	78	0	0	7,333	0	0	0	0.0%
45202	Gain/Loss - Pension Fund Bahl	(5)	(0)	22,503	0	0	(0)	0	0	0	0.0%
45203	Gain/Loss - Pension Fund Chas	(847,148)	(1,663,505)	1,097,754	0	0	0	0	0	0	0.0%
45204	Gain/Loss - Pension Dodge	0	2,705,178	4,643,354	0	0	(28,955)	0	0	0	0.0%
45205	Gain/Loss - Pension Fund Dupr	0	0	0	0	0	0	0	0	0	0.0%
45206	Gain/Loss - Pension MacKa	231,436	88,622	732,119	0	0	30,615	0	0	0	0.0%
45207	Gain/Loss - Pension Neube	249,481	(212,039)	1,541,455	0	0	327,817	0	0	0	0.0%
45208	Gain/Loss - Pension Baring	0	1	18,748	0	0	0	0	0	0	0.0%
45209	Gain/Loss - Pension Acadian	2,472	(9,108)	456,220	0	0	7,600	0	0	0	0.0%
45211	Gain/Loss - Hillswick	(130,697)	225,049	(234,449)	0	0	(69,387)	0	0	0	0.0%
45212	Gain/Loss - Fidelity Int'l	(1,366,593)	12,510	0	0	0	0	0	0	0	0.0%
45213	Gain/Loss-Fidelity Spartan 500	0	(152,126)	758,416	0	0	8	0	0	0	0.0%
45214	Gain/Loss - Segall,Bryant and Hami	(666,172)	(1,166,541)	(566,377)	0	0	(45,140)	0	0	0	0.0%
45215	Gain/Loss-Emerging Mkts	0	0	94,393	0	0	859,259	0	0	0	0.0%
45216	Gain/Loss-Jennison Growth	0	0	15,696	0	0	218,697	0	0	0	0.0%
45231	Adjustment Cost To Market	0	0	0	21,671,080	21,671,080	0	21,671,080	20,515,850	(1,155,230)	-5.3%
45232	Cost To Mkt-JPM Strategic Prop	6,434,197	4,997,586	6,622,724	0	0	4,888,716	0	0	0	0.0%
45233	Cost To Mkt - Pension Chase	8,348,316	4,239,886	318,431	0	0	0	0	0	0	0.0%
45234	Cost To Mkt - Pension Dodge	11,787,627	(4,112,104)	10,639,569	0	0	9,458,719	0	0	0	0.0%
45235	Cost To Mkt - Pension Dupree	0	0	0	0	0	0	0	0	0	0.0%
45236	Cost To Mkt - Pension MacKay	2,299,301	427,093	124,780	0	0	2,163,705	0	0	0	0.0%
45237	Cost To Mkt - Pension Neuberg	22,225,490	(226,629)	12,580,237	0	0	15,870,392	0	0	0	0.0%
45238	Cost to Mkt - Pension Baring	8,158,464	(4,004,763)	4,451,742	0	0	5,821,483	0	0	0	0.0%
45239	Cost to Mkt - Pension Acadian	6,812,654	(3,646,735)	7,849,965	0	0	12,497,469	0	0	0	0.0%
45241	Cost to Mkt - Hillswick	271,629	1,822,106	(780,050)	0	0	35,113	0	0	0	0.0%
45242	Cost to Mkt - Fidelity Int'l	7,226,537	(3,882,376)	0	0	0	0	0	0	0	0.0%

REVENUE STATEMENT

Acct. Code	DESCRIPTION	FY 2011 Actual	FY 2012 Actual	FY 2013 Actual	FY 2014 Adopted	FY 2014 Amended	FY 2014 Year to Date Thru February	FY 2014 Revised Estimate	FY 2015 Estimate	FY 2015 Estimate versus FY 2014 Revised	
										\$	%
45243	Cost to Mkt-Fidelity Spartan	7,869,381	1,333,672	3,897,511	0	0	7,742,228	0	0	0	0.0%
45244	Cost to Mkt - Segall, Bryant and Ham	58,880	3,598,848	(2,462,195)	0	0	340,106	0	0	0	0.0%
45245	Cost to Mkt-Emerging Mkts	0	(2,008,187)	114,867	0	0	135,682	0	0	0	0.0%
45246	Cost to Mkt-Jennison Growth	0	0	3,550,054	0	0	13,795,756	0	0	0	0.0%
45247	Cost to Mkt-Pimco Collective T	0	0	0	0	0	1,372,549	0	0	0	0.0%
45911	Transfer From General Service	2,888,529	3,381,176	4,156,970	4,151,000	4,151,000	2,830,738	4,151,000	3,577,000	(574,000)	-13.8%
46210	Employee Pension Contributions	7,896,777	7,189,703	6,878,848	7,166,900	7,166,900	5,110,776	7,166,900	7,146,100	(20,800)	-0.3%
46211	EE Pension Contr Ghost Time	0	832,391	363,280	0	0	995,678	0	0	0	0.0%
46240	Employer Pension Contributions	11,465,988	44,066,558	22,322,068	20,000,000	20,000,000	15,049,892	20,000,000	23,731,400	3,731,400	18.7%
46720	Miscellaneous	54,292	137,955	81,122	0	0	60,847	0	0	0	0.0%
Grand Total Revenue		112,634,699	65,088,644	99,970,933	52,988,980	52,988,980	105,248,503	52,988,980	54,970,350	1,981,370	3.7%



4/2/2014

Operating Budget By Fund and Division

		Current Budget Year				Continuation		New or Expanded Service		
		1 2013 Actual	2 2014 Original	3 2014 YTD Actual	4 2015 Request	5 2015 Mayor's	6 2015 Council	7 2015 Request	8 2015 Mayor's	9 2015 Council
Fund 5003	POLICE AND FIRE RETIREMENT			Department 202200	Accounting					
Adopted Budget Control Levels										
Personnel		65,170	70,540	43,570	70,320	70,320				
Operating										
Transfers										
Capital										
Total		65,170	70,540	43,570	70,320	70,320				

Budget Detail (Information Only)

Fund	5003	POLICE AND FIRE RETIREMENT	Department	202201	Accounting Administration	Section	0001	Unallocated Subsection
Account								
63121	Non-Civil Service Salaries	47,210	47,200	31,490	47,600	47,600		
63152	Overtime-CERS	540						
63413	Sick Leave	2,720	2,800	2,780	2,800	2,800		
63511	Pension Contributions	8,710	8,900	5,500	8,400	8,400		
63615	Life/Health/Dental/Vision	5,670	7,700	3,800	7,600	7,600		
63621	FICA		3,100		3,100	3,100		
63622	Unemployment Insurance		140		120	120		
63623	Compensated Absences	320						
63624	Medicare Expense		700		700	700		
Section 0001 Total		65,170	70,540	43,570	70,320	70,320		
Department 202201 Total		65,170	70,540	43,570	70,320	70,320		



4/2/2014

Operating Budget By Fund and Division

Current Budget Year

Continuation

New or Expanded Service

	1 2013 Actual	2 2014 Original	3 2014 YTD Actual	4 2015 Request	5 2015 Mayor's	6 2015 Council	7 2015 Request	8 2015 Mayor's	9 2015 Council
Fund 5003 POLICE AND FIRE RETIREMENT			Department	505000	Public Safety Administration				
Adopted Budget Control Levels									
Personnel	49,708,780	50,151,000	34,487,410	51,507,000	51,507,000				
Operating	2,882,800	2,767,400	2,056,310	3,393,030	3,393,030				
Transfers									
Capital									
Total	52,591,580	52,918,400	36,543,720	54,900,030	54,900,030				

Budget Detail (Information Only)

Fund 5003 POLICE AND FIRE RETIREMENT	Department	505003	Police And Fire Pension Admin	Section	0001	Unallocated Subsection
Account						
63612 Health Insurance	412,100		311,250			430,000
63615 Life/Health/Dental/Vision	4,084,430	4,151,000	2,834,370			3,577,000
63641 Pension Benefits	45,212,250	46,000,000	31,341,790			47,500,000
71201 Prof Svc - Legal	3,160	5,000	1,770			17,000
71202 Prof Svc - Finance	2,704,850	2,500,000	1,755,870			2,700,000
71203 Prof Svc - Medical	69,610	30,000	16,590			30,000
71299 Prof Svc - Other		1,000				
73101 Property and Casualty Exces		850				
75101 Operating Supplies and Exp	11,460	12,000	6,310			12,000
75103 Software - Operating			330			330
75801 Equipment Under \$5000	310	1,500				1,000
77801 Dues			450			
77802 Subscriptions and Publicatio	800	250	1,120			400
78407 Pension Fees - JPM Strategi	47,150	40,000	27,470			
78409 Pension Fes - Neuberger an		7,500				
78410 Pension Fees - MacKay-Shi	13,220	7,000	130,600			500,000
78411 Pension Fees - Cash Acct	100	1,600	110			100
78412 Pension Fees - Security Len	-85,620	36,000	-40,030			-70,000
78413 Pension Fees - Securities M	46,870	54,000	28,850			50,000
78414 Pension Fees - Chase Inves	2,600	10,000				
78415 Pension Fees - Dodge and C		5,500				
78416 Pension Fees - Baring	10,950	8,600	7,080			8,600
78417 Pension Fees - Acadian	11,340	5,800	86,670			90,000
78420 Pension Fees - Hillswick	6,500	6,700	3,010			6,700
78421 Pension Fees-Fidelity Int'l		7,400				
78422 Pension Fees-Fidelity Sparta	8,750	8,400	8,070			8,400
78423 Pen Fees-Segall,Bryant& H	19,020	18,300	9,990			19,000
78424 Pension Fees-Emerging Mkt	5,460		2,750			6,000
78425 Pension Fees-Jennison Grov	6,270		6,980			6,000
78426 Pension Fees-Pimco Collect			2,320			7,500
Section 0001 Total	52,591,580	52,918,400	36,543,720			54,900,030
Department 505003 Total	52,591,580	52,918,400	36,543,720			54,900,030

This Page Left Intentionally Blank

Insurance Funds

The government has established two self-insurance funds to provide coverage for health, dental, and vision care; workers' compensation; property and casualty; and general liability programs.

The insurance funds are the *Medical Insurance Fund (6002)* and the *Property and Casualty Claims Fund (6021)*.

**Summary of Revenue and Appropriations
FY 2015 Mayor's Proposed Budget
Medical Insurance**

	FY 2013 Adopted	FY 2014 Adopted	FY 2015 Proposed	\$ Change	% Change
Revenue					
Premiums	\$ 28,330,730	\$ 29,750,520	\$ 30,655,330	\$ 904,810	3%
Other Income	-	-	-	-	
Total Revenue	\$ 28,330,730	\$ 29,750,520	\$ 30,655,330	\$ 904,810	3%
Fund Balance, July 1	\$ -	\$ -	\$ -	\$ -	
Total Funds Available	\$ 28,330,730	\$ 29,750,520	\$ 30,655,330	\$ 904,810	3%
Appropriations					
Operating Expenditures					
Personnel	\$ 26,336,000	\$ 27,893,000	\$ 25,787,900	\$ (2,105,100)	-8%
Operating	1,994,730	1,857,520	4,867,430	3,009,910	162%
Total Appropriations	\$ 28,330,730	\$ 29,750,520	\$ 30,655,330	\$ 904,810	3%
Fund Balance, June 30	\$ -	\$ -	\$ -	\$ -	

REVENUE STATEMENT

Acct. Code	DESCRIPTION	FY 2011 Actual	FY 2012 Actual	FY 2013 Actual	FY 2014 Adopted	FY 2014 Amended	FY 2014 Year to Date Thru February	FY 2014 Revised Estimate	FY 2015 Estimate	FY 2015 Estimate versus FY 2014 Revised	
										\$	%
44010	Intergovernmental - Federal	0	0	0	0	0	0	0	0	0	0.0%
44410	Insurance Premium Single	(52,861)	10,323	90,683	0	0	56,366	0	0	0	0.0%
44412	Medical	34,093,320	32,499,764	24,724,040	27,722,520	27,722,520	15,881,348	27,722,520	30,269,800	2,547,280	9.2%
44413	Dental	1,818,589	1,816,632	1,897,172	1,909,200	1,909,200	1,283,546	1,909,200	249,080	(1,660,120)	-87.0%
44414	Vision	78,499	98,240	120,521	118,800	118,800	81,464	118,800	136,450	17,650	14.9%
44415	Pharmacy	0	20,886	893,228	0	0	494,249	0	0	0	0.0%
44440	Insurance Premium Family	496,727	0	0	0	0	0	0	0	0	0.0%
44470	Insurance Premium Parent Plus	0	0	0	0	0	0	0	0	0	0.0%
44500	Insurance Premium Two Party	0	0	0	0	0	0	0	0	0	0.0%
44530	Insurance Premium Stop Loss	0	0	362,077	0	0	396,532	0	0	0	0.0%
44540	Agency Insurance Premiums	0	0	0	0	0	0	0	0	0	0.0%
45111	Interest	0	2	0	0	0	0	0	0	0	0.0%
46720	Miscellaneous	539,574	502,763	9,621	0	0	16,627	0	0	0	0.0%
Grand Total Revenue		36,973,848	34,948,609	28,097,342	29,750,520	29,750,520	18,210,132	29,750,520	30,655,330	904,810	3.0%



4/2/2014


Operating Budget By Fund and Division

		Current Budget Year			Continuation		New or Expanded Service			
		1	2	3	4	5	6	7	8	9
		2013	2014	2014 YTD	2015	2015	2015	2015	2015	2015
		Actual	Original	Actual	Request	Mayor's	Council	Request	Mayor's	Council
Fund 6002	MEDICAL INSURANCE			Department	160500	Human Resources				
Adopted Budget Control Levels										
Personnel		24,399,880	27,893,000	14,962,770	25,787,900	25,787,900				
Operating		3,696,030	1,857,520	2,760,560	4,867,430	4,867,430				
Transfers										
Capital										
Total		28,095,910	29,750,520	17,723,330	30,655,330	30,655,330				
Budget Detail (Information Only)										
Fund 6002	MEDICAL INSURANCE		Department	160504	Benefits and Payroll		Section	1841	LFUCG Health Insurance	
Account										
63612	Health Insurance	2,818,980	3,472,400	88,390	1,124,500	1,124,500				
63614	Vision Insurance	108,070		90,970						
63615	Life/Health/Dental/Vision	17,447,930	22,356,600	12,085,240	21,490,800	21,490,800				
63635	Insurance Claims - Health	-124,400		-25,630						
63636	Health Insurance Stop Loss	3,190								
63637	Health Insurance Admin	2,101,690	36,000	1,506,700	2,787,100	2,787,100				
63638	Subrogation - Health Insurar	6,930		2,410						
71203	Prof Svc - Medical	1,561,300	1,687,570	941,920	1,649,540	1,649,540				
71302	Rent/Lease - Buildings	31,510	156,600	63,020	156,600	156,600				
72101	Electric	2,030	8,300	6,200	12,980	12,980				
72102	Gas	1,030	5,050	4,350	6,200	6,200				
72204	Network Connectivity			440	900	900				
75101	Operating Supplies and Expr	6,910		1,800	7,000	7,000				
75520	Cost Of Goods Sold	2,074,970		1,706,130	2,815,110	2,815,110				
78701	Bank Charges	7,440		5,490	8,000	8,000				
	Section 1841 Total	26,047,580	27,722,520	16,477,430	30,058,730	30,058,730				
Fund 6002	MEDICAL INSURANCE		Department	160504	Benefits and Payroll		Section	1851	LFUCG Dental Insurance	
Account										
63613	Dental Insurance	1,914,310	1,909,200	1,140,190	249,100	249,100				
	Section 1851 Total	1,914,310	1,909,200	1,140,190	249,100	249,100				
Fund 6002	MEDICAL INSURANCE		Department	160504	Benefits and Payroll		Section	1861	LFUCG Vision Insurance	
Account										
63614	Vision Insurance	123,180	118,800	74,500	136,400	136,400				
	Section 1861 Total	123,180	118,800	74,500	136,400	136,400				
Fund 6002	MEDICAL INSURANCE		Department	160504	Benefits and Payroll		Section	1943	Chip Rewards	
Account										
71250	Benefit Admin Fee			25,760	200,100	200,100				
	Section 1943 Total			25,760	200,100	200,100				
Fund 6002	MEDICAL INSURANCE		Department	160504	Benefits and Payroll		Section	1944	Ameriflex	
Account										



4/2/2014

Operating Budget By Fund and Division



		Current Budget Year			Continuation	New or Expanded Service				
		1	2	3	4	5	6	7	8	9
		2013	2014	2014 YTD	2015	2015	2015	2015	2015	2015
		Actual	Original	Actual	Request	Mayor's	Council	Request	Mayor's	Council
71250	Benefit Admin Fee	10,840		5,450	11,000	11,000				
	Section 1944 Total	10,840		5,450	11,000	11,000				
	Department 160504 Total	28,095,910	29,750,520	17,723,330	30,655,330	30,655,330				

**Summary of Revenue and Appropriations
FY 2015 Mayor's Proposed Budget
Property & Casualty Claims**

	FY 2013 Adopted	FY 2014 Adopted	FY 2015 Proposed	\$ Change	% Change
Revenue					
Premiums	\$ 8,863,247	\$ 9,300,010	\$ 10,582,420	\$ 1,282,410	14%
Total Revenues	\$ 8,863,247	\$ 9,300,010	\$ 10,582,420	\$ 1,282,410	14%
July 1 Estimated Reserves	-	-	-	-	
Total Available	\$ 8,863,247	\$ 9,300,010	\$ 10,582,420	\$ 1,282,410	14%
Appropriations					
Operating Expenditures					
Insurance	\$ 8,863,247	\$ 9,300,010	\$ 10,581,050	\$ 1,281,040	14%
Operating	-	-	1,370	1,370	
Total Appropriations	\$ 8,863,247	\$ 9,300,010	\$ 10,582,420	\$ 1,282,410	14%
Fund Balance, June 30	\$ -	\$ -	\$ -	\$ -	

REVENUE STATEMENT

Acct. Code	DESCRIPTION	FY 2011 Actual	FY 2012 Actual	FY 2013 Actual	FY 2014 Adopted	FY 2014 Amended	FY 2014 Year to Date Thru February	FY 2014 Revised Estimate	FY 2015 Estimate	FY 2015 Estimate versus FY 2014 Revised	
										\$	%
44410	Insurance Premium Single	6,902,091	7,855,000	8,863,240	9,300,010	9,300,010	0	9,300,010	10,582,420	1,282,410	13.8%
44601	Recovery - Workers Comp	70,829	0	33,395	0	0	73,169	0	0	0	0.0%
44602	Recovery - Vehicle Loss	0	0	0	0	0	173,642	0	0	0	0.0%
44603	Recovery - General Liability	0	367,910	0	0	0	0	0	0	0	0.0%
44701	Subrogation - Workers Comp	71	56,750	(27,233)	0	0	7,473	0	0	0	0.0%
44702	Subrogation - Vehicle Loss	148,921	96,463	127,732	0	0	53,257	0	0	0	0.0%
44703	Subrogation - General Liabili	841	0	0	0	0	0	0	0	0	0.0%
44704	Subrogation - Property Loss	100,528	322,292	20,605	0	0	942,257	0	0	0	0.0%
44840	Sales Of Surplus Equipment	(1,657)	0	0	0	0	0	0	0	0	0.0%
45111	Interest	15,156	2,838	0	0	0	0	0	0	0	0.0%
46720	Miscellaneous	0	0	0	0	0	0	0	0	0	0.0%
Grand Total Revenue		7,236,781	8,701,254	9,017,740	9,300,010	9,300,010	1,249,797	9,300,010	10,582,420	1,282,410	13.8%



4/2/2014

Operating Budget By Fund and Division

Current Budget Year

Continuation

New or Expanded Service

	1 2013 Actual	2 2014 Original	3 2014 YTD Actual	4 2015 Request	5 2015 Mayor's	6 2015 Council	7 2015 Request	8 2015 Mayor's	9 2015 Council
Fund 6021 PROPERTY AND CASUALTY CLAIMS			Department	160900	Risk Management				
Adopted Budget Control Levels									
Personnel									
Operating				1,370	1,370				
Transfers									
Capital									
Total				1,370	1,370				

Budget Detail (Information Only)

Fund 6021 PROPERTY AND CASUALTY CLAIMS	Department	160901	Risk Management Administration	Section	0001	Unallocated Subsection
Account						
71299 Prof Svc - Other			1,370			1,370
Section 0001 Total			1,370			1,370
Department 160901 Total			1,370			1,370



4/2/2014

Operating Budget By Fund and Division

Current Budget Year

Continuation

New or Expanded Service

	1 2013 Actual	2 2014 Original	3 2014 YTD Actual	4 2015 Request	5 2015 Mayor's	6 2015 Council	7 2015 Request	8 2015 Mayor's	9 2015 Council
Fund 6021 PROPERTY AND CASUALTY CLAIMS			Department 194100	Law					
Adopted Budget Control Levels									
Personnel									
Operating	9,048,290	9,300,010	9,052,480	10,581,050	10,581,050				
Transfers									
Capital									
Total	9,048,290	9,300,010	9,052,480	10,581,050	10,581,050				

Budget Detail (Information Only)

Fund 6021 PROPERTY AND CASUALTY CLAIMS	Department	160906	Claims Fund	Section	0001	Unallocated Subsection
Account						
71299 Prof Svc - Other						
73201 Personal Injury - Workers Cc	3,354,400	5,307,770	3,480,490	5,187,000	5,187,000	
73202 Casualty Loss - Vehicle	2,610,640	1,677,600	3,075,190	2,403,840	2,403,840	
73203 Casualty Loss - Genl Liability	2,627,600	1,642,570	1,130,500	2,391,400	2,391,400	
73204 Casualty Loss - Property	433,530	649,570	1,343,300	566,410	566,410	
76101 Repairs and Maintenance	22,120	22,500	23,000	30,000	30,000	
Section 0001 Total	9,048,290	9,300,010	9,052,480	10,581,050	10,581,050	
Department 160906 Total	9,048,290	9,300,010	9,052,480	10,581,050	10,581,050	

This Page Left Intentionally Blank

**Lexington-Fayette Urban County Government
Capital Project Summary Sheet**

Fund	By Fund	FY 2015	FY 2016	FY 2017	FY 2018	FY 2019	FY 2020
1101	General Services District	\$1,535,570	\$30,874,490	\$26,309,620	\$22,531,230	\$19,625,360	\$17,558,180
1115	Full Urban Services District	7,724,540	5,289,250	3,876,050	4,478,360	4,332,730	4,391,570
1132	Police Confiscated State	370,000	0	0	0	0	0
1136	Municipal Aid Program	5,276,580	3,548,000	3,368,000	4,168,000	2,273,000	2,168,000
1137	County Aid Program	896,450	0	0	0	0	0
1138	Mineral Severance Fund	500,000	0	0	0	0	0
1139	Coal Severance Fund	200,000	0	0	0	0	0
1141	Miscellaneous Special Revenue	2,200	0	0	0	0	0
1142	Police Confiscated Treasury	50,000	0	0	0	0	0
2604	2015 Bond Projects	24,992,710	9,013,860	6,997,470	6,889,870	6,825,200	6,351,880
4002	Sanitary Sewer R&O	5,613,670	4,246,490	2,712,130	2,156,520	2,470,540	2,507,610
4003	Sanitary Sewer Construction	31,614,650	64,603,400	74,087,970	51,092,810	40,328,540	38,389,650
4024	PFC Parks	225,000	0	0	0	0	0
4051	Water Quality Management	732,670	799,390	520,280	520,280	520,280	520,280
4052	Water Quality Construction Fund	1,700,000	1,710,000	1,900,000	2,439,000	7,617,070	6,617,070
4121	Landfill Fund	390,000	295,840	89,090	89,090	89,090	89,090
4204	Enhanced 911 Fund	119,250	26,250	0	0	21,880	31,900
4205	CKY Network Fund	286,430	0	0	0	0	0
Total		\$82,229,720	\$120,406,970	\$119,860,610	\$94,365,160	\$84,103,690	\$78,625,230

Lexington-Fayette Urban County Government
Capital Project Summary Sheet
General Services District Fund
FY 2015 - FY 2020

Division	Description/ Project Title	FY 2015	FY 2016	FY 2017	FY 2018	FY 2019	FY 2020
<u>Coroner</u>							
Coroner	Land Acquisition		1,000,000				
Coroner	Coroner Facility Construction		3,500,000				
Coroner	Exam and Autopsy Cabinets		24,000				
Coroner	Mortuary Cots		5,000				
Coroner	Radio Equipment	30,000					
Coroner	Data Management Upgrade		115,000				
Coroner	SUV/ Vehicle Replacement		37,000				
Coroner	Van Replacement		35,000	70,000	35,000	35,000	35,000
<u>Council Office</u>							
Council Office Administration	Copy Machine Lease Purchase	18,500					
<u>Budgeting</u>							
Budgeting	Budgeting Software		750,000	250,000			
<u>Government Communications</u>							
Communications	Field Camera Replacements	13,000					
<u>Planning, Preservation & Development</u>							
Planning Commissioner's Office	Economic Development Land Acquisition		10,000,000				
Planning Commissioner's Office	Versailles Road Retention Wall		80,000	80,000	76,000		
Planning Commissioner's Office	North Broadway Landscaping		40,000		45,000	45,000	
Planning Commissioner's Office	Richmond Road Landscaping		30,000	30,000	24,000		30,000
Planning Commissioner's Office	Chevy Chase Intersection Redesign		30,000	40,000			
Planning Commissioner's Office	US 60/New Circle Landscaping			50,000			
Planning Commissioner's Office	Tates Creek Pike Landscaping			40,000	60,000		
Planning Commissioner's Office	Winchester Road Landscaping			50,000		75,000	50,000
Planning Commissioner's Office	Harrodsburg Road Landscaping			40,000		65,000	40,000
Planning Commissioner's Office	Leestown Pike Landscaping				60,000	40,000	
Planning Commissioner's Office	Paris Pike Landscaping				50,000	30,000	40,000
Planning Commissioner's Office	Nicholasville Road Landscaping					60,000	50,000
Planning Commissioner's Office	Clays Mill Landscaping						60,000
Planning Commissioner's Office	Old Frankfort Pike Landscaping						60,000
<u>Computer Services</u>							
Info Tech	Desktop Replacement - Lease Number 2	180,000	180,000	90,000	90,000	90,000	
Computer Services Admin	Updated Anti-virus Software (Server/Desktop)		90,000	5,000	5,000		
Computer Services Admin	Desktop Replacement - Lease Number 3		90,000	90,000	90,000	90,000	90,000
Computer Services Admin	Desktop Replacement - Lease Number 4			90,000	90,000	90,000	90,000
Computer Services Admin	Desktop Replacement - Lease Number 5				90,000	90,000	90,000
Computer Services Admin	Printer Lease (Mainframe and Network Printers)		48,530	48,530	48,530		
Computer Services Admin	Redundant Network Connection	100,000	100,000	45,000	45,000	45,000	45,000
Computer Services Admin	Barracuda Proxy		49,000	5,000	5,000	5,000	5,000
Computer Services Admin	New Pureflex Node		60,000			15,000	15,000

Lexington-Fayette Urban County Government
Capital Project Summary Sheet
General Services District Fund
FY 2015 - FY 2020

Division	Description/ Project Title	FY 2015	FY 2016	FY 2017	FY 2018	FY 2019	FY 2020
Computer Services Admin	GIS Infrastructure Restructure		75,000				
Computer Services Admin	Load Balancing Solution		100,000	12,000	12,000	12,000	12,000
<u>Engineering</u>							
Design and Engineering Service	Mt. Tabor Road Improvements			90,000	250,000	1,250,000	
Design and Engineering Service	Rosemont Garden		350,000	400,000	6,000,000		
Design and Engineering Service	Fontaine Road turn lane at High Street				150,000		
Design and Engineering Service	Intersection Pavement Reconstruction			250,000	250,000	250,000	250,000
Design and Engineering Service	Squires/Yorkshire Improvements		150,000	400,000	-	750,000	-
Design and Engineering Service	Alumni Drive Right turn lane		60,000	650,000	-	-	-
Design and Engineering Service	7th Street Reconstruction at Winchester		-	200,000	-	750,000	950,000
Design and Engineering Service	Fortune Drive Reconstruction		-	-	-	100,000	3,000,000
Design and Engineering Service	Old Higbee Mill Widening		-	60,000	150,000	500,000	-
Design and Engineering Service	Citation Boulevard Phase 3		-	-	-	250,000	-
Design and Engineering Service	West Hickman Trail Phase IB		-	-	150,000	900,000	-
<u>Streets and Roads</u>							
Street Maintenance and Construction	Salt Facility Design (Construction/Equipment in out-years)		200,000	2,350,000			
Street Maintenance and Construction	Repaving	300,000					
Street Maintenance and Construction	Radio Equipment	6,670	50,000				
Street Maintenance and Construction	Security System and Cameras		30,000				
<u>Traffic Engineering</u>							
Traffic Engineering Administration	Neighborhood Traffic Management	25,000	25,000	25,000	25,000	25,000	25,000
<u>Enhanced 911/Emergency Management</u>							
Emergency Management	Upgrade existing sirens	30,000	30,000	30,000	30,000	26,000	26,000
Emergency Management	Install new sirens			15,000	30,000	30,000	
Emergency Management	Software	2,400					
<u>Community Corrections</u>							
Administrative Services	Fire Alarm System-replacement		177,000	204,330	204,330	204,330	
Administrative Services	Exercise Equipment for Officer Workout Room		20,000				
Administrative Services	Tree Replacement		40,000				
Administrative Services	Roof Repair		30,000				
Administrative Services	Energy Audit		190,910	190,910	190,910	190,910	190,910
Administrative Services	Painting		200,000	200,000	200,000	200,000	200,000
Administrative Services	Replace Safety Windows		54,000	54,000	54,000	54,000	54,000
Administrative Services	Riding Mowers		20,000				
Administrative Services	Computer Equipment		50,000	50,000	50,000	50,000	50,000
Administrative Services	Desktops and Laptops			62,000	62,000	62,000	
Adult Detention	Rubber flooring in Strip Search Area		8,000				
Adult Detention	Transport Bus		165,000				
<u>Police</u>							
Chief's Office	Range Training classroom trailer - replacement		120,000				

Lexington-Fayette Urban County Government
Capital Project Summary Sheet
General Services District Fund
FY 2015 - FY 2020

Division	Description/ Project Title	FY 2015	FY 2016	FY 2017	FY 2018	FY 2019	FY 2020
Chief's Office	New Canine Training Facility			250,000			
Chief's Office	Mounted Machine and Storage Shed		99,700				
Chief's Office	Uninterrupted Power Source		30,000				
Chief's Office	Door access system all buildings		28,350				
Chief's Office	Health Facility Upgrade and Repair		25,000				
Chief's Office	Painting exterior Tech Services		25,000				
Chief's Office	Property and Evidence expansion and shelving			80,000			
Chief's Office	Mounted Facilities/Roofing Project		173,000				
Chief's Office	False Alarm Software		61,000				
Chief's Office	Desktop computers		25,850	25,850			
Chief's Office	Emergency Response Unit Tactical Body Armor					56,000	
Chief's Office	Police Vehicle		2,100,000	2,100,000	2,100,000		
Chief's Office	Emergency Response Unit - Truck			400,000			
Chief's Office	Emergency Response Unit SUV Replacement			70,000			
Chief's Office	Traffic-Motorcycles		19,000	19,000	19,000	19,000	19,000
Administration	Panel Van for transport of property and evidence		35,000				
<u>Fire</u>							
Fire Administration	Structural Firefighter Protective Clothing		179,650				
Operations	CPR Assist Device replacement plan			20,500	20,500	20,500	20,500
Operations	Industrial parts washer		8,500				
Operations	Station stand-by Generators replacement plan			18,000	18,500	19,000	19,500
Operations	Mowers replacement plan			15,500	16,000	16,500	17,000
Operations	Air cylinders	30,000	32,000				
Operations	SCBA						3,500,000
Fire Prevention	Land acquisition and station design, 25 and 26		500,000	1,500,000		1,000,000	
Fire Prevention	Multi-Functional Support Building construction		575,000				
Fire Prevention	Station 24 Construction			4,000,000			
Fire Prevention	Administration Annex Construction			540,000			
Fire Prevention	Station 25 Construction				4,000,000		
Fire Prevention	Station 26 Construction					4,000,000	
Fire Prevention	Station Roof and Apron Repairs		300,000	310,000	320,000	330,000	340,000
Fire Prevention	Station Security			75,000	75,000	75,000	75,000
Fire Prevention	Station 24 Apparatus			950,000			
Fire Prevention	Station 25 Apparatus				600,000		
Fire Prevention	Station 26 Apparatus						950,000
Planning and Analysis	Mobile Data Computers	250,000	250,000				
Planning and Analysis	Document Management Software		82,000	8,200	8,200	8,200	8,200
Planning and Analysis	Cardiac monitors replacement plan			180,000	180,000	180,000	162,000
<u>Commissioner of General Services</u>							
General Services Comm Office	Arboretum	50,000					

Lexington-Fayette Urban County Government
Capital Project Summary Sheet
General Services District Fund
FY 2015 - FY 2020

Division	Description/ Project Title	FY 2015	FY 2016	FY 2017	FY 2018	FY 2019	FY 2020
<u>Facilities and Fleet Management</u>							
Facilities and Fleet Management Admin	ADA/Code repairs/improvements		75,000	380,000	50,000	160,000	-
Fleet Services Operations	Equipment/ Equipment Replacement		70,000	70,000	70,000	70,000	70,000
Fleet Services Operations	Autos--Police/ Vehicle Replacement		2,016,000	2,116,800	2,222,640	2,333,770	2,450,460
Fleet Services Operations	Truck--Dump/ Vehicle Replacement		450,000	477,000	505,620	535,960	568,120
Fleet Services Operations	Truck--EC Unit/ Vehicle Replacement		490,000	514,500	540,230	567,240	595,600
Fleet Services Operations	Truck--Fire/ Vehicle Replacement		1,000,000	1,700,000	1,100,000	1,870,000	1,210,000
Fleet Services Operations	Truck--Light Duty/ Vehicle Replacement		400,000	420,000	441,000	463,050	486,200
Fleet Services Operations	SUV/ Vehicle Replacement		325,000	341,250	358,310	376,230	395,040
Fleet Services Operations	Motorcycles/ Vehicle Replacement		126,000	-		160,000	-
Fleet Services Operations	Passenger and Cargo Vans/ Vehicle Replacement		184,000	193,200	202,860	213,000	223,650
Fleet Services Operations	Bus/ Vehicle Replacement		65,000	68,250	71,660	75,240	79,000
Fleet Services Operations	Truck--Aerial Bucket/ Vehicle Replacement		170,000	-	187,000		205,700
Fleet Services Operations	Truck--Knuckleboom/ Vehicle Replacement		320,000				
Fleet Services Operations	Trailer/ Equipment Replacement		10,000	10,000	10,000	10,000	10,000
Fleet Services Operations	Truck--Utility Bed/ Vehicle Replacement		65,000	68,250	71,660	75,240	79,000
Fleet Services Operations	Off Road Motorized Equipment/ Equipment Replacement		65,000	65,000	65,000	65,000	65,000
Fleet Services Operations	Trucksters and ATV/ Equipment Replacement		10,000	10,000	10,000	10,000	10,000
Fleet Services Operations	Tractor/ Equipment Replacement		65,000	68,250	71,660	75,240	79,000
Fleet Services Operations	Mower/ Equipment Replacement		100,000	100,000	100,000	100,000	100,000
Fleet Services Operations	Tractor Attachments/ Equipment Replacement		5,000	5,000	5,000	5,000	5,000
Fleet Services Operations	Golf Carts/ Equipment Replacement		6,000	6,300	6,620	6,950	7,300
Fleet Services Operations	Watercraft/ Equipment Replacement			-	13,000	-	-
<u>Parks and Recreation</u>							
Park Administration	Idle hour Park Improvements		150,000				
Park Administration	Woodhill Indoor Tennis Center Design	50,000	75,000	2,267,000			
Park Administration	Sports Courts Repairs		210,000				
Parks Planning and Design	East End Splash Park		600,000				
Parks Planning and Design	Playground Parity and Surfacing	300,000	500,000	500,000	350,000	250,000	250,000
Parks Planning and Design	ADA Improvements	50,000	85,000	100,000	100,000	100,000	100,000
Parks Planning and Design	Castlewood TR Camp Improvement		280,000				
<u>Economic Development Partner Agencies</u>							
Kentucky Theater Operations	Kentucky Theatre		100,000				
Total Fund 1101 General Services District Fund		\$ 1,535,570	\$ 30,874,490	\$ 26,309,620	\$ 22,531,230	\$ 19,625,360	\$ 17,558,180

Lexington-Fayette Urban County Government
Capital Project Summary Sheet
Urban Services Districts Fund
FY 2015 - FY 2020

Division	Description/ Project Title	FY 2015	FY 2016	FY 2017	FY 2018	FY 2019	FY 2020
<u>Government Communications</u>							
Lex Call	Public Safety Ops/Lexcall Center	699,120					
<u>Streets and Roads</u>							
Street Maintenance and Construction	Radio Equipment	15,000					
Street Cleaning	Radio Equipment	6,670					
<u>Waste Management</u>							
Waste Management Administration	Building/Office Improvements		100,000				
Waste Management Administration	Building/Office Improvements		50,000				
Waste Management Administration	Building/Office Improvements		50,000				
Waste Management Administration	Truck Bays	750,000					
Waste Management Administration	Software	80,000					
Waste Management Administration	Zonar Equipment Replacement	25,000	25,000	25,000	25,000	25,000	25,000
Waste Management Administration	Routeware Equipment Replacement	131,250	131,250	131,250	131,250	131,250	131,250
Refuse Collection	Loan A Box	10,500					
Refuse Collection	Herbie, Rosie, Lenny Carts	600,000					
Materials Recovery Facility	TFS Expansion		360,000				
Materials Recovery Facility	New Accent Wire Tie System		50,000				
Materials Recovery Facility	Dust Collection System/Electrical Upgrade		800,000				
Materials Recovery Facility	Recycling Equipment		150,000				
Composting Program	Compost Pond Improvements	350,000					
Composting Program	Phase II - Concrete Pad Repair	750,000					
Yard Waste Collections	Lenny Carts	48,000					
<u>Traffic Engineering</u>							
Street Lights	Streetlight Installations	300,000	300,000	300,000	300,000	300,000	300,000
<u>Facilities and Fleet Management</u>							
Fleet Services Operations	Autos except Police/ Vehicle Replacement	54,000					63,830
Fleet Services Operations	Street Sweeper/ Vehicle Replacement	370,000		200,000	210,000	430,000	1,125,000
Fleet Services Operations	Truck--Light Duty/ Vehicle Replacement	150,000	172,500	304,500		93,000	111,900
Fleet Services Operations	Truck--Medium Duty/Vehicle Replacement	380,000	140,000	476,900			970,940
Fleet Services Operations	Truck--Refuse Collection/ Vehicle Replacement	2,900,000	2,572,500	2,315,250	3,750,000	3,315,000	1,660,000
Fleet Services Operations	Trailer/ Equipment Replacement		3,000	3,150	3,310	3,480	3,650
Fleet Services Operations	Off Road Motorized Equipment/ Equipment Replacement	30,000	275,000			35,000	
Fleet Services Operations	Leaf Vacuum/ Equipment Replacement	75,000	110,000	112,000	58,800		
Fleet Services Operations	Mower/ Equipment Replacement			8,000			
Total Fund 1115 Urban Services Districts Fund		\$ 7,724,540	\$ 5,289,250	\$ 3,876,050	\$ 4,478,360	\$ 4,332,730	\$ 4,391,570

Lexington-Fayette Urban County Government
 Capital Project Summary Sheet
 Police Confiscated State
 FY 2015 - FY 2020

Division	Description/ Project Title	FY 2015	FY 2016	FY 2017	FY 2018	FY 2019	FY 2020
<u>Police</u>							
Chief's Office	BCTC Parking Lot	100,000					
Chief's Office	Radio Equipment	50,000					
Chief's Office	Computer Equipment	220,000					
Total Fund 1132 Police Confiscated State Fund		\$ 370,000	\$ -	\$ -	\$ -	\$ -	\$ -

Lexington-Fayette Urban County Government
Capital Project Summary Sheet
Municipal Aid Program Fund
FY 2015 - FY 2020

Division	Description/ Project Title	FY 2015	FY 2016	FY 2017	FY 2018	FY 2019	FY 2020
<u>Engineering</u>							
Design and Engineering Service	Sidewalk Ramp Program	100,000	100,000	100,000	100,000	100,000	100,000
Design and Engineering Service	Project Testing	25,000	25,000	25,000	25,000	25,000	25,000
Design and Engineering Service	Polo Club Boulevard	400,000	-	-	-	-	-
Design and Engineering Service	Clays Mill Section 2B	100,000	-	-	-	-	-
Design and Engineering Service	Man o' War Congestion Management	346,200	-	-	-	-	-
Design and Engineering Service	Clays Mill Section 1	70,000	700,000	1,000,000	1,400,000	-	-
Design and Engineering Service	Meadow Lane turn lanes	275,000	-	-	-	-	-
Design and Engineering Service	Bridge/Culvert Repair		100,000	100,000	-	100,000	100,000
Design and Engineering Service	Grant match	327,000	300,000	-	500,000	700,000	1,000,000
Design and Engineering Service	Richmond Road Trail (C match)		-	-	-	200,000	-
Design and Engineering Service	South Elkhorn Trail Phase 3 (C match)		-	-	-	125,000	-
Design and Engineering Service	South Elkhorn Trail Phase 2 (C match)		-	-	-	80,000	-
Design and Engineering Service	Legacy Trail (TCSP) match	74,000					
Design and Engineering Service	Coolavin Trail C match	75,000					
Design and Engineering Service	Town Branch Trail, Phase 3 C match	110,000					
Design and Engineering Service	Brighton East Rail Trail, Phase 4	200,000					
Design and Engineering Service	Cooper Drive Corridor Improvement		180,000				
Design and Engineering Service	Harrodsburg Road/Mason Headley	200,000					
Design and Engineering Service	Liberty Road at Winchester Rd	250,000					
Design and Engineering Service	St. Teresa Drive	100,000					
Design and Engineering Service		465,000					
<u>Streets and Roads</u>							
Street Maintenance and Construction	Resurfacing of Man-O-War	1,216,380	1,200,000	1,200,000	1,200,000		
<u>Traffic Engineering</u>							
Traffic Engineering Operations	Detection Devices	25,000	25,000	25,000	25,000	25,000	25,000
Traffic Engineering Operations	Signal upgrades/rebuilds	441,500	441,500	441,500	441,500	441,500	441,500
Traffic Engineering Operations	Traffic Signal Construction-New	175,000	175,000	175,000	175,000	175,000	175,000
Traffic Engineering Operations	Adaptive Traffic Control System	301,500	301,500	301,500	301,500	301,500	301,500
Total Fund 1136 Municipal Aid Program Fund		\$ 5,276,580	\$ 3,548,000	\$ 3,368,000	\$ 4,168,000	\$ 2,273,000	\$ 2,168,000

Lexington-Fayette Urban County Government
Capital Project Summary Sheet
County Road Aid Fund
FY 2015 - FY 2020

Division	Description/ Project Title	FY 2015	FY 2016	FY 2017	FY 2018	FY 2019	FY 2020
<u>Streets and Roads</u>							
Street Maintenance and Construction	Construction-Bridges	225,860					
Street Maintenance and Construction	Construction-Street	25,000					
Street Maintenance and Construction	Construction-Cracksealing	60,000					
Street Maintenance and Construction	Construction-Guardrail	15,950					
Street Maintenance and Construction	Pipe/Headwall/Culvert/Ditch	569,640					
Total Fund 1137 County Road Aid Fund		\$ 896,450	\$ -	\$ -	\$ -	\$ -	\$ -

Lexington-Fayette Urban County Government
Capital Project Summary Sheet
Mineral Severance Fund
FY 2015 - FY 2020

Division	Description/ Project Title	FY 2015	FY 2016	FY 2017	FY 2018	FY 2019	FY 2020
<u>Streets and Roads</u>							
Street Maintenance and Construction	Street-Paving/Resurfacing	500,000					
Total Fund 1138 Mineral Severance Fund		\$ 500,000	\$ -	\$ -	\$ -	\$ -	\$ -

Lexington-Fayette Urban County Government
Capital Project Summary Sheet
Coal Severance Fund
FY 2015 - FY 2020

Division	Description/ Project Title	FY 2015	FY 2016	FY 2017	FY 2018	FY 2019	FY 2020
<u>Streets and Roads</u>							
Street Maintenance and Construction	Street-Paving/Resurfacing	200,000					
Total Fund 1139 Coal Severance Fund		\$ 200,000	\$ -	\$ -	\$ -	\$ -	-

Lexington-Fayette Urban County Government
 Capital Project Summary Sheet
 Miscellaneous Special Revenue Fund
 FY 2015 - FY 2020

Division	Description/ Project Title	FY 2015	FY 2016	FY 2017	FY 2018	FY 2019	FY 2020
<u>Traffic Engineering</u>							
State Traffic Signal Operations	Computer Equipment	2,200					
Total Fund 1141 Miscellaneous Special Revenue Fund		\$ 2,200	\$ -	\$ -	\$ -	\$ -	\$ -

Lexington-Fayette Urban County Government
Capital Project Summary Sheet
Police Confiscated Treasury Fund
FY 2015 - FY 2020

Division	Description/ Project Title	FY 2015	FY 2016	FY 2017	FY 2018	FY 2019	FY 2020
<u>Police</u>							
Chief's Office	Computer Equipment	50,000					
Total Fund 1142 Police Confiscated Treasury Fund		\$ 50,000	\$ -	\$ -	\$ -	\$ -	-

Lexington-Fayette Urban County Government
Capital Project Summary Sheet
FY 2015 Bond Project Fund
FY 2015 - FY 2020

Division	Description/ Project Title	FY 2015	FY 2016	FY 2017	FY 2018	FY 2019	FY 2020
<u>Government Communications</u>							
Lex Call	Public Safety Ops/Lexcall Center	172,210					
<u>Purchase of Development Rights</u>							
Purchase of Development Rights	Purchase of Development Rights	1,000,000	2,000,000	2,000,000	2,000,000	2,000,000	2,000,000
<u>Planning, Preservation & Development</u>							
Planning Commisisoner's Office	Accela Software	1,100,000	265,000	275,000	285,000	295,000	305,000
<u>Computer Services</u>							
Computer Services Admin	Managed Email Solution/Exchange	200,000	150,000	150,000	150,000	150,000	150,000
Computer Services Admin	Network Infrastructure Remediation	1,000,000					
Computer Services Admin	Storage Area Network	250,000	45,000	45,000	45,000	45,000	45,000
<u>Revenue</u>							
Revenue Administration	New Tax Revenue System	800,000	60,000	60,000	63,000	66,150	69,460
<u>Central Purchasing</u>							
Purchasing Administration	Procurement Website Upgrade	22,500					
<u>Streets and Roads</u>							
Street Maintenance and Construction	Sidewalk and Catch Basin Repair of Man-O-War	150,000	150,000	150,000	150,000	150,000	150,000
Street Maintenance and Construction	Sidewalks that are Non-Existent in Developed Areas	100,000	100,000				
<u>Public Safety Administration</u>							
Public Safety Administration	Public Safety Ops/Lexcall Center	1,728,000	1,000,000	500,000			
<u>Community Corrections</u>							
Administrative Services	Jail Management System	1,500,000	1,500,000	250,000	250,000	250,000	250,000
<u>Police</u>							
Chief's Office	Police Patrol Transport Wagon	90,000	90,000	90,000	90,000		
<u>Enhanced 911/Emergency Management</u>							
E-911 Administration	Public Safety Radio System	2,000,000	392,610	527,660	537,170	547,110	557,880
<u>Fire</u>							
Fire Training	Fire Training Tower	800,000					
Fire Prevention	Land acquisition and station design #24	250,000					
Fire Prevention	Relocation Station #2	2,500,000					
<u>Social Services Administration</u>							
Social Services Comm Office	New Senior Center	8,000,000					
<u>Facilities and Fleet Management</u>							
Facilities and Fleet Management Admin	Roof Repair and Replacement	300,000	515,000	492,000	760,000	430,000	945,000
Facilities and Fleet Management Admin	HVAC Repair and Replacement	350,000	1,195,000	800,000	945,000	1,420,000	1,000,000
Facilities and Fleet Management Admin	General Repairs	250,000	800,000	1,000,000	950,000	750,000	250,000
Facilities and Fleet Management Admin	Infrastructure Improvements	200,000	250,000	250,000	250,000	250,000	250,000
Facilities and Fleet Management Admin	Life Safety	100,000	300,000	200,000	200,000	250,000	150,000
Fleet Services Operations	Autos except Police/ Vehicle Replacement	1,000,000	70,000	70,000	70,000	70,000	70,000

Lexington-Fayette Urban County Government
Capital Project Summary Sheet
FY 2015 Bond Project Fund
FY 2015 - FY 2020

Division	Description/ Project Title	FY 2015	FY 2016	FY 2017	FY 2018	FY 2019	FY 2020
Fleet Services Operations	Pothole Patcher	200,000	131,250	137,810	144,700	151,940	159,540
<u>Parks and Recreation</u>							
Park Administration	Shillito Multipurpose Sports Fields	150,000					
Parks Planning and Design	Carver Center Improvements	190,000					
Parks Planning and Design	Dugout Replacement	150,000					
Enterprise Programs	Aquatics Improvements	440,000					
Total Fund 2604 FY 2015 Bond Project Fund		\$ 24,992,710	\$ 9,013,860	\$ 6,997,470	\$ 6,889,870	\$ 6,825,200	\$ 6,351,880

Lexington-Fayette Urban County Government
Capital Project Summary Sheet
Sanitary Sewer Revenue and Operating Fund
FY 2015 - FY 2020

Division	Description/ Project Title	FY 2015	FY 2016	FY 2017	FY 2018	FY 2019	FY 2020
<u>Government Communications</u>							
Lex Call	Public Safety Ops/Lexcall Center	26,170					
<u>Revenue</u>							
Revenue Administration	New System for LEXServ Billing	556,500	783,990	236,100	236,100	236,100	236,100
<u>Water Quality</u>							
Water Quality Administration	Admin - Computers - Hardware		40,000	40,000	40,000	40,000	40,000
Water Quality Administration	Admin - Computers - Software		15,000	15,000	15,000	15,000	15,000
Town Branch Treatment Plant	Capital Repairs and Maintenance - Rehabilitation	2,550,000	645,000	345,000	145,000	145,000	145,000
West Hickman Treatment Plant	Capital Repairs and Maintenance - Rehabilitation	555,000	530,000	580,000	730,000	430,000	550,000
Pump Station Maintenance	Capital Repairs and Maintenance - Pump Overhaul/Replacement	125,000	122,000	132,000	124,000	160,000	138,000
Laboratory	Laboratory Equipment	20,000	20,000	20,000	20,000	20,000	20,000
Capacity Assurance Program	Sump Pump Redirection Program	270,000	270,000	270,000	270,000	270,000	270,000
<u>Facilities and Fleet Management</u>							
Fleet Services Operations	Equipment/ Equipment Replacement	10,000	10,000	10,000	10,000	10,000	10,000
Fleet Services Operations	Autos except Police/ Vehicle Replacement	18,000				20,260	
Fleet Services Operations	Truck--Dump/ Vehicle Replacement	600,000		505,620		100,000	602,200
Fleet Services Operations	Truck--Light Duty/ Vehicle Replacement			82,690	405,170	334,290	223,350
Fleet Services Operations	Truck--Medium Duty/ Vehicle Replacement	80,000		180,000			105,000
Fleet Services Operations	SUV/ Vehicle Replacement					30,390	
Fleet Services Operations	Truck--Sewer Vacuum/ Vehicle Replacement		450,000			540,000	
Fleet Services Operations	Cargo Van/ Vehicle Replacement	25,000		50,720			
Fleet Services Operations	Trailer/ Equipment Replacement	10,000	10,000	10,000	10,000	10,000	10,000
Fleet Services Operations	Truck--Utility Bed/ Vehicle Replacement			160,000	75,250		82,960
Fleet Services Operations	Off Road Motorized Equipment/ Equipment Replacement	160,000	105,000				
Fleet Services Operations	Off Road Construction Equipment Replacement	70,000	495,500			80,000	
Fleet Services Operations	Trucksters and ATV/ Equipment Replacement			57,000			
Fleet Services Operations	Tractor/ Equipment Replacement	50,000	150,000				
Fleet Services Operations	Mower/ Equipment Replacement			18,000	76,000	19,500	60,000
Fleet Services Operations	Tractor Attachments/ Equipment Replacement	25,000				10,000	
<u>Engineering</u>							
Design and Engineering Service	MNA 5D- Oak Hill Drive Sewer Replacement	448,000					
Design and Engineering Service	MNA 5E- Bryan Avenue Sewer Replacement	15,000	600,000				
Total Fund 4002 Sanitary Sewer Revenue and Operating Fund		\$ 5,613,670	\$ 4,246,490	\$ 2,712,130	\$ 2,156,520	\$ 2,470,540	\$ 2,507,610

Lexington-Fayette Urban County Government
Capital Project Summary Sheet
Sanitary Sewer Construction Fund
FY 2015 - FY 2020

Division	Description/ Project Title	FY 2015	FY 2016	FY 2017	FY 2018	FY 2019	FY 2020
<u>Engineering</u>							
Design and Engineering Service	MNA 5F- Park View Sewer Replacement		15,000	495,000			
Design and Engineering Service	MNA 6A- Edgelawn Avenue Sewer Replacement		55,000		495,000		
Design and Engineering Service	MNA 6B- Highlawn/Jordan/Griffin Sewer Replacement					1,210,000	
Design and Engineering Service	Small Projects	50,000	50,000	50,000	50,000	50,000	50,000
Design and Engineering Service	MNA 6C						495,000
<u>Water Quality</u>							
Water Quality Administration	West Hickman Clarifier Flow Distributor	290,000					
Water Quality Administration	West Hickman Admin Building Upgrade	375,000					
Water Quality Administration	Town Branch Headworks	1,480,500	919,500				
Water Quality Administration	Town Branch Primary Clarifier Equipment		2,476,900	1,505,600			
Water Quality Administration	Town Branch Primary Digesters			1,712,490	2,505,010		
Water Quality Administration	West Hickman Aeration/Scum/Sludge			2,416,950			
Water Quality Administration	Town Branch Thickener/Sec Digest				2,000,000	2,045,000	
Water Quality Administration	West Hickman BPR Improvements				2,791,800	688,200	
Water Quality Administration	Town Branch Aeration/Sludge Hold					3,000,000	555,000
Water Quality Administration	West Hickman Final Effluent PS					1,275,340	2,057,660
Water Quality Administration	Town Branch Aeration/Scum						2,000,000
Water Quality Administration	West Hickman Belt Press/Dechlorinator						1,037,540
Pump Station Maintenance	Pump Station Generator	333,300					
Construction Management	Century Hills Trunk Upsize	235,000					
Construction Management	West Hickman Main Trunk A	430,000					
Construction Management	West Hickman Waste Water Storage Tank	3,380,000	23,100,000	24,000,000	10,000,000		
Construction Management	Wolf Run Waste Water Storage Tank	3,635,850					
Construction Management	West Hickman 7 Waste Water Storage Tank		680,000	13,049,000	4,846,000		
Construction Management	West Hickman Main Trunk B		1,927,000	3,923,000			
Construction Management	Lower Cane Run Waste Water Storage Tank	9,320,000	11,060,000				
Construction Management	Lower Griffin Gate Trunk	770,000					
Construction Management	Tie In Lower Cane Run FM	175,000					
Construction Management	TB Waste Water Storage Tank	5,250,000	10,000,000				5,399,450
Construction Management	UK Trunk A		2,560,000				
Construction Management	Mint Lane Pump Station		980,000	3,030,930			
Construction Management	West Hickman Main Trunk C		2,000,000	2,910,000			
Construction Management	Eastland Trunk		830,000	720,000			
Construction Management	South Elkhorn Upsize	540,000	300,000				
Construction Management	Idle Hour	350,000					
Construction Management	Lansdowne South Trunk		1,000,000	2,620,000			

Lexington-Fayette Urban County Government
Capital Project Summary Sheet
Sanitary Sewer Construction Fund
FY 2015 - FY 2020

Division	Description/ Project Title	FY 2015	FY 2016	FY 2017	FY 2018	FY 2019	FY 2020
Construction Management	West Hickman Main Trunk D		440,000	3,660,000			
Construction Management	Wolf Run Main Trunk B		280,000	2,180,000			
Construction Management	Expansion Area 3 PS		720,000	3,490,000	3,490,000		
Construction Management	Expansion Area 3 FM		210,000	220,000	3,370,000		
Construction Management	East Hickman Pump Station			595,000	595,000	6,555,000	6,555,000
Construction Management	East Hickman Waste Water Storage Tank			770,000	770,000	8,260,000	
Construction Management	Merrick Trunk			360,000	3,520,000		
Construction Management	Wolf Run Main Trunk C			420,000	2,070,000	2,070,000	
Construction Management	Expansion Area 3 Trunk			550,000	4,840,000		
Construction Management	Shandon Park Trunks			260,000	2,050,000		
Construction Management	UK Trunk C			150,000	1,380,000		
Construction Management	East Hickman Force Main				860,000	4,605,000	
Construction Management	Eliminate East Lake PS				70,000		560,000
Construction Management	Ecton Trunk				150,000	1,400,000	
Construction Management	UK Trunk D				240,000	2,330,000	
Construction Management	Richmond Road Trunk					170,000	1,530,000
Construction Management	Wolf Run Main Trunk D					190,000	1,730,000
Construction Management	Winburn Trunk					140,000	980,000
Construction Management	Thoroughbred Acres Trunk					170,000	1,600,000
Construction Management	UK Trunk E					290,000	2,850,000
Construction Management	North Elkhorn PS Waste Water Storage Tank					880,000	4,170,000
Construction Management	West Hickman Main Trunk E						750,000
Construction Management	Wolf Run Main Trunk E						230,000
Construction Management	Sharon Village PS & FM						220,000
Construction Management	Upper Cane Run Waste Water Storage Tank						500,000
Construction Management	Mint Lane Trunk						120,000
Capacity Assurance Program	Inflow and Infiltration Reduction/Collector Rehab	5,000,000	5,000,000	5,000,000	5,000,000	5,000,000	5,000,000
Total Fund 4003 Sanitary Sewer Construction Fund		\$ 31,614,650	\$ 64,603,400	\$ 74,087,970	\$ 51,092,810	\$ 40,328,540	\$ 38,389,650

Lexington-Fayette Urban County Government
Capital Project Summary Sheet
PFC - Parks Project Fund
FY 2015 - FY 2020

Division	Description/ Project Title	FY 2015	FY 2016	FY 2017	FY 2018	FY 2019	FY 2020
<u>Contingency</u>							
Contingency	Golf Course Improvements	40,000					
<u>Parks and Recreation</u>							
Park Administration	Park Land Acquisition	185,000					
Total Fund 4024 PFC - Parks Projects Fund		\$ 225,000	\$ -	\$ -	\$ -	\$ -	\$ -

Lexington-Fayette Urban County Government
Capital Project Summary Sheet
Water Quality Management Fund
FY 2015 - FY 2020

Division	Description/ Project Title	FY 2015	FY 2016	FY 2017	FY 2018	FY 2019	FY 2020
<u>Government Communications</u>							
Lex Call	Public Safety Ops/Lexcall Center	17,500					
<u>Revenue</u>							
Revenue Administration	New System for LEXServ Billing	283,500	399,390	120,280	120,280	120,280	120,280
<u>Water Quality</u>							
Water Quality	Annual Small Capital Rehabilitation	250,000	250,000	250,000	250,000	250,000	250,000
Water Quality	Annual Water Quality Construction	150,000	150,000	150,000	150,000	150,000	150,000
<u>Streets and Roads</u>							
Storm Sewer Construct and Maintenance	Radio Equipment	6,670					
<u>Facilities and Fleet Management</u>							
Fleet Services Operations	Truck--Light Duty/ Vehicle Add	25,000					
Total Fund 4051 Water Quality Management Fund		\$ 732,670	\$ 799,390	\$ 520,280	\$ 520,280	\$ 520,280	\$ 520,280

Lexington-Fayette Urban County Government
Capital Project Summary Sheet
Water Quality Construction Fund
FY 2015 - FY 2020

Division	Description/ Project Title	FY 2015	FY 2016	FY 2017	FY 2018	FY 2019	FY 2020
<u>Water Quality</u>							
Stormwater	Walhampton Priority storm water Project	400,000	-				
Stormwater	Rogers Road Priority storm water project	1,300,000	900,000	900,000			
Stormwater	Ft. Sumter Priority storm water Project		510,000	500,000	664,000		
Stormwater	Elam Park Priority storm water Project				525,000		
Stormwater	Tuscon Drive Priority storm water Project		300,000	500,000	250,000		
Stormwater	Queensway Drive Priority storm water Project				1,000,000	1,000,000	
Stormwater	Future Consent Decree SEP					6,617,070	6,617,070
Total Fund 4052 Water Quality Construction Fund		\$ 1,700,000	\$ 1,710,000	\$ 1,900,000	\$ 2,439,000	\$ 7,617,070	\$ 6,617,070

Lexington-Fayette Urban County Government
Capital Project Summary Sheet
Landfill Fund
FY 2015 - FY 2020

Division	Description/ Project Title	FY 2015	FY 2016	FY 2017	FY 2018	FY 2019	FY 2020
<u>Revenue</u>							
Revenue Administration	New System for LEXServ Billing	210,000	295,840	89,090	89,090	89,090	89,090
<u>Waste Management</u>							
Landfill and Disposal	Security Equipment	30,000					
Landfill and Disposal	Landfill Closure	150,000					
Total Fund 4121 Landfill Fund		\$ 390,000	\$ 295,840	\$ 89,090	\$ 89,090	\$ 89,090	\$ 89,090

Lexington-Fayette Urban County Government
Capital Project Summary Sheet
Enhanced 911 Fund
FY 2015 - FY 2020

Division	Description/ Project Title	FY 2015	FY 2016	FY 2017	FY 2018	FY 2019	FY 2020
<u>Enhanced 911/Emergency Management</u>							
Enhanced 911/Emergency Management	Computer Equipment	1,250					
Enhanced 911/Emergency Management	PSAP Equipment	100,000					
<u>Facilities and Fleet Management</u>							
Facilities and Fleet Management	Autos except Police/ Vehicle Replacement	18,000				21,880	
Facilities and Fleet Management	SUV/ Vehicle Replacement		26,250				31,900
Total Fund 4204 Enhanced 911 Fund		\$ 119,250	\$ 26,250	\$ -	\$ -	\$ 21,880	\$ 31,900

Lexington-Fayette Urban County Government
Capital Project Summary Sheet
Central Kentucky 911 Fund
FY 2015 - FY 2020

Division	Description/ Project Title	FY 2015	FY 2016	FY 2017	FY 2018	FY 2019	FY 2020
<u>Enhanced 911/Emergency Management</u>							
Public Safety Answering Point	Remote Seats hardware	286,430					
Total Fund 4205 Central Kentucky 911 Fund		\$ 286,430	\$ -	\$ -	\$ -	\$ -	\$ -

General Fund Approved Projects - FY 2015 Mayor's Proposed Budget
Existing Bond Fund Reallocation

FUND	DEPT ID	SECTION	ACCOUNT	BUD REF	PROJECT	ACTIVITY	AMOUNT
Debit							
2603	162101	1602	90317	2014	CORRIDORS_2014	LAND_IMPRO	(170,000)
							(170,000)
Credit							
2603	162101	1602	90317	2015	CORRIDOR_2015	REPAIR_MTN	75,000
2603	162101	1602	90317	2015	CORRIDOR_2015	SIGN	35,000
2603	162101	1602	90317	2015	CORRIDOR_2015	NEIGHBORHOOD	25,000
2603	162101	1602	90317	2015	CORRIDOR_2015	BANNER	10,000
2603	162101	1602	90317	2015	CORRIDOR_2015	BUS_SHELTER	25,000
Total							170,000